



API Reference

Amazon Route 53



Amazon Route 53: API Reference

Copyright © 2024 Amazon Web Services, Inc. and/or its affiliates. All rights reserved.

Amazon's trademarks and trade dress may not be used in connection with any product or service that is not Amazon's, in any manner that is likely to cause confusion among customers, or in any manner that disparages or discredits Amazon. All other trademarks not owned by Amazon are the property of their respective owners, who may or may not be affiliated with, connected to, or sponsored by Amazon.

Table of Contents

| | |
|------------------------------------------------------|-----------|
| Welcome | 1 |
| Amazon Route 53 API actions by function | 4 |
| Types of function | 4 |
| Actions by function | 5 |
| Actions | 14 |
| Amazon Route 53 | 20 |
| ActivateKeySigningKey | 24 |
| AssociateVPCWithHostedZone | 27 |
| ChangeCidrCollection | 33 |
| ChangeResourceRecordSets | 39 |
| ChangeTagsForResource | 62 |
| CreateCidrCollection | 66 |
| CreateHealthCheck | 71 |
| CreateHostedZone | 81 |
| CreateKeySigningKey | 92 |
| CreateQueryLoggingConfig | 99 |
| CreateReusableDelegationSet | 107 |
| CreateTrafficPolicy | 113 |
| CreateTrafficPolicyInstance | 118 |
| CreateTrafficPolicyVersion | 124 |
| CreateVPCAssociationAuthorization | 129 |
| DeactivateKeySigningKey | 134 |
| DeleteCidrCollection | 138 |
| DeleteHealthCheck | 141 |
| DeleteHostedZone | 144 |
| DeleteKeySigningKey | 149 |
| DeleteQueryLoggingConfig | 152 |
| DeleteReusableDelegationSet | 155 |
| DeleteTrafficPolicy | 158 |
| DeleteTrafficPolicyInstance | 161 |
| DeleteVPCAssociationAuthorization | 164 |
| DisableHostedZoneDNSSEC | 168 |
| DisassociateVPCFromHostedZone | 171 |
| EnableHostedZoneDNSSEC | 176 |

| | |
|----------------------------------------------|-----|
| GetAccountLimit | 179 |
| GetChange | 182 |
| GetCheckerIpRanges | 185 |
| GetDNSSEC | 187 |
| GetGeoLocation | 190 |
| GetHealthCheck | 194 |
| GetHealthCheckCount | 199 |
| GetHealthCheckLastFailureReason | 201 |
| GetHealthCheckStatus | 205 |
| GetHostedZone | 209 |
| GetHostedZoneCount | 215 |
| GetHostedZoneLimit | 218 |
| GetQueryLoggingConfig | 221 |
| GetReusableDelegationSet | 224 |
| GetReusableDelegationSetLimit | 227 |
| GetTrafficPolicy | 230 |
| GetTrafficPolicyInstance | 234 |
| GetTrafficPolicyInstanceCount | 238 |
| ListCidrBlocks | 240 |
| ListCidrCollections | 244 |
| ListCidrLocations | 248 |
| ListGeoLocations | 252 |
| ListHealthChecks | 258 |
| ListHostedZones | 264 |
| ListHostedZonesByName | 269 |
| ListHostedZonesByVPC | 276 |
| ListQueryLoggingConfigs | 282 |
| ListResourceRecordSets | 287 |
| ListReusableDelegationSets | 295 |
| ListTagsForResource | 300 |
| ListTagsForResources | 304 |
| ListTrafficPolicies | 309 |
| ListTrafficPolicyInstances | 313 |
| ListTrafficPolicyInstancesByHostedZone | 319 |
| ListTrafficPolicyInstancesByPolicy | 325 |
| ListTrafficPolicyVersions | 332 |

| | |
|-------------------------------------------------|-----|
| ListVPCAssociationAuthorizations | 337 |
| TestDNSAnswer | 341 |
| UpdateHealthCheck | 347 |
| UpdateHostedZoneComment | 364 |
| UpdateTrafficPolicyComment | 368 |
| UpdateTrafficPolicyInstance | 372 |
| Amazon Route 53 domain registration | 377 |
| AcceptDomainTransferFromAnotherAwsAccount | 379 |
| AssociateDelegationSignerToDomain | 383 |
| CancelDomainTransferToAnotherAwsAccount | 387 |
| CheckDomainAvailability | 391 |
| CheckDomainTransferability | 396 |
| DeleteDomain | 400 |
| DeleteTagsForDomain | 403 |
| DisableDomainAutoRenew | 406 |
| DisableDomainTransferLock | 409 |
| DisassociateDelegationSignerFromDomain | 413 |
| EnableDomainAutoRenew | 416 |
| EnableDomainTransferLock | 419 |
| GetContactReachabilityStatus | 423 |
| GetDomainDetail | 427 |
| GetDomainSuggestions | 438 |
| GetOperationDetail | 443 |
| ListDomains | 448 |
| ListOperations | 453 |
| ListPrices | 459 |
| ListTagsForDomain | 463 |
| PushDomain | 467 |
| RegisterDomain | 470 |
| RejectDomainTransferFromAnotherAwsAccount | 481 |
| RenewDomain | 485 |
| ResendContactReachabilityEmail | 489 |
| ResendOperationAuthorization | 493 |
| RetrieveDomainAuthCode | 495 |
| TransferDomain | 498 |
| TransferDomainToAnotherAwsAccount | 510 |

| | |
|------------------------------------------|-----|
| UpdateDomainContact | 515 |
| UpdateDomainContactPrivacy | 523 |
| UpdateDomainNameservers | 529 |
| UpdateTagsForDomain | 534 |
| ViewBilling | 538 |
| Route 53 Profiles | 542 |
| AssociateProfile | 544 |
| AssociateResourceToProfile | 550 |
| CreateProfile | 556 |
| DeleteProfile | 561 |
| DisassociateProfile | 565 |
| DisassociateResourceFromProfile | 569 |
| GetProfile | 574 |
| GetProfileAssociation | 578 |
| GetProfileResourceAssociation | 582 |
| ListProfileAssociations | 586 |
| ListProfileResourceAssociations | 591 |
| ListProfiles | 596 |
| ListTagsForResource | 600 |
| TagResource | 604 |
| UntagResource | 608 |
| UpdateProfileResourceAssociation | 612 |
| Amazon Route 53 Resolver | 616 |
| AssociateFirewallRuleGroup | 620 |
| AssociateResolverEndpointIpAddress | 625 |
| AssociateResolverQueryLogConfig | 630 |
| AssociateResolverRule | 635 |
| CreateFirewallDomainList | 640 |
| CreateFirewallRule | 644 |
| CreateFirewallRuleGroup | 651 |
| CreateOutpostResolver | 655 |
| CreateResolverEndpoint | 661 |
| CreateResolverQueryLogConfig | 670 |
| CreateResolverRule | 676 |
| DeleteFirewallDomainList | 684 |
| DeleteFirewallRule | 687 |

| | |
|---------------------------------------------|-----|
| DeleteFirewallRuleGroup | 691 |
| DeleteOutpostResolver | 694 |
| DeleteResolverEndpoint | 697 |
| DeleteResolverQueryLogConfig | 702 |
| DeleteResolverRule | 707 |
| DisassociateFirewallRuleGroup | 712 |
| DisassociateResolverEndpointIpAddress | 715 |
| DisassociateResolverQueryLogConfig | 720 |
| DisassociateResolverRule | 725 |
| GetFirewallConfig | 729 |
| GetFirewallDomainList | 732 |
| GetFirewallRuleGroup | 735 |
| GetFirewallRuleGroupAssociation | 738 |
| GetFirewallRuleGroupPolicy | 741 |
| GetOutpostResolver | 744 |
| GetResolverConfig | 747 |
| GetResolverDnssecConfig | 750 |
| GetResolverEndpoint | 753 |
| GetResolverQueryLogConfig | 757 |
| GetResolverQueryLogConfigAssociation | 762 |
| GetResolverQueryLogConfigPolicy | 766 |
| GetResolverRule | 770 |
| GetResolverRuleAssociation | 775 |
| GetResolverRulePolicy | 779 |
| ImportFirewallDomains | 783 |
| ListFirewallConfigs | 788 |
| ListFirewallDomainLists | 792 |
| ListFirewallDomains | 796 |
| ListFirewallRuleGroupAssociations | 800 |
| ListFirewallRuleGroups | 805 |
| ListFirewallRules | 809 |
| ListOutpostResolvers | 814 |
| ListResolverConfigs | 818 |
| ListResolverDnssecConfigs | 822 |
| ListResolverEndpointIpAddresses | 826 |
| ListResolverEndpoints | 832 |

| | |
|--------------------------------------------------------------------------------------------------------------|------------|
| ListResolverQueryLogConfigAssociations | 838 |
| ListResolverQueryLogConfigs | 846 |
| ListResolverRuleAssociations | 854 |
| ListResolverRules | 859 |
| ListTagsForResource | 865 |
| PutFirewallRuleGroupPolicy | 870 |
| PutResolverQueryLogConfigPolicy | 873 |
| PutResolverRulePolicy | 878 |
| TagResource | 883 |
| UntagResource | 887 |
| UpdateFirewallConfig | 891 |
| UpdateFirewallDomains | 895 |
| UpdateFirewallRule | 900 |
| UpdateFirewallRuleGroupAssociation | 907 |
| UpdateOutpostResolver | 911 |
| UpdateResolverConfig | 915 |
| UpdateResolverDnssecConfig | 919 |
| UpdateResolverEndpoint | 922 |
| UpdateResolverRule | 929 |
| Making API Requests | 935 |
| Making API Requests for Hosted Zones, Resource Record Sets, Health Checks, and Cost Allocation Tags | 935 |
| REST Requests | 936 |
| REST Responses | 938 |
| Making API Requests for Domain Registration and for Route 53 Resolver | 939 |
| RPC Requests | 941 |
| RPC Responses | 943 |
| Signing Amazon Route 53 API Requests | 944 |
| Traffic Policy Document Format | 945 |
| Basic Syntax | 945 |
| Syntax for Endpoint Definitions | 947 |
| Syntax for Rule Definitions | 949 |
| Failover Rules | 949 |
| Geolocation Rules | 951 |
| Geoproximity Rules | 953 |
| Latency Rules | 957 |

| | |
|-------------------------------------------------------------|------------|
| Multivalue Answer Rules | 958 |
| Weighted Rules | 959 |
| Examples | 960 |
| Failover Example | 961 |
| Geolocation Example | 961 |
| Geoproximity Examples | 962 |
| Latency Example | 965 |
| Weighted Example | 965 |
| Example with Failover, Latency, and Geolocation Rules | 966 |
| Data Types | 969 |
| Amazon Route 53 | 972 |
| AccountLimit | 974 |
| AlarmIdentifier | 976 |
| AliasTarget | 978 |
| Change | 986 |
| ChangeBatch | 988 |
| ChangeInfo | 989 |
| CidrBlockSummary | 991 |
| CidrCollection | 992 |
| CidrCollectionChange | 994 |
| CidrRoutingConfig | 996 |
| CloudWatchAlarmConfiguration | 998 |
| CollectionSummary | 1001 |
| Coordinates | 1003 |
| DelegationSet | 1005 |
| Dimension | 1007 |
| DNSSECStatus | 1008 |
| GeoLocation | 1010 |
| GeoLocationDetails | 1012 |
| GeoProximityLocation | 1014 |
| HealthCheck | 1016 |
| HealthCheckConfig | 1018 |
| HealthCheckObservation | 1029 |
| HostedZone | 1031 |
| HostedZoneConfig | 1033 |
| HostedZoneLimit | 1034 |

| | |
|-------------------------------------------|------|
| HostedZoneOwner | 1036 |
| HostedZoneSummary | 1038 |
| KeySigningKey | 1040 |
| LinkedService | 1045 |
| LocationSummary | 1047 |
| QueryLoggingConfig | 1048 |
| ResourceRecord | 1050 |
| ResourceRecordSet | 1052 |
| ResourceTagSet | 1065 |
| ReusableDelegationSetLimit | 1067 |
| StatusReport | 1068 |
| Tag | 1069 |
| TrafficPolicy | 1071 |
| TrafficPolicyInstance | 1073 |
| TrafficPolicySummary | 1076 |
| VPC | 1078 |
| Amazon Route 53 domain registration | 1079 |
| BillingRecord | 1080 |
| Consent | 1082 |
| ContactDetail | 1083 |
| DnssecKey | 1088 |
| DnssecSigningAttributes | 1091 |
| DomainPrice | 1093 |
| DomainSuggestion | 1095 |
| DomainSummary | 1097 |
| DomainTransferability | 1099 |
| ExtraParam | 1101 |
| FilterCondition | 1109 |
| Nameserver | 1111 |
| OperationSummary | 1113 |
| PriceWithCurrency | 1116 |
| SortCondition | 1117 |
| Tag | 1118 |
| Route 53 Profiles | 1119 |
| Profile | 1120 |
| ProfileAssociation | 1123 |

| | |
|-----------------------------------------|-------------|
| ProfileResourceAssociation | 1126 |
| ProfileSummary | 1129 |
| Tag | 1131 |
| Amazon Route 53 Resolver | 1131 |
| Filter | 1133 |
| FirewallConfig | 1138 |
| FirewallDomainList | 1140 |
| FirewallDomainListMetadata | 1143 |
| FirewallRule | 1145 |
| FirewallRuleGroup | 1150 |
| FirewallRuleGroupAssociation | 1153 |
| FirewallRuleGroupMetadata | 1157 |
| IpAddressRequest | 1160 |
| IpAddressResponse | 1162 |
| IpAddressUpdate | 1165 |
| OutpostResolver | 1167 |
| ResolverConfig | 1170 |
| ResolverDnssecConfig | 1172 |
| ResolverEndpoint | 1174 |
| ResolverQueryLogConfig | 1180 |
| ResolverQueryLogConfigAssociation | 1184 |
| ResolverRule | 1187 |
| ResolverRuleAssociation | 1192 |
| ResolverRuleConfig | 1194 |
| Tag | 1196 |
| TargetAddress | 1197 |
| UpdateIpAddress | 1199 |
| Common Parameters | 1200 |
| Common Errors | 1203 |

Welcome

Amazon Route 53 is a highly available and scalable Domain Name System (DNS) web service. Route 53 performs four main functions:

- **Domain registration** – Route 53 helps lets you register domain names such as example.com.
- **Domain Name System (DNS) service** – Route 53 translates friendly domains names like www.example.com into IP addresses like 192.0.2.1. Route 53 responds to DNS queries using a global network of authoritative DNS servers, which reduces latency.
- **Health checking** – Route 53 sends automated requests over the internet to your application to verify that it's reachable, available, and functional.
- **Resolver** – Route 53 Resolver lets you forward DNS queries from a VPC that you created using Amazon VPC to DNS resolvers in your network, and from your network to resolvers in your VPC.

This *Amazon Route 53 API Reference* explains how to use API actions to create the following resources:

Public and Private Hosted Zones

A *public hosted zone* is a container that holds information about how you want to route traffic on the internet for a domain, such as example.com, and its subdomains.

A *private hosted zone* is a container that holds information about how you want to route traffic for a domain and its subdomains within one or more VPCs that you created with the Amazon VPC service.

See [Public and private hosted zones](#).

Reusable Delegation Sets

By default, each hosted zone that you create gets a different set of four name servers—a different delegation set. If you create a lot of hosted zones, maintaining different delegation sets can be difficult and time consuming. Route 53 lets you create a delegation set that you can reuse with multiple hosted zones. See [Reusable delegation sets](#).

Resource Record Sets

After you create a hosted zone for your domain, such as example.com, you create resource record sets to tell the Domain Name System (DNS) how to route traffic for that domain. See [Resource record sets](#).

Traffic Policies and Traffic Policy Instances

You can create complex routing configurations, known as traffic policies, that use weighted, latency, failover, and geolocation resource record sets. You can then associate a traffic policy with a domain name or subdomain name, such as www.example.com, by creating a traffic policy instance. When users submit DNS queries for the domain or subdomain, Route 53 responds based on the traffic policy that you used to create the traffic policy instance. See [Traffic policies](#) and [Traffic policy instances](#).

Health Checks

Route 53 health checks monitor the health and performance of your web applications, web servers, and other resources. At regular intervals that you specify, Route 53 submits automated requests over the internet to your application, server, or other resource to verify that it's reachable, available, and functional. See [Health checks](#).

Domain Registrations

When you want to get a new domain name, such as example.com, you can register it with Route 53. You can also transfer the registration for existing domains from other registrars to Route 53. See [Domain registration](#).

DNS –DNSSEC

You can protect your domain from DNS spoofing or a man-in-the-middle attack, by configuring Domain Name System Security Extensions (DNSSEC). See [DNS—DNSSEC](#).

Query Logs

You can configure Route 53 to log information about the DNS queries that Route 53 receives, such as the domain or subdomain that was requested, the date and time of the request, and the DNS record type (such as A or AAAA). See [Public DNS query logs](#).

You can also configure Route 53 Resolver to log information about the DNS queries that originate in Amazon VPCs. See [Private DNS query logs](#).

Outbound and Inbound Endpoints, and Rules

You can configure Route 53 Resolver to forward DNS queries from your VPC to your network or vice versa. DNS queries pass through an outbound endpoint on their way from a VPC to your network, and they pass through an inbound endpoint on their way from your network to a VPC. For outbound queries, rules let you specify the domain names that you want to forward to your network and the IP addresses of the DNS resolvers in your network. See [Route 53 Resolver endpoints](#) and [Route 53 Resolver rules](#).

Tags

A tag is a label that you assign to an AWS resource. Each tag consists of a key and a value, both of which you define. You can use tags for a variety of purposes; one common use is to categorize and track your Route 53 costs. See [Tags](#).

You can also use the Route 53 API to get the current limit on Route 53 objects that you can create, such as hosted zones and health checks. See [Limits \(quotas\) for accounts, hosted zones, and reusable delegation sets](#).

In addition, the *Amazon Route 53 API Reference* includes the following information:

- **Making API Requests** – How to submit HTTP requests to Route 53
- **Traffic Policy Document Format** – Syntax and examples for the document that you include when you create a traffic policy programmatically

For information about Route 53 concepts and about how to use the Route 53 console, see the [Amazon Route 53 Developer Guide](#).

Amazon Route 53 API actions by function

This topic lists all Route 53 and Route 53 Resolver API actions in groups by the function they perform.

Topics

- [Types of function](#)
- [Actions by function](#)

Types of function

DNS

- [Public and private hosted zones](#)
- [Public hosted zones](#)
- [Private hosted zones](#)
- [Resource record sets](#)
- [Public DNS query logs](#)
- [Reusable delegation sets](#)

DNS—Traffic flow

- [Traffic policies](#)
- [Traffic policy instances](#)

Domain registration

- [Register, renew, and transfer domains](#)
- [Transfer domains between AWS accounts](#)
- [Get domain information](#)
- [Change domain settings](#)

DNS—DNSSEC

- [DNSSEC signing](#)
- [DNSSEC validation](#)

DNS—IP-based routing

[Health checking](#)

- [Health checks](#)
- [Health checker IP ranges](#)

[Limits \(quotas\) for accounts, hosted zones, and reusable delegation sets](#)

[Route 53 profiles](#)

- [Route 53 profiles](#)
- [Profile VPC associations](#)
- [Profile resource associations](#)

[Route 53 Resolver](#)

- [Route 53 Resolver endpoints](#)
- [Private DNS query logs](#)
- [Route 53 Resolver rules](#)
- [Route 53 Resolver DNS Firewall](#)
- [Amazon Route 53 Resolver on Outposts](#)
- [Resolver configuration](#)

[Tags](#)

- [Tags for hosted zones and health checks](#)
- [Tags for domains](#)
- [Tags for Route 53 Resolver](#)

Actions by function

[DNS](#) | [DNS—Traffic flow](#) | [Domain registration](#) | [DNS—DNSSEC](#) | [DNS—IP-based routing](#) | [Health checking](#) | [Limits \(quotas\) for accounts, hosted zones, and reusable delegation sets](#) | [Route 53 profiles](#) | [Route 53 Resolver](#) | [Tags](#)

DNS

Public and private hosted zones

- [CreateHostedZone](#)
- [DeleteHostedZone](#)
- [GetHostedZone](#)

- [GetHostedZoneCount](#)
- [ListHostedZones](#)
- [ListHostedZonesByName](#)
- [UpdateHostedZoneComment](#)

Public hosted zones

- [TestDNSAnswer](#)

Private hosted zones

- [AssociateVPCWithHostedZone](#)
- [DisassociateVPCFromHostedZone](#)
- [CreateVPCAssociationAuthorization](#)
- [DeleteVPCAssociationAuthorization](#)
- [ListHostedZonesByVPC](#)
- [ListVPCAssociationAuthorizations](#)

Resource record sets

- [ChangeResourceRecordSets](#)
- [GetChange](#)
- [ListResourceRecordSets](#)
- [GetGeoLocation](#)
- [ListGeoLocations](#)

Public DNS query logs

- [CreateQueryLoggingConfig](#)
- [DeleteQueryLoggingConfig](#)
- [GetQueryLoggingConfig](#)
- [ListQueryLoggingConfigs](#)

Reusable delegation sets

- [CreateReusableDelegationSet](#)
- [DeleteReusableDelegationSet](#)
- [GetReusableDelegationSet](#)
- [ListReusableDelegationSets](#)

DNS—Traffic flow

Traffic policies

- [CreateTrafficPolicy](#)
- [CreateTrafficPolicyVersion](#)
- [DeleteTrafficPolicy](#)
- [GetTrafficPolicy](#)
- [ListTrafficPolicies](#)
- [ListTrafficPolicyVersions](#)
- [UpdateTrafficPolicyComment](#)

Traffic policy instances

- [CreateTrafficPolicyInstance](#)
- [DeleteTrafficPolicyInstance](#)
- [GetTrafficPolicyInstance](#)
- [GetTrafficPolicyInstanceCount](#)
- [ListTrafficPolicyInstances](#)
- [ListTrafficPolicyInstancesByHostedZone](#)
- [ListTrafficPolicyInstancesByPolicy](#)
- [UpdateTrafficPolicyInstance](#)

Domain registration

Register, renew, and transfer domains

- [RegisterDomain](#)
- [RenewDomain](#)
- [ResendContactReachabilityEmail](#)
- [RetrieveDomainAuthCode](#)
- [TransferDomain](#)
- [DeleteDomain](#)
- [PushDomain](#)
- [ResendOperationAuthorization](#)

Transfer domains between AWS accounts

- [AcceptDomainTransferFromAnotherAwsAccount](#)

- [CancelDomainTransferToAnotherAwsAccount](#)
- [RejectDomainTransferFromAnotherAwsAccount](#)
- [TransferDomainToAnotherAwsAccount](#)

Get domain information

- [CheckDomainAvailability](#)
- [CheckDomainTransferability](#)
- [GetContactReachabilityStatus](#)
- [GetDomainDetail](#)
- [GetDomainSuggestions](#)
- [GetOperationDetail](#)
- [ListDomains](#)
- [ListOperations](#)
- [ListPrices](#)
- [ViewBilling](#)

Change domain settings

- [DisableDomainAutoRenew](#)
- [DisableDomainTransferLock](#)
- [EnableDomainAutoRenew](#)
- [EnableDomainTransferLock](#)
- [UpdateDomainContact](#)
- [UpdateDomainContactPrivacy](#)
- [UpdateDomainNameservers](#)

DNS—DNSSEC

DNSSEC signing

- [ActivateKeySigningKey](#)
- [CreateKeySigningKey](#)
- [DeactivateKeySigningKey](#)
- [GetDNSSEC](#)
- [AssociateDelegationSignerToDomain](#)
- [DisassociateDelegationSignerFromDomain](#)

DNSSEC validation

- [GetResolverDnssecConfig](#)
- [ListResolverDnssecConfigs](#)
- [UpdateResolverDnssecConfig](#)

DNS—IP-based routing

- [ChangeCidrCollection](#)
- [CreateCidrCollection](#)
- [DeleteCidrCollection](#)
- [ListCidrBlocks](#)
- [ListCidrCollections](#)
- [ListCidrLocations](#)

Health checking

Health checks

- [CreateHealthCheck](#)
- [DeleteHealthCheck](#)
- [GetHealthCheck](#)
- [GetHealthCheckCount](#)
- [GetHealthCheckLastFailureReason](#)
- [GetHealthCheckStatus](#)
- [ListHealthChecks](#)
- [UpdateHealthCheck](#)

Health checker IP ranges

- [GetCheckerIpRanges](#)

Limits (quotas) for accounts, hosted zones, and reusable delegation sets

- [GetAccountLimit](#)
- [GetHostedZoneLimit](#)
- [GetReusableDelegationSetLimit](#)

Route 53 profiles

Route 53 profiles

- [CreateProfile](#)

- [DeleteProfile](#)
- [GetProfile](#)
- [ListProfiles](#)

Profile VPC associations

- [AssociateProfile](#)
- [DisassociateProfile](#)
- [GetProfileAssociation](#)
- [ListProfileAssociations](#)

Profile resource associations

- [AssociateResourceToProfile](#)
- [DisassociateResourceFromProfile](#)
- [GetProfileResourceAssociation](#)
- [ListProfileResourceAssociations](#)
- [UpdateProfileResourceAssociation](#)

Route 53 Resolver

Route 53 Resolver endpoints

- [AssociateResolverEndpointIpAddress](#)
- [CreateResolverEndpoint](#)
- [DeleteResolverEndpoint](#)
- [DisassociateResolverEndpointIpAddress](#)
- [GetResolverEndpoint](#)
- [ListResolverEndpointIpAddresses](#)
- [ListResolverEndpoints](#)
- [UpdateResolverEndpoint](#)

Private DNS query logs

- [AssociateResolverQueryLogConfig](#)
- [CreateResolverQueryLogConfig](#)
- [DeleteResolverQueryLogConfig](#)
- [DisassociateResolverQueryLogConfig](#)
- [GetResolverQueryLogConfig](#)

- [GetResolverQueryLogConfigAssociation](#)
- [GetResolverQueryLogConfigPolicy](#)
- [ListResolverQueryLogConfigAssociations](#)
- [ListResolverQueryLogConfigs](#)
- [PutResolverQueryLogConfigPolicy](#)

Route 53 Resolver rules

- [AssociateResolverRule](#)
- [CreateResolverRule](#)
- [DeleteResolverRule](#)
- [DisassociateResolverRule](#)
- [GetResolverRule](#)
- [GetResolverRuleAssociation](#)
- [GetResolverRulePolicy](#)
- [ListResolverRuleAssociations](#)
- [ListResolverRules](#)
- [PutResolverRulePolicy](#)
- [UpdateResolverRule](#)

Route 53 Resolver DNS Firewall

- [AssociateFirewallRuleGroup](#)
- [CreateFirewallDomainList](#)
- [CreateFirewallRule](#)
- [CreateFirewallRuleGroup](#)
- [DeleteFirewallDomainList](#)
- [DeleteFirewallRule](#)
- [DeleteFirewallRuleGroup](#)
- [DisassociateFirewallRuleGroup](#)
- [GetFirewallConfig](#)
- [GetFirewallDomainList](#)
- [GetFirewallRuleGroup](#)
- [GetFirewallRuleGroupAssociation](#)

- [GetFirewallRuleGroupPolicy](#)
- [ImportFirewallDomains](#)
- [ListFirewallConfigs](#)
- [ListFirewallDomainLists](#)
- [ListFirewallDomains](#)
- [ListFirewallRuleGroupAssociations](#)
- [ListFirewallRuleGroups](#)
- [ListFirewallRules](#)
- [PutFirewallRuleGroupPolicy](#)
- [UpdateFirewallConfig](#)
- [UpdateFirewallDomains](#)
- [UpdateFirewallRule](#)
- [UpdateFirewallRuleGroupAssociation](#)

Route 53 Resolver on Outposts

- [CreateOutpostResolver](#)
- [DeleteOutpostResolver](#)
- [GetOutpostResolver](#)
- [ListOutpostResolvers](#)
- [UpdateOutpostResolver](#)

Route 53 Resolver configuration

- [GetResolverConfig](#)
- [ListResolverConfigs](#)
- [UpdateResolverConfig](#)

Tags

Tags for hosted zones and health checks

- [ChangeTagsForResource](#)
- [ListTagsForResource](#)
- [ListTagsForResources](#)

Tags for domains

- [DeleteTagsForDomain](#)

- [ListTagsForDomain](#)
- [UpdateTagsForDomain](#)

Tags for Route 53 Resolver

- [ListTagsForResource](#)
- [TagResource](#)
- [UntagResource](#)

Actions

The following actions are supported by Amazon Route 53:

- [ActivateKeySigningKey](#)
- [AssociateVPCWithHostedZone](#)
- [ChangeCidrCollection](#)
- [ChangeResourceRecordSets](#)
- [ChangeTagsForResource](#)
- [CreateCidrCollection](#)
- [CreateHealthCheck](#)
- [CreateHostedZone](#)
- [CreateKeySigningKey](#)
- [CreateQueryLoggingConfig](#)
- [CreateReusableDelegationSet](#)
- [CreateTrafficPolicy](#)
- [CreateTrafficPolicyInstance](#)
- [CreateTrafficPolicyVersion](#)
- [CreateVPCAssociationAuthorization](#)
- [DeactivateKeySigningKey](#)
- [DeleteCidrCollection](#)
- [DeleteHealthCheck](#)
- [DeleteHostedZone](#)
- [DeleteKeySigningKey](#)
- [DeleteQueryLoggingConfig](#)
- [DeleteReusableDelegationSet](#)
- [DeleteTrafficPolicy](#)
- [DeleteTrafficPolicyInstance](#)
- [DeleteVPCAssociationAuthorization](#)
- [DisableHostedZoneDNSSEC](#)
- [DisassociateVPCFromHostedZone](#)

- [EnableHostedZoneDNSSEC](#)
- [GetAccountLimit](#)
- [GetChange](#)
- [GetCheckerIpRanges](#)
- [GetDNSSEC](#)
- [GetGeoLocation](#)
- [GetHealthCheck](#)
- [GetHealthCheckCount](#)
- [GetHealthCheckLastFailureReason](#)
- [GetHealthCheckStatus](#)
- [GetHostedZone](#)
- [GetHostedZoneCount](#)
- [GetHostedZoneLimit](#)
- [GetQueryLoggingConfig](#)
- [GetReusableDelegationSet](#)
- [GetReusableDelegationSetLimit](#)
- [GetTrafficPolicy](#)
- [GetTrafficPolicyInstance](#)
- [GetTrafficPolicyInstanceCount](#)
- [ListCidrBlocks](#)
- [ListCidrCollections](#)
- [ListCidrLocations](#)
- [ListGeoLocations](#)
- [ListHealthChecks](#)
- [ListHostedZones](#)
- [ListHostedZonesByName](#)
- [ListHostedZonesByVPC](#)
- [ListQueryLoggingConfigs](#)
- [ListResourceRecordSets](#)
- [ListReusableDelegationSets](#)

- [ListTagsForResource](#)
- [ListTagsForResources](#)
- [ListTrafficPolicies](#)
- [ListTrafficPolicyInstances](#)
- [ListTrafficPolicyInstancesByHostedZone](#)
- [ListTrafficPolicyInstancesByPolicy](#)
- [ListTrafficPolicyVersions](#)
- [ListVPCAssociationAuthorizations](#)
- [TestDNSAnswer](#)
- [UpdateHealthCheck](#)
- [UpdateHostedZoneComment](#)
- [UpdateTrafficPolicyComment](#)
- [UpdateTrafficPolicyInstance](#)

The following actions are supported by Amazon Route 53 domain registration:

- [AcceptDomainTransferFromAnotherAwsAccount](#)
- [AssociateDelegationSignerToDomain](#)
- [CancelDomainTransferToAnotherAwsAccount](#)
- [CheckDomainAvailability](#)
- [CheckDomainTransferability](#)
- [DeleteDomain](#)
- [DeleteTagsForDomain](#)
- [DisableDomainAutoRenew](#)
- [DisableDomainTransferLock](#)
- [DisassociateDelegationSignerFromDomain](#)
- [EnableDomainAutoRenew](#)
- [EnableDomainTransferLock](#)
- [GetContactReachabilityStatus](#)
- [GetDomainDetail](#)
- [GetDomainSuggestions](#)

- [GetOperationDetail](#)
- [ListDomains](#)
- [ListOperations](#)
- [ListPrices](#)
- [ListTagsForDomain](#)
- [PushDomain](#)
- [RegisterDomain](#)
- [RejectDomainTransferFromAnotherAwsAccount](#)
- [RenewDomain](#)
- [ResendContactReachabilityEmail](#)
- [ResendOperationAuthorization](#)
- [RetrieveDomainAuthCode](#)
- [TransferDomain](#)
- [TransferDomainToAnotherAwsAccount](#)
- [UpdateDomainContact](#)
- [UpdateDomainContactPrivacy](#)
- [UpdateDomainNameservers](#)
- [UpdateTagsForDomain](#)
- [ViewBilling](#)

The following actions are supported by Route 53 Profiles:

- [AssociateProfile](#)
- [AssociateResourceToProfile](#)
- [CreateProfile](#)
- [DeleteProfile](#)
- [DisassociateProfile](#)
- [DisassociateResourceFromProfile](#)
- [GetProfile](#)
- [GetProfileAssociation](#)
- [GetProfileResourceAssociation](#)

- [ListProfileAssociations](#)
- [ListProfileResourceAssociations](#)
- [ListProfiles](#)
- [ListTagsForResource](#)
- [TagResource](#)
- [UntagResource](#)
- [UpdateProfileResourceAssociation](#)

The following actions are supported by Amazon Route 53 Resolver:

- [AssociateFirewallRuleGroup](#)
- [AssociateResolverEndpointIpAddress](#)
- [AssociateResolverQueryLogConfig](#)
- [AssociateResolverRule](#)
- [CreateFirewallDomainList](#)
- [CreateFirewallRule](#)
- [CreateFirewallRuleGroup](#)
- [CreateOutpostResolver](#)
- [CreateResolverEndpoint](#)
- [CreateResolverQueryLogConfig](#)
- [CreateResolverRule](#)
- [DeleteFirewallDomainList](#)
- [DeleteFirewallRule](#)
- [DeleteFirewallRuleGroup](#)
- [DeleteOutpostResolver](#)
- [DeleteResolverEndpoint](#)
- [DeleteResolverQueryLogConfig](#)
- [DeleteResolverRule](#)
- [DisassociateFirewallRuleGroup](#)
- [DisassociateResolverEndpointIpAddress](#)
- [DisassociateResolverQueryLogConfig](#)

- [DisassociateResolverRule](#)
- [GetFirewallConfig](#)
- [GetFirewallDomainList](#)
- [GetFirewallRuleGroup](#)
- [GetFirewallRuleGroupAssociation](#)
- [GetFirewallRuleGroupPolicy](#)
- [GetOutpostResolver](#)
- [GetResolverConfig](#)
- [GetResolverDnssecConfig](#)
- [GetResolverEndpoint](#)
- [GetResolverQueryLogConfig](#)
- [GetResolverQueryLogConfigAssociation](#)
- [GetResolverQueryLogConfigPolicy](#)
- [GetResolverRule](#)
- [GetResolverRuleAssociation](#)
- [GetResolverRulePolicy](#)
- [ImportFirewallDomains](#)
- [ListFirewallConfigs](#)
- [ListFirewallDomainLists](#)
- [ListFirewallDomains](#)
- [ListFirewallRuleGroupAssociations](#)
- [ListFirewallRuleGroups](#)
- [ListFirewallRules](#)
- [ListOutpostResolvers](#)
- [ListResolverConfigs](#)
- [ListResolverDnssecConfigs](#)
- [ListResolverEndpointIpAddresses](#)
- [ListResolverEndpoints](#)
- [ListResolverQueryLogConfigAssociations](#)
- [ListResolverQueryLogConfigs](#)

- [ListResolverRuleAssociations](#)
- [ListResolverRules](#)
- [ListTagsForResource](#)
- [PutFirewallRuleGroupPolicy](#)
- [PutResolverQueryLogConfigPolicy](#)
- [PutResolverRulePolicy](#)
- [TagResource](#)
- [UntagResource](#)
- [UpdateFirewallConfig](#)
- [UpdateFirewallDomains](#)
- [UpdateFirewallRule](#)
- [UpdateFirewallRuleGroupAssociation](#)
- [UpdateOutpostResolver](#)
- [UpdateResolverConfig](#)
- [UpdateResolverDnssecConfig](#)
- [UpdateResolverEndpoint](#)
- [UpdateResolverRule](#)

Amazon Route 53

The following actions are supported by Amazon Route 53:

- [ActivateKeySigningKey](#)
- [AssociateVPCWithHostedZone](#)
- [ChangeCidrCollection](#)
- [ChangeResourceRecordSets](#)
- [ChangeTagsForResource](#)
- [CreateCidrCollection](#)
- [CreateHealthCheck](#)
- [CreateHostedZone](#)
- [CreateKeySigningKey](#)

- [CreateQueryLoggingConfig](#)
- [CreateReusableDelegationSet](#)
- [CreateTrafficPolicy](#)
- [CreateTrafficPolicyInstance](#)
- [CreateTrafficPolicyVersion](#)
- [CreateVPCAssociationAuthorization](#)
- [DeactivateKeySigningKey](#)
- [DeleteCidrCollection](#)
- [DeleteHealthCheck](#)
- [DeleteHostedZone](#)
- [DeleteKeySigningKey](#)
- [DeleteQueryLoggingConfig](#)
- [DeleteReusableDelegationSet](#)
- [DeleteTrafficPolicy](#)
- [DeleteTrafficPolicyInstance](#)
- [DeleteVPCAssociationAuthorization](#)
- [DisableHostedZoneDNSSEC](#)
- [DisassociateVPCFromHostedZone](#)
- [EnableHostedZoneDNSSEC](#)
- [GetAccountLimit](#)
- [GetChange](#)
- [GetCheckerIpRanges](#)
- [GetDNSSEC](#)
- [GetGeoLocation](#)
- [GetHealthCheck](#)
- [GetHealthCheckCount](#)
- [GetHealthCheckLastFailureReason](#)
- [GetHealthCheckStatus](#)
- [GetHostedZone](#)
- [GetHostedZoneCount](#)

- [GetHostedZoneLimit](#)
- [GetQueryLoggingConfig](#)
- [GetReusableDelegationSet](#)
- [GetReusableDelegationSetLimit](#)
- [GetTrafficPolicy](#)
- [GetTrafficPolicyInstance](#)
- [GetTrafficPolicyInstanceCount](#)
- [ListCidrBlocks](#)
- [ListCidrCollections](#)
- [ListCidrLocations](#)
- [ListGeoLocations](#)
- [ListHealthChecks](#)
- [ListHostedZones](#)
- [ListHostedZonesByName](#)
- [ListHostedZonesByVPC](#)
- [ListQueryLoggingConfigs](#)
- [ListResourceRecordSets](#)
- [ListReusableDelegationSets](#)
- [ListTagsForResource](#)
- [ListTagsForResources](#)
- [ListTrafficPolicies](#)
- [ListTrafficPolicyInstances](#)
- [ListTrafficPolicyInstancesByHostedZone](#)
- [ListTrafficPolicyInstancesByPolicy](#)
- [ListTrafficPolicyVersions](#)
- [ListVPCAssociationAuthorizations](#)
- [TestDNSAnswer](#)
- [UpdateHealthCheck](#)
- [UpdateHostedZoneComment](#)
- [UpdateTrafficPolicyComment](#)

- [UpdateTrafficPolicyInstance](#)

ActivateKeySigningKey

Service: Amazon Route 53

Activates a key-signing key (KSK) so that it can be used for signing by DNSSEC. This operation changes the KSK status to ACTIVE.

Request Syntax

```
POST /2013-04-01/keysigningkey/HostedZoneId/Name/activate HTTP/1.1
```

URI Request Parameters

The request uses the following URI parameters.

HostedZoneId

A unique string used to identify a hosted zone.

Length Constraints: Maximum length of 32.

Required: Yes

Name

A string used to identify a key-signing key (KSK). Name can include numbers, letters, and underscores (_). Name must be unique for each key-signing key in the same hosted zone.

Length Constraints: Minimum length of 3. Maximum length of 128.

Required: Yes

Request Body

The request does not have a request body.

Response Syntax

```
HTTP/1.1 200
<?xml version="1.0" encoding="UTF-8"?>
<ActivateKeySigningKeyResponse>
  <ChangeInfo>
    <Comment>string</Comment>
```

```
<Id>string</Id>  
<Status>string</Status>  
<SubmittedAt>timestamp</SubmittedAt>  
</ChangeInfo>  
</ActivateKeySigningKeyResponse>
```

Response Elements

If the action is successful, the service sends back an HTTP 200 response.

The following data is returned in XML format by the service.

[ActivateKeySigningKeyResponse](#)

Root level tag for the ActivateKeySigningKeyResponse parameters.

Required: Yes

[ChangeInfo](#)

A complex type that describes change information about changes made to your hosted zone.

Type: [ChangeInfo](#) object

Errors

For information about the errors that are common to all actions, see [Common Errors](#).

ConcurrentModification

Another user submitted a request to create, update, or delete the object at the same time that you did. Retry the request.

HTTP Status Code: 400

InvalidInput

The input is not valid.

HTTP Status Code: 400

InvalidKeySigningKeyStatus

The key-signing key (KSK) status isn't valid or another KSK has the status INTERNAL_FAILURE.

HTTP Status Code: 400

InvalidKMSArn

The KeyManagementServiceArn that you specified isn't valid to use with DNSSEC signing.

HTTP Status Code: 400

InvalidSigningStatus

Your hosted zone status isn't valid for this operation. In the hosted zone, change the status to enable DNSSEC or disable DNSSEC.

HTTP Status Code: 400

NoSuchKeySigningKey

The specified key-signing key (KSK) doesn't exist.

HTTP Status Code: 404

See Also

For more information about using this API in one of the language-specific AWS SDKs, see the following:

- [AWS Command Line Interface](#)
- [AWS SDK for .NET](#)
- [AWS SDK for C++](#)
- [AWS SDK for Go v2](#)
- [AWS SDK for Java V2](#)
- [AWS SDK for JavaScript V3](#)
- [AWS SDK for PHP V3](#)
- [AWS SDK for Python](#)
- [AWS SDK for Ruby V3](#)

AssociateVPCWithHostedZone

Service: Amazon Route 53

Associates an Amazon VPC with a private hosted zone.

Important

To perform the association, the VPC and the private hosted zone must already exist. You can't convert a public hosted zone into a private hosted zone.

Note

If you want to associate a VPC that was created by using one AWS account with a private hosted zone that was created by using a different account, the AWS account that created the private hosted zone must first submit a `CreateVPCAssociationAuthorization` request. Then the account that created the VPC must submit an `AssociateVPCWithHostedZone` request.

Note

When granting access, the hosted zone and the Amazon VPC must belong to the same partition. A partition is a group of AWS Regions. Each AWS account is scoped to one partition.

The following are the supported partitions:

- `aws` - AWS Regions
- `aws-cn` - China Regions
- `aws-us-gov` - AWS GovCloud (US) Region

For more information, see [Access Management](#) in the *AWS General Reference*.

Request Syntax

```
POST /2013-04-01/hostedzone/Id/associatevpc HTTP/1.1
```

```
<?xml version="1.0" encoding="UTF-8"?>
<AssociateVPCWithHostedZoneRequest xmlns="https://route53.amazonaws.com/doc/2013-04-01/">
  <Comment>string</Comment>
  <VPC>
    <VPCId>string</VPCId>
    <VPCRegion>string</VPCRegion>
  </VPC>
</AssociateVPCWithHostedZoneRequest>
```

URI Request Parameters

The request uses the following URI parameters.

Id

The ID of the private hosted zone that you want to associate an Amazon VPC with.

Note that you can't associate a VPC with a hosted zone that doesn't have an existing VPC association.

Length Constraints: Maximum length of 32.

Required: Yes

Request Body

The request accepts the following data in XML format.

AssociateVPCWithHostedZoneRequest

Root level tag for the AssociateVPCWithHostedZoneRequest parameters.

Required: Yes

Comment

Optional: A comment about the association request.

Type: String

Required: No

VPC

A complex type that contains information about the VPC that you want to associate with a private hosted zone.

Type: [VPC](#) object

Required: Yes

Response Syntax

```
HTTP/1.1 200
<?xml version="1.0" encoding="UTF-8"?>
<AssociateVPCWithHostedZoneResponse>
  <ChangeInfo>
    <Comment>string</Comment>
    <Id>string</Id>
    <Status>string</Status>
    <SubmittedAt>timestamp</SubmittedAt>
  </ChangeInfo>
</AssociateVPCWithHostedZoneResponse>
```

Response Elements

If the action is successful, the service sends back an HTTP 200 response.

The following data is returned in XML format by the service.

[AssociateVPCWithHostedZoneResponse](#)

Root level tag for the AssociateVPCWithHostedZoneResponse parameters.

Required: Yes

[ChangeInfo](#)

A complex type that describes the changes made to your hosted zone.

Type: [ChangeInfo](#) object

Errors

For information about the errors that are common to all actions, see [Common Errors](#).

ConflictingDomainExists

The cause of this error depends on the operation that you're performing:

- **Create a public hosted zone:** Two hosted zones that have the same name or that have a parent/child relationship (example.com and test.example.com) can't have any common name servers. You tried to create a hosted zone that has the same name as an existing hosted zone or that's the parent or child of an existing hosted zone, and you specified a delegation set that shares one or more name servers with the existing hosted zone. For more information, see [CreateReusableDelegationSet](#).
- **Create a private hosted zone:** A hosted zone with the specified name already exists and is already associated with the Amazon VPC that you specified.
- **Associate VPCs with a private hosted zone:** The VPC that you specified is already associated with another hosted zone that has the same name.

HTTP Status Code: 400

InvalidInput

The input is not valid.

HTTP Status Code: 400

InvalidVPCId

The VPC ID that you specified either isn't a valid ID or the current account is not authorized to access this VPC.

HTTP Status Code: 400

LimitsExceeded

This operation can't be completed because the current account has reached the limit on the resource you are trying to create. To request a higher limit, [create a case](#) with the AWS Support Center.

HTTP Status Code: 400

NoSuchHostedZone

No hosted zone exists with the ID that you specified.

HTTP Status Code: 404

NotAuthorizedException

Associating the specified VPC with the specified hosted zone has not been authorized.

HTTP Status Code: 401

PriorRequestNotComplete

If Amazon Route 53 can't process a request before the next request arrives, it will reject subsequent requests for the same hosted zone and return an HTTP 400 error (Bad request). If Route 53 returns this error repeatedly for the same request, we recommend that you wait, in intervals of increasing duration, before you try the request again.

HTTP Status Code: 400

PublicZoneVPCAssociation

You're trying to associate a VPC with a public hosted zone. Amazon Route 53 doesn't support associating a VPC with a public hosted zone.

HTTP Status Code: 400

Examples

Example Request

This example illustrates one usage of `AssociateVPCWithHostedZone`.

```
POST /2013-04-01/hostedzone/Z1PA6795UKMFR9/associatevpc HTTP/1.1
<?xml version="1.0" encoding="UTF-8"?>
<AssociateVPCWithHostedZoneRequest xmlns="https://route53.amazonaws.com/doc/2013-04-01/">
  <VPC>
    <VPCId>vpc-a1b2c3d4e5</VPCId>
    <VPCRegion>us-east-2</VPCRegion>
  </VPC>
</AssociateVPCWithHostedZoneRequest>
```

Example Response

This example illustrates one usage of `AssociateVPCWithHostedZone`.

```
HTTP/1.1 200 OK
```

```
<?xml version="1.0" encoding="UTF-8"?>
<AssociateVPCWithHostedZoneResponse xmlns="https://route53.amazonaws.com/doc/2013-04-01/">
  <ChangeInfo>
    <Id>/change/a1b2c3d4</Id>
    <Status>INSYNC</Status>
    <SubmittedAt>2017-03-31T01:36:41.958Z</SubmittedAt>
  </ChangeInfo>
</AssociateVPCWithHostedZoneResponse>
```

See Also

For more information about using this API in one of the language-specific AWS SDKs, see the following:

- [AWS Command Line Interface](#)
- [AWS SDK for .NET](#)
- [AWS SDK for C++](#)
- [AWS SDK for Go v2](#)
- [AWS SDK for Java V2](#)
- [AWS SDK for JavaScript V3](#)
- [AWS SDK for PHP V3](#)
- [AWS SDK for Python](#)
- [AWS SDK for Ruby V3](#)

ChangeCidrCollection

Service: Amazon Route 53

Creates, changes, or deletes CIDR blocks within a collection. Contains authoritative IP information mapping blocks to one or multiple locations.

A change request can update multiple locations in a collection at a time, which is helpful if you want to move one or more CIDR blocks from one location to another in one transaction, without downtime.

Limits

The max number of CIDR blocks included in the request is 1000. As a result, big updates require multiple API calls.

PUT and DELETE_IF_EXISTS

Use `ChangeCidrCollection` to perform the following actions:

- PUT: Create a CIDR block within the specified collection.
- DELETE_IF_EXISTS: Delete an existing CIDR block from the collection.

Request Syntax

```
POST /2013-04-01/cidrcollection/CidrCollectionId HTTP/1.1
<?xml version="1.0" encoding="UTF-8"?>
<ChangeCidrCollectionRequest xmlns="https://route53.amazonaws.com/doc/2013-04-01/">
  <Changes>
    <CidrCollectionChange>
      <Action>string</Action>
      <CidrList>
        <Cidr>string</Cidr>
      </CidrList>
      <LocationName>string</LocationName>
    </CidrCollectionChange>
  </Changes>
  <CollectionVersion>long</CollectionVersion>
</ChangeCidrCollectionRequest>
```

URI Request Parameters

The request uses the following URI parameters.

CidrCollectionId

The UUID of the CIDR collection to update.

Pattern: `[0-9a-f]{8}-(?:[0-9a-f]{4}-){3}[0-9a-f]{12}`

Required: Yes

Request Body

The request accepts the following data in XML format.

ChangeCidrCollectionRequest

Root level tag for the ChangeCidrCollectionRequest parameters.

Required: Yes

Changes

Information about changes to a CIDR collection.

Type: Array of [CidrCollectionChange](#) objects

Array Members: Minimum number of 1 item. Maximum number of 1000 items.

Required: Yes

CollectionVersion

A sequential counter that Amazon Route 53 sets to 1 when you create a collection and increments it by 1 each time you update the collection.

We recommend that you use `ListCidrCollection` to get the current value of `CollectionVersion` for the collection that you want to update, and then include that value with the change request. This prevents Route 53 from overwriting an intervening update:

- If the value in the request matches the value of `CollectionVersion` in the collection, Route 53 updates the collection.

- If the value of `CollectionVersion` in the collection is greater than the value in the request, the collection was changed after you got the version number. Route 53 does not update the collection, and it returns a `CidrCollectionVersionMismatch` error.

Type: Long

Valid Range: Minimum value of 1.

Required: No

Response Syntax

```
HTTP/1.1 200
<?xml version="1.0" encoding="UTF-8"?>
<ChangeCidrCollectionResponse>
  <Id>string</Id>
</ChangeCidrCollectionResponse>
```

Response Elements

If the action is successful, the service sends back an HTTP 200 response.

The following data is returned in XML format by the service.

[ChangeCidrCollectionResponse](#)

Root level tag for the `ChangeCidrCollectionResponse` parameters.

Required: Yes

Id

The ID that is returned by `ChangeCidrCollection`. You can use it as input to `GetChange` to see if a CIDR collection change has propagated or not.

Type: String

Length Constraints: Minimum length of 1. Maximum length of 6500.

Errors

For information about the errors that are common to all actions, see [Common Errors](#).

CidrBlockInUseException

This CIDR block is already in use.

HTTP Status Code: 400

CidrCollectionVersionMismatchException

The CIDR collection version you provided, doesn't match the one in the `ListCidrCollections` operation.

HTTP Status Code: 409

ConcurrentModification

Another user submitted a request to create, update, or delete the object at the same time that you did. Retry the request.

HTTP Status Code: 400

InvalidInput

The input is not valid.

HTTP Status Code: 400

LimitsExceeded

This operation can't be completed because the current account has reached the limit on the resource you are trying to create. To request a higher limit, [create a case](#) with the AWS Support Center.

HTTP Status Code: 400

NoSuchCidrCollectionException

The CIDR collection you specified, doesn't exist.

HTTP Status Code: 404

Examples

Example request

This example illustrates one usage of `ChangeCidrCollection`.

```

POST /2013-04-01/cidrcollection/c8c02a84-aaaa-bbbb-e0d2-d833a2f80106
<?xml version="1.0" encoding="UTF-8"?>
<ChangeCidrCollectionRequest xmlns="https://route53.amazonaws.com/doc/2013-04-01/">

  <Changes>
    <CidrCollectionChange>
      <Action>PUT</Action>
      <CidrList>
        <Cidr>1.1.1.0/24</Cidr>
        <Cidr>1.1.2.0/24</Cidr>
      </CidrList>
      <LocationName>location-1</LocationName>
    </CidrCollectionChange>
    <CidrCollectionChange>
      <Action>DELETE_IF_EXISTS</Action>
      <CidrList>
        <Cidr>2.1.1.0/24</Cidr>
        <Cidr>2.1.2.0/24</Cidr>
      </CidrList>
      <LocationName>location-2</LocationName>
    </CidrCollectionChange>
  </Changes>
  <CollectionVersion>1</CollectionVersion>
</ChangeCidrCollectionRequest>

```

Example response

This example illustrates one usage of ChangeCidrCollection.

```

HTTP/1.1 200
<?xml version="1.0"?>
<ChangeCidrCollectionResponse xmlns="https://route53.amazonaws.com/doc/2013-04-01/">

  <Id>BAQICAHj1IdQ8CnglM29iyR9Fw_Dl6ubqnG8pAH1Ae5xxLiDmTgG17FQ54tpTXxv-
GsVbPT2BAAAAwzCBwAYJKoZIHvcNAQcGoIGyMIGvAgEAMIGpBgkqhkiG9w0BBwEwHgYJYIZIAWUDBAEuMBEEDHQyia4ugqV
Id>
</ChangeCidrCollectionResponse>

```

See Also

For more information about using this API in one of the language-specific AWS SDKs, see the following:

- [AWS Command Line Interface](#)
- [AWS SDK for .NET](#)
- [AWS SDK for C++](#)
- [AWS SDK for Go v2](#)
- [AWS SDK for Java V2](#)
- [AWS SDK for JavaScript V3](#)
- [AWS SDK for PHP V3](#)
- [AWS SDK for Python](#)
- [AWS SDK for Ruby V3](#)

ChangeResourceRecordSets

Service: Amazon Route 53

Creates, changes, or deletes a resource record set, which contains authoritative DNS information for a specified domain name or subdomain name. For example, you can use `ChangeResourceRecordSets` to create a resource record set that routes traffic for `test.example.com` to a web server that has an IP address of `192.0.2.44`.

Deleting Resource Record Sets

To delete a resource record set, you must specify all the same values that you specified when you created it.

Change Batches and Transactional Changes

The request body must include a document with a `ChangeResourceRecordSetsRequest` element. The request body contains a list of change items, known as a change batch. Change batches are considered transactional changes. Route 53 validates the changes in the request and then either makes all or none of the changes in the change batch request. This ensures that DNS routing isn't adversely affected by partial changes to the resource record sets in a hosted zone.

For example, suppose a change batch request contains two changes: it deletes the CNAME resource record set for `www.example.com` and creates an alias resource record set for `www.example.com`. If validation for both records succeeds, Route 53 deletes the first resource record set and creates the second resource record set in a single operation. If validation for either the DELETE or the CREATE action fails, then the request is canceled, and the original CNAME record continues to exist.

Note

If you try to delete the same resource record set more than once in a single change batch, Route 53 returns an `InvalidChangeBatch` error.

Traffic Flow

To create resource record sets for complex routing configurations, use either the traffic flow visual editor in the Route 53 console or the API actions for traffic policies and traffic policy instances. Save the configuration as a traffic policy, then associate the traffic policy with one or more domain names (such as `example.com`) or subdomain names (such as `www.example.com`), in the same

hosted zone or in multiple hosted zones. You can roll back the updates if the new configuration isn't performing as expected. For more information, see [Using Traffic Flow to Route DNS Traffic](#) in the *Amazon Route 53 Developer Guide*.

Create, Delete, and Upsert

Use `ChangeResourceRecordsSetsRequest` to perform the following actions:

- **CREATE:** Creates a resource record set that has the specified values.
- **DELETE:** Deletes an existing resource record set that has the specified values.
- **UPSERT:** If a resource set doesn't exist, Route 53 creates it. If a resource set exists Route 53 updates it with the values in the request.

Syntaxes for Creating, Updating, and Deleting Resource Record Sets

The syntax for a request depends on the type of resource record set that you want to create, delete, or update, such as weighted, alias, or failover. The XML elements in your request must appear in the order listed in the syntax.

For syntax examples that show the elements for each kind of resource record set, such as basic, weighted, and alias, see the [Examples](#) section of `ChangeResourceRecordSets`.

Don't refer to the syntax in the "Syntax" section, which includes all of the elements for every kind of resource record set that you can create, delete, or update by using `ChangeResourceRecordSets`.

Change Propagation to Route 53 DNS Servers

When you submit a `ChangeResourceRecordSets` request, Route 53 propagates your changes to all of the Route 53 authoritative DNS servers managing the hosted zone. While your changes are propagating, `GetChange` returns a status of `PENDING`. When propagation is complete, `GetChange` returns a status of `INSYNC`. Changes generally propagate to all Route 53 name servers managing the hosted zone within 60 seconds. For more information, see [GetChange](#).

Limits on ChangeResourceRecordSets Requests

For information about the limits on a `ChangeResourceRecordSets` request, see [Limits](#) in the *Amazon Route 53 Developer Guide*.

Request Syntax

```

POST /2013-04-01/hostedzone/Id/rrset/ HTTP/1.1
<?xml version="1.0" encoding="UTF-8"?>
<ChangeResourceRecordSetsRequest xmlns="https://route53.amazonaws.com/doc/2013-04-01/">
  <ChangeBatch>
    <Changes>
      <Change>
        <Action>string</Action>
        <ResourceRecordSet>
          <AliasTarget>
            <DNSName>string</DNSName>
            <EvaluateTargetHealth>boolean</EvaluateTargetHealth>
            <HostedZoneId>string</HostedZoneId>
          </AliasTarget>
          <CidrRoutingConfig>
            <CollectionId>string</CollectionId>
            <LocationName>string</LocationName>
          </CidrRoutingConfig>
          <Failover>string</Failover>
          <GeoLocation>
            <ContinentCode>string</ContinentCode>
            <CountryCode>string</CountryCode>
            <SubdivisionCode>string</SubdivisionCode>
          </GeoLocation>
          <GeoProximityLocation>
            <AWSRegion>string</AWSRegion>
            <Bias>integer</Bias>
            <Coordinates>
              <Latitude>string</Latitude>
              <Longitude>string</Longitude>
            </Coordinates>
            <LocalZoneGroup>string</LocalZoneGroup>
          </GeoProximityLocation>
          <HealthCheckId>string</HealthCheckId>
          <MultiValueAnswer>boolean</MultiValueAnswer>
          <Name>string</Name>
          <Region>string</Region>
          <ResourceRecords>
            <ResourceRecord>
              <Value>string</Value>
            </ResourceRecord>
          </ResourceRecords>
        </ResourceRecordSet>
      </Change>
    </Changes>
  </ChangeBatch>
</ChangeResourceRecordSetsRequest>

```

```
<SetIdentifier>string</SetIdentifier>
<TrafficPolicyInstanceId>string</TrafficPolicyInstanceId>
<TTL>long</TTL>
<Type>string</Type>
<Weight>long</Weight>
</ResourceRecordSet>
</Change>
</Changes>
<Comment>string</Comment>
</ChangeBatch>
</ChangeResourceRecordSetsRequest>
```

URI Request Parameters

The request uses the following URI parameters.

Id

The ID of the hosted zone that contains the resource record sets that you want to change.

Length Constraints: Maximum length of 32.

Required: Yes

Request Body

The request accepts the following data in XML format.

ChangeResourceRecordSetsRequest

Root level tag for the ChangeResourceRecordSetsRequest parameters.

Required: Yes

ChangeBatch

A complex type that contains an optional comment and the Changes element.

Type: [ChangeBatch](#) object

Required: Yes

Response Syntax

```
HTTP/1.1 200
<?xml version="1.0" encoding="UTF-8"?>
<ChangeResourceRecordSetsResponse>
  <ChangeInfo>
    <Comment>string</Comment>
    <Id>string</Id>
    <Status>string</Status>
    <SubmittedAt>timestamp</SubmittedAt>
  </ChangeInfo>
</ChangeResourceRecordSetsResponse>
```

Response Elements

If the action is successful, the service sends back an HTTP 200 response.

The following data is returned in XML format by the service.

ChangeResourceRecordSetsResponse

Root level tag for the ChangeResourceRecordSetsResponse parameters.

Required: Yes

ChangeInfo

A complex type that contains information about changes made to your hosted zone.

This element contains an ID that you use when performing a [GetChange](#) action to get detailed information about the change.

Type: [ChangeInfo](#) object

Errors

For information about the errors that are common to all actions, see [Common Errors](#).

InvalidChangeBatch

This exception contains a list of messages that might contain one or more error messages. Each error message indicates one error in the change batch.

HTTP Status Code: 400

InvalidInput

The input is not valid.

HTTP Status Code: 400

NoSuchHealthCheck

No health check exists with the specified ID.

HTTP Status Code: 404

NoSuchHostedZone

No hosted zone exists with the ID that you specified.

HTTP Status Code: 404

PriorRequestNotComplete

If Amazon Route 53 can't process a request before the next request arrives, it will reject subsequent requests for the same hosted zone and return an HTTP 400 error (Bad request). If Route 53 returns this error repeatedly for the same request, we recommend that you wait, in intervals of increasing duration, before you try the request again.

HTTP Status Code: 400

Examples

Basic Syntax

This example illustrates one usage of `ChangeResourceRecordSets`.

```
POST /2013-04-01/hostedzone/Route 53 hosted zone ID/rrset HTTP/1.1
<?xml version="1.0" encoding="UTF-8"?>
<ChangeResourceRecordSetsRequest xmlns="https://route53.amazonaws.com/doc/2013-04-01/">
<ChangeBatch>
  <Comment>optional comment about the changes in this change batch request</Comment>
  <Changes>
    <Change>
      <Action>CREATE | DELETE | UPSERT</Action>
      <ResourceRecordSet>
```

```

    <Name>fully qualified domain name</Name>
    <Type>DNS record type</Type>
    <TTL>time to live in seconds</TTL>
    <ResourceRecords>
      <ResourceRecord>
        <Value>applicable value for the record type</Value>
      </ResourceRecord>
      ...
    </ResourceRecords>
    <HealthCheckId>optional ID of a Route 53 health check</HealthCheckId>
  </ResourceRecordSet>
</Change>
...
</Changes>
</ChangeBatch>
</ChangeResourceRecordSetsRequest>

```

Alias Resource Record Set Syntax

For information about alias resource record sets, see [Choosing Between Alias and Non-Alias Resource Record Sets](#) in the *Amazon Route 53 Developer Guide*.

```

POST /2013-04-01/hostedzone/Route 53 hosted zone ID/rrset HTTP/1.1
<?xml version="1.0" encoding="UTF-8"?>
<ChangeResourceRecordSetsRequest xmlns="https://route53.amazonaws.com/doc/2013-04-01/">
<ChangeBatch>
  <Comment>optional comment about the changes in this change batch request</Comment>
  <Changes>
    <Change>
      <Action>CREATE | DELETE | UPSERT</Action>
      <ResourceRecordSet>
        <Name>fully qualified domain name</Name>
        <Type>DNS record type</Type>
        <AliasTarget>
          <HostedZoneId>hosted zone ID for your AWS resource or Route 53 hosted
zone</HostedZoneId>
          <DNSName>DNS domain name for your AWS resource or another resource
record set in this hosted zone</DNSName>
          <EvaluateTargetHealth>true | false</EvaluateTargetHealth>
        </AliasTarget>
        <HealthCheckId>optional ID of a Route 53 health check</HealthCheckId>
      </ResourceRecordSet>
    </Change>

```



```

    ...
  </Changes>
</ChangeBatch>
</ChangeResourceRecordSetsRequest>

```

Failover Syntax

For information about configuring Route 53 failover, see the following topics in the *Amazon Route 53 Developer Guide*:

- [Creating Route 53 Health Checks and Configuring DNS Failover](#)
- [Configuring Failover in a Private Hosted Zone](#)

```

POST /2013-04-01/hostedzone/Route 53 hosted zone ID/rrset HTTP/1.1
<?xml version="1.0" encoding="UTF-8"?>
<ChangeResourceRecordSetsRequest xmlns="https://route53.amazonaws.com/doc/2013-04-01/">
<ChangeBatch>
  <Comment>optional comment about the changes in this change batch request</Comment>
  <Changes>
    <Change>
      <Action>CREATE | DELETE | UPSERT</Action>
      <ResourceRecordSet>
        <Name>fully qualified domain name</Name>
        <Type>DNS record type</Type>
        <SetIdentifier>unique description for this resource record set</
SetIdentifier>
        <Failover>PRIMARY | SECONDARY</Failover>
        <TTL>time to live in seconds</TTL>
        <ResourceRecords>
          <ResourceRecord>
            <Value>applicable value for the record type</Value>
          </ResourceRecord>
          ...
        </ResourceRecords>
        <HealthCheckId>ID of a Route 53 health check</HealthCheckId>
      </ResourceRecordSet>
    </Change>
    ...
  </Changes>
</ChangeBatch>
</ChangeResourceRecordSetsRequest>

```

Failover Alias Syntax

For more information, see the following topics in the *Amazon Route 53 Developer Guide*:

- [Creating Route 53 Health Checks and Configuring DNS Failover](#)
- [Configuring Failover in a Private Hosted Zone](#)
- [Choosing Between Alias and Non-Alias Resource Record Sets](#)

```
POST /2013-04-01/hostedzone/Route 53 hosted zone ID/rrset HTTP/1.1
<?xml version="1.0" encoding="UTF-8"?>
<ChangeResourceRecordSetsRequest xmlns="https://route53.amazonaws.com/doc/2013-04-01/">
<ChangeBatch>
  <Comment>optional comment about the changes in this change batch request</Comment>
  <Changes>
    <Change>
      <Action>CREATE | DELETE | UPSERT</Action>
      <ResourceRecordSet>
        <Name>fully qualified domain name</Name>
        <Type>DNS record type</Type>
        <SetIdentifier>unique description for this resource record set</
SetIdentifier>
        <Failover>PRIMARY | SECONDARY</Failover>
        <AliasTarget>
          <HostedZoneId>hosted zone ID for your AWS resource or Route 53 hosted
zone</HostedZoneId>
          <DNSName>DNS domain name for your AWS resource or another resource
record set in this hosted zone</DNSName>
          <EvaluateTargetHealth>true | false</EvaluateTargetHealth>
        </AliasTarget>
        <HealthCheckId>optional ID of a Route 53 health check</HealthCheckId>
      </ResourceRecordSet>
    </Change>
    ...
  </Changes>
</ChangeBatch>
</ChangeResourceRecordSetsRequest>
```

Geolocation Syntax

For more information, see [Geolocation Routing](#) in the *Amazon Route 53 Developer Guide*.

```

POST /2013-04-01/hostedzone/Route 53 hosted zone ID/rrset HTTP/1.1
<?xml version="1.0" encoding="UTF-8"?>
<ChangeResourceRecordSetsRequest xmlns="https://route53.amazonaws.com/doc/2013-04-01/">
<ChangeBatch>
  <Comment>optional comment about the changes in this
    change batch request</Comment>
  <Changes>
    <Change>
      <Action>CREATE | DELETE | UPSERT</Action>
      <ResourceRecordSet>
        <Name>fully qualified domain name</Name>
        <Type>DNS record type</Type>
        <SetIdentifier>unique description for this resource record set</
SetIdentifier>
        <GeoLocation>
          <ContinentCode>two-letter continent code</ContinentCode>
          <CountryCode>two-letter country code</CountryCode>
          <SubdivisionCode>subdivision code</SubdivisionCode>
        </GeoLocation>
        <TTL>time to live in seconds</TTL>
        <ResourceRecords>
          <ResourceRecord>
            <Value>applicable value for the record type</Value>
          </ResourceRecord>
          ...
        </ResourceRecords>
        <HealthCheckId>ID of a Route 53 health check</HealthCheckId>
      </ResourceRecordSet>
    </Change>
    ...
  </Changes>
</ChangeBatch>
</ChangeResourceRecordSetsRequest>

```

Geolocation Alias Syntax

For more information, see the following topics in the *Amazon Route 53 Developer Guide*:

- [Geolocation Routing](#)
- [Choosing Between Alias and Non-Alias Resource Record Sets](#)

```

POST /2013-04-01/hostedzone/Route 53 hosted zone ID/rrset HTTP/1.1
<?xml version="1.0" encoding="UTF-8"?>
<ChangeResourceRecordSetsRequest xmlns="https://route53.amazonaws.com/doc/2013-04-01/">
<ChangeBatch>
  <Comment>optional comment about the changes in this
    change batch request</Comment>
  <Changes>
    <Change>
      <Action>CREATE | DELETE | UPSERT</Action>
      <ResourceRecordSet>
        <Name>fully qualified domain name</Name>
        <Type>DNS record type</Type>
        <SetIdentifier>unique description for this resource record set</
SetIdentifier>
        <GeoLocation>
          <ContinentCode>two-letter continent code</ContinentCode>
          <CountryCode>two-letter country code</CountryCode>
          <SubdivisionCode>subdivision code</SubdivisionCode>
        </GeoLocation>
        <AliasTarget>
          <HostedZoneId>hosted zone ID for your AWS resource or Route 53 hosted
zone</HostedZoneId>
          <DNSName>DNS domain name for your AWS resource or another resource
record set in this hosted zone</DNSName>
          <EvaluateTargetHealth>true | false</EvaluateTargetHealth>
        </AliasTarget>
        <HealthCheckId>optional ID of a Route 53 health check</HealthCheckId>
      </ResourceRecordSet>
    </Change>
    ...
  </Changes>
</ChangeBatch>
</ChangeResourceRecordSetsRequest>

```

Geoproximity Syntax when using coordinates

For more information, see [Geoproximity Routing](#) in the *Amazon Route 53 Developer Guide*.

```

POST /2013-04-01/hostedzone/Route 53 hosted zone ID/rrset HTTP/1.1
<?xml version="1.0" encoding="UTF-8"?>
<ChangeResourceRecordSetsRequest xmlns="https://route53.amazonaws.com/doc/2013-04-01/">
<ChangeBatch>
  <Comment>optional comment about the changes in this change batch request</Comment>

```

```

<Changes>
  <Change>
    <Action>CREATE | DELETE | UPSERT</Action>
    <ResourceRecordSet>
      <Name>fully qualified domain name</Name>
      <Type>DNS record type</Type>
      <SetIdentifier>unique description for this resource record set</
SetIdentifier>
      <TTL>time to live in seconds</TTL>
      <ResourceRecords>
        <ResourceRecord>
          <Value>applicable value for the record type</Value>
        </ResourceRecord>
        ...
      </ResourceRecords>
      <GeoProximityLocation>
        <Coordinates>
          <Latitude>decimal latitude</Latitude>
          <Longitude>decimal longitude</Longitude>
        </Coordinates>
        <Bias>Integer bias</Bias>
      </GeoProximityLocation>
      <HealthCheckId>ID of a Route 53 health check</HealthCheckId>
    </ResourceRecordSet>
  </Change>
  ...
</Changes>
</ChangeBatch>
</ChangeResourceRecordSetsRequest>

```

Geoproximity Alias Syntax when using coordinates

For more information, see the following topics in the *Amazon Route 53 Developer Guide*:

- [Geoproximity Routing](#)
- [Choosing Between Alias and Non-Alias Resource Record Sets](#)

```

POST /2013-04-01/hostedzone/Route 53 hosted zone ID/rrset HTTP/1.1
<?xml version="1.0" encoding="UTF-8"?>
<ChangeResourceRecordSetsRequest xmlns="https://route53.amazonaws.com/doc/2013-04-01/">

```

```

<ChangeBatch>
  <Comment>optional comment about the changes in this
    change batch request</Comment>
  <Changes>
    <Change>
      <Action>CREATE | DELETE | UPSERT</Action>
      <ResourceRecordSet>
        <Name>fully qualified domain name</Name>
        <Type>DNS record type</Type>
        <SetIdentifier>unique description for this resource record set</
SetIdentifier>
        <AliasTarget>
          <HostedZoneId>hosted zone ID for your AWS resource or Route 53 hosted
zone</HostedZoneId>
          <DNSName>DNS domain name for your AWS resource or another resource
record set in this hosted zone</DNSName>
          <EvaluateTargetHealth>>true | false</EvaluateTargetHealth>
        </AliasTarget>
        <GeoProximityLocation>
          <Coordinates>
            <Latitude>decimal latitude</Latitude>
            <Longitude>decimal longitude</Longitude>
          </Coordinates>
          <Bias>Integer bias</Bias>
        </GeoProximityLocation>
        <HealthCheckId>ID of a Route 53 health check</HealthCheckId>
      </ResourceRecordSet>
    </Change>
    ...
  </Changes>
</ChangeBatch>
</ChangeResourceRecordSetsRequest>

```

Geoproximity Syntax when using an Region.

For more information, see [Geoproximity Routing](#) in the *Amazon Route 53 Developer Guide*.

```

POST /2013-04-01/hostedzone/Route 53 hosted zone ID/rrset HTTP/1.1
<?xml version="1.0" encoding="UTF-8"?>
<ChangeResourceRecordSetsRequest xmlns="https://route53.amazonaws.com/doc/2013-04-01/">
<ChangeBatch>
  <Comment>optional comment about the changes in this change batch request</Comment>
  <Changes>

```

```

    <Change>
      <Action>CREATE | DELETE | UPSERT</Action>
      <ResourceRecordSet>
        <Name>fully qualified domain name</Name>
        <Type>DNS record type</Type>
        <SetIdentifier>unique description for this resource record set</
SetIdentifier>
        <TTL>time to live in seconds</TTL>
        <ResourceRecords>
          <ResourceRecord>
            <Value>applicable value for the record type</Value>
          </ResourceRecord>
          ...
        </ResourceRecords>
        <GeoProximityLocation>
          <AWSRegion>Amazon EC2 region name</AWSRegion>
          <Bias>Integer bias</Bias>
        </GeoProximityLocation>
        <HealthCheckId>ID of a Route 53 health check</HealthCheckId>
      </ResourceRecordSet>
    </Change>
    ...
  </Changes>
</ChangeBatch>
</ChangeResourceRecordSetsRequest>

```

Geoproximity Alias Syntax when using an Region

For more information, see the following topics in the *Amazon Route 53 Developer Guide*:

- [Geoproximity Routing](#)
- [Choosing Between Alias and Non-Alias Resource Record Sets](#)

```

POST /2013-04-01/hostedzone/Route 53 hosted zone ID/rrset HTTP/1.1
<?xml version="1.0" encoding="UTF-8"?>
<ChangeResourceRecordSetsRequest xmlns="https://route53.amazonaws.com/doc/2013-04-01/">
<ChangeBatch>
  <Comment>optional comment about the changes in this
    change batch request</Comment>
  <Changes>

```

```

    <Change>
      <Action>CREATE | DELETE | UPSERT</Action>
      <ResourceRecordSet>
        <Name>fully qualified domain name</Name>
        <Type>DNS record type</Type>
        <SetIdentifier>unique description for this resource record set</
SetIdentifier>
        <AliasTarget>
          <HostedZoneId>hosted zone ID for your AWS resource or Route 53 hosted
zone</HostedZoneId>
          <DNSName>DNS domain name for your AWS resource or another resource
record set in this hosted zone</DNSName>
          <EvaluateTargetHealth>>true | false</EvaluateTargetHealth>
        </AliasTarget>
        <GeoProximityLocation>
          <AWSRegion>Amazon EC2 region name</AWSRegion>
          <Bias>Integer bias</Bias>
        </GeoProximityLocation>
        <HealthCheckId>ID of a Route 53 health check</HealthCheckId>
      </ResourceRecordSet>
    </Change>
    ...
  </Changes>
</ChangeBatch>
</ChangeResourceRecordSetsRequest>

```

Geoproximity Syntax when using Local Zone Group.

For more information, see [Geoproximity Routing](#) in the *Amazon Route 53 Developer Guide*.

```

POST /2013-04-01/hostedzone/Route 53 hosted zone ID/rrset HTTP/1.1
<?xml version="1.0" encoding="UTF-8"?>
<ChangeResourceRecordSetsRequest xmlns="https://route53.amazonaws.com/doc/2013-04-01/">
<ChangeBatch>
  <Comment>optional comment about the changes in this change batch request</Comment>
  <Changes>
    <Change>
      <Action>CREATE | DELETE | UPSERT</Action>
      <ResourceRecordSet>
        <Name>fully qualified domain name</Name>
        <Type>DNS record type</Type>
        <SetIdentifier>unique description for this resource record set</
SetIdentifier>

```



```

    <TTL>time to live in seconds</TTL>
  <ResourceRecords>
    <ResourceRecord>
      <Value>applicable value for the record type</Value>
    </ResourceRecord>
    ...
  </ResourceRecords>
  <GeoProximityLocation>
    <LocalZoneGroup>Amazon EC2 local zone group name</LocalZoneGroup>
    <Bias>Integer bias</Bias>
  </GeoProximityLocation>
  <HealthCheckId>ID of a Route 53 health check</HealthCheckId>
</ResourceRecordSet>
</Change>
...
</Changes>
</ChangeBatch>
</ChangeResourceRecordSetsRequest>

```

Geoproximity Alias Syntax when using a Local Zone Group

For more information, see the following topics in the *Amazon Route 53 Developer Guide*:

- [Geoproximity Routing](#)
- [Choosing Between Alias and Non-Alias Resource Record Sets](#)

```

POST /2013-04-01/hostedzone/Route 53 hosted zone ID/rrset HTTP/1.1
<?xml version="1.0" encoding="UTF-8"?>
<ChangeResourceRecordSetsRequest xmlns="https://route53.amazonaws.com/doc/2013-04-01/">
  <ChangeBatch>
    <Comment>optional comment about the changes in this
      change batch request</Comment>
    <Changes>
      <Change>
        <Action>CREATE | DELETE | UPSERT</Action>
        <ResourceRecordSet>
          <Name>fully qualified domain name</Name>
          <Type>DNS record type</Type>
          <SetIdentifier>unique description for this resource record set</
SetIdentifier>

```

```

    <AliasTarget>
      <HostedZoneId>hosted zone ID for your AWS resource or Route 53 hosted
zone</HostedZoneId>
      <DNSName>DNS domain name for your AWS resource or another resource
record set in this hosted zone</DNSName>
      <EvaluateTargetHealth>>true | false</EvaluateTargetHealth>
    </AliasTarget>
    <GeoProximityLocation>
      <LocalZoneGroup>Amazon EC2 local zone group name</LocalZoneGroup>
      <Bias>Integer bias</Bias>
    </GeoProximityLocation>
    <HealthCheckId>ID of a Route 53 health check</HealthCheckId>
  </ResourceRecordSet>
</Change>
...
</Changes>
</ChangeBatch>
</ChangeResourceRecordSetsRequest>

```

IP-based routing Syntax

For more information, see [IP-based routing](#) in the *Amazon Route 53 Developer Guide*.

```

POST /2013-04-01/hostedzone/Route 53 hosted zone ID/rrset HTTP/1.1
<?xml version="1.0" encoding="UTF-8"?>
<ChangeResourceRecordSetsRequest xmlns="https://route53.amazonaws.com/doc/2013-04-01/">
<ChangeBatch>
  <Comment>optional comment about the changes in this
change batch request</Comment>
  <Changes>
    <Change>
      <Action>CREATE | DELETE | UPSERT</Action>
      <ResourceRecordSet>
        <Name>fully qualified domain name</Name>
        <Type>DNS record type</Type>
        <SetIdentifier>unique description for this resource record set</
SetIdentifier>
        <TTL>time to live in seconds</TTL>
        <ResourceRecords>
          <ResourceRecord>
            <Value>applicable value for the record type</Value>
          </ResourceRecord>
          ...

```

```

        </ResourceRecords>
        <CidrRoutingConfig>
            <CollectionId>CIDR collection ID</CollectionId>
            <LocationName>CIDR collection location name</LocationName>
        </CidrRoutingConfig>
        <HealthCheckId>ID of a Route 53 health check</HealthCheckId>
    </ResourceRecordSet>
</Change>
...
</Changes>
</ChangeBatch>
</ChangeResourceRecordSetsRequest>

```

IP-based Alias Syntax

For more information, see the following topics in the *Amazon Route 53 Developer Guide*:

- [IP-based routing](#)
- [Choosing Between Alias and Non-Alias Resource Record Sets](#)

```

POST /2013-04-01/hostedzone/Route 53 hosted zone ID/rrset HTTP/1.1
<?xml version="1.0" encoding="UTF-8"?>
<ChangeResourceRecordSetsRequest xmlns="https://route53.amazonaws.com/doc/2013-04-01/">
<ChangeBatch>
    <Comment>optional comment about the changes in this
        change batch request</Comment>
    <Changes>
        <Change>
            <Action>CREATE | DELETE | UPSERT</Action>
            <ResourceRecordSet>
                <Name>fully qualified domain name</Name>
                <Type>DNS record type</Type>
                <SetIdentifier>unique description for this resource record set</
SetIdentifier>

                <AliasTarget>
                    <HostedZoneId>hosted zone ID for your AWS resource or Route 53 hosted
zone</HostedZoneId>
                    <DNSName>DNS domain name for your AWS resource or another resource
record set in this hosted zone</DNSName>
                    <EvaluateTargetHealth>>true | false</EvaluateTargetHealth>

```

```

        </AliasTarget>
        <CidrRoutingConfig>
            <CollectionId>CIDR collection ID</CollectionId>
            <LocationName>CIDR collection location name</LocationName>
        </CidrRoutingConfig>
        <HealthCheckId>optional ID of a Route 53 health check</HealthCheckId>
    </ResourceRecordSet>
</Change>
...
</Changes>
</ChangeBatch>
</ChangeResourceRecordSetsRequest>

```

Latency Resource Record Set Syntax

For information about latency resource record sets, see [Latency-Based Routing](#) in the *Amazon Route 53 Developer Guide*.

```

POST /2013-04-01/hostedzone/Route 53 hosted zone ID/rrset HTTP/1.1
<?xml version="1.0" encoding="UTF-8"?>
<ChangeResourceRecordSetsRequest xmlns="https://route53.amazonaws.com/doc/2013-04-01/">
<ChangeBatch>
    <Comment>optional comment about the changes in this change batch request</Comment>
    <Changes>
        <Change>
            <Action>CREATE | DELETE | UPSERT</Action>
            <ResourceRecordSet>
                <Name>fully qualified domain name</Name>
                <Type>DNS record type</Type>
                <SetIdentifier>unique description for this resource record set</
SetIdentifier>
                <Region>Amazon EC2 region name</Region>
                <TTL>time to live in seconds</TTL>
                <ResourceRecords>
                    <ResourceRecord>
                        <Value>applicable value for the record type</Value>
                    </ResourceRecord>
                    ...
                </ResourceRecords>
                <HealthCheckId>optional ID of a Route 53 health check</HealthCheckId>
            </ResourceRecordSet>
        </Change>
        ...
    </Changes>
</ChangeBatch>
</ChangeResourceRecordSetsRequest>

```

```

</Changes>
</ChangeBatch>
</ChangeResourceRecordSetsRequest>

```

Latency Alias Resource Record Set Syntax

For information about latency resource record sets, see [Latency-Based Routing](#) in the *Amazon Route 53 Developer Guide*. For information about alias resource record sets, see [Choosing Between Alias and Non-Alias Resource Record Sets](#) in the *Amazon Route 53 Developer Guide*.

```

POST /2013-04-01/hostedzone/Route 53 hosted zone ID/rrset HTTP/1.1
<?xml version="1.0" encoding="UTF-8"?>
<ChangeResourceRecordSetsRequest xmlns="https://route53.amazonaws.com/doc/2013-04-01/">
<ChangeBatch>
  <Comment>optional comment about the changes in this change batch request</Comment>
  <Changes>
    <Change>
      <Action>CREATE | DELETE | UPSERT</Action>
      <ResourceRecordSet>
        <Name>fully qualified domain name</Name>
        <Type>DNS record type</Type>
        <SetIdentifier>unique description for this resource record set</
SetIdentifier>
        <Region>Amazon EC2 region name</Region>
        <AliasTarget>
          <HostedZoneId>hosted zone ID for your AWS resource or Route 53 hosted
zone</HostedZoneId>
          <DNSName>DNS domain name for your AWS resource or another resource
record set in this hosted zone</DNSName>
          <EvaluateTargetHealth>>true | false</EvaluateTargetHealth>
        </AliasTarget>
        <HealthCheckId>optional ID of a Route 53 health check</HealthCheckId>
      </ResourceRecordSet>
    </Change>
    ...
  </Changes>
</ChangeBatch>
</ChangeResourceRecordSetsRequest>

```

Multivalue Answer Syntax

This example illustrates one usage of ChangeResourceRecordSets.

```

POST /2013-04-01/hostedzone/Route 53 hosted zone ID/rrset HTTP/1.1
<?xml version="1.0" encoding="UTF-8"?>
<ChangeResourceRecordSetsRequest xmlns="https://route53.amazonaws.com/doc/2013-04-01/">
<ChangeBatch>
  <Comment>optional comment about the changes in this change batch request</Comment>
  <Changes>
    <Change>
      <Action>CREATE | DELETE | UPSERT</Action>
      <ResourceRecordSet>
        <Name>fully qualified domain name</Name>
        <Type>DNS record type</Type>
        <TTL>time to live in seconds</TTL>
        <SetIdentifier>unique description for this resource record set</
SetIdentifier>
        <ResourceRecords>
          <ResourceRecord>
            <Value>applicable value for the record type</Value>
          </ResourceRecord>
          ...
        </ResourceRecords>
        <MultiValueAnswer>true</MultiValueAnswer>
        <HealthCheckId>optional ID of a Route 53 health check</HealthCheckId>
      </ResourceRecordSet>
    </Change>
    ...
  </Changes>
</ChangeBatch>
</ChangeResourceRecordSetsRequest>

```

Weighted Resource Record Set Syntax

For information about weighted resource record sets, see [Weighted Routing](#) in the *Amazon Route 53 Developer Guide*.

```

POST /2013-04-01/hostedzone/Route 53 hosted zone ID/rrset HTTP/1.1
<?xml version="1.0" encoding="UTF-8"?>
<ChangeResourceRecordSetsRequest xmlns="https://route53.amazonaws.com/doc/2013-04-01/">
<ChangeBatch>
  <Comment>optional comment about the changes in this change batch request</Comment>
  <Changes>
    <Change>
      <Action>CREATE | DELETE | UPSERT</Action>
      <ResourceRecordSet>

```

```

    <Name>fully qualified domain name</Name>
    <Type>DNS record type</Type>
    <SetIdentifier>unique description for this resource record set</
SetIdentifier>
    <Weight>value between 0 and 255</Weight>
    <TTL>time to live in seconds</TTL>
    <ResourceRecords>
      <ResourceRecord>
        <Value>applicable value for the record type</Value>
      </ResourceRecord>
      ...
    </ResourceRecords>
    <HealthCheckId>optional ID of a Route 53 health check</HealthCheckId>
  </ResourceRecordSet>
</Change>
...
</Changes>
</ChangeBatch>
</ChangeResourceRecordSetsRequest>

```

Weighted Alias Resource Record Set Syntax

For information about weighted resource record sets, see [Weighted Routing](#) in the *Amazon Route 53 Developer Guide*. For information about alias resource record sets, see [Choosing Between Alias and Non-Alias Resource Record Sets](#) in the *Amazon Route 53 Developer Guide*.

```

POST /2013-04-01/hostedzone/Route 53 hosted zone ID/rrset HTTP/1.1
<?xml version="1.0" encoding="UTF-8"?>
<ChangeResourceRecordSetsRequest xmlns="https://route53.amazonaws.com/doc/2013-04-01/">
<ChangeBatch>
  <Comment>optional comment about the changes in this change batch request</Comment>
  <Changes>
    <Change>
      <Action>CREATE | DELETE | UPSERT</Action>
      <ResourceRecordSet>
        <Name>fully qualified domain name</Name>
        <Type>DNS record type</Type>
        <SetIdentifier>unique description for this resource record set</
SetIdentifier>
        <Weight>value between 0 and 255</Weight>
        <AliasTarget>
          <HostedZoneId>hosted zone ID for your AWS resource or Route 53 hosted
zone</HostedZoneId>

```

```
    <DNSName>DNS domain name for your AWS resource or another resource
    record set in this hosted zone</DNSName>
    <EvaluateTargetHealth>true | false</EvaluateTargetHealth>
  </AliasTarget>
  <HealthCheckId>optional ID of a Route 53 health check</HealthCheckId>
</ResourceRecordSet>
</Change>
...
</Changes>
</ChangeBatch>
</ChangeResourceRecordSetsRequest>
```

See Also

For more information about using this API in one of the language-specific AWS SDKs, see the following:

- [AWS Command Line Interface](#)
- [AWS SDK for .NET](#)
- [AWS SDK for C++](#)
- [AWS SDK for Go v2](#)
- [AWS SDK for Java V2](#)
- [AWS SDK for JavaScript V3](#)
- [AWS SDK for PHP V3](#)
- [AWS SDK for Python](#)
- [AWS SDK for Ruby V3](#)

ChangeTagsForResource

Service: Amazon Route 53

Adds, edits, or deletes tags for a health check or a hosted zone.

For information about using tags for cost allocation, see [Using Cost Allocation Tags](#) in the *AWS Billing and Cost Management User Guide*.

Request Syntax

```
POST /2013-04-01/tags/ResourceType/ResourceId HTTP/1.1
<?xml version="1.0" encoding="UTF-8"?>
<ChangeTagsForResourceRequest xmlns="https://route53.amazonaws.com/doc/2013-04-01/">
  <AddTags>
    <Tag>
      <Key>string</Key>
      <Value>string</Value>
    </Tag>
  </AddTags>
  <RemoveTagKeys>
    <Key>string</Key>
  </RemoveTagKeys>
</ChangeTagsForResourceRequest>
```

URI Request Parameters

The request uses the following URI parameters.

[ResourceId](#)

The ID of the resource for which you want to add, change, or delete tags.

Length Constraints: Maximum length of 64.

Required: Yes

[ResourceType](#)

The type of the resource.

- The resource type for health checks is healthcheck.
- The resource type for hosted zones is hostedzone.

Valid Values: healthcheck | hostedzone

Required: Yes

Request Body

The request accepts the following data in XML format.

ChangeTagsForResourceRequest

Root level tag for the ChangeTagsForResourceRequest parameters.

Required: Yes

AddTags

A complex type that contains a list of the tags that you want to add to the specified health check or hosted zone and/or the tags that you want to edit Value for.

You can add a maximum of 10 tags to a health check or a hosted zone.

Type: Array of [Tag](#) objects

Array Members: Minimum number of 1 item. Maximum number of 10 items.

Required: No

RemoveTagKeys

A complex type that contains a list of the tags that you want to delete from the specified health check or hosted zone. You can specify up to 10 keys.

Type: Array of strings

Array Members: Minimum number of 1 item. Maximum number of 10 items.

Length Constraints: Maximum length of 128.

Required: No

Response Syntax

```
HTTP/1.1 200
```

Response Elements

If the action is successful, the service sends back an HTTP 200 response with an empty HTTP body.

Errors

For information about the errors that are common to all actions, see [Common Errors](#).

InvalidInput

The input is not valid.

HTTP Status Code: 400

NoSuchHealthCheck

No health check exists with the specified ID.

HTTP Status Code: 404

NoSuchHostedZone

No hosted zone exists with the ID that you specified.

HTTP Status Code: 404

PriorRequestNotComplete

If Amazon Route 53 can't process a request before the next request arrives, it will reject subsequent requests for the same hosted zone and return an HTTP 400 error (Bad request). If Route 53 returns this error repeatedly for the same request, we recommend that you wait, in intervals of increasing duration, before you try the request again.

HTTP Status Code: 400

ThrottlingException

The limit on the number of requests per second was exceeded.

HTTP Status Code: 400

Examples

Example Request

This example illustrates one usage of `ChangeTagsForResource`.

```
POST /2013-04-01/tags/healthcheck/abcdef11-2222-3333-4444-555555fedcba HTTP/1.1
<?xml version="1.0" encoding="UTF-8"?>
<ChangeTagsForResourceRequest xmlns="https://route53.amazonaws.com/doc/2013-04-01/">
  <RemoveTagKeys>
    <Key>Owner</Key>
  </RemoveTagKeys>
  <AddTags>
    <Tag>
      <Key>Cost Center</Key>
      <Value>80432</Value>
    </Tag>
  </AddTags>
</ChangeTagsForResourceRequest>
```

Example Response

This example illustrates one usage of `ChangeTagsForResource`.

```
HTTP/1.1 200 OK
<?xml version="1.0" encoding="UTF-8"?>
<ChangeTagsForResourceResponse xmlns="https://route53.amazonaws.com/doc/2013-04-01/">
</ChangeTagsForResourceResponse>
```

See Also

For more information about using this API in one of the language-specific AWS SDKs, see the following:

- [AWS Command Line Interface](#)
- [AWS SDK for .NET](#)
- [AWS SDK for C++](#)
- [AWS SDK for Go v2](#)
- [AWS SDK for Java V2](#)
- [AWS SDK for JavaScript V3](#)
- [AWS SDK for PHP V3](#)
- [AWS SDK for Python](#)
- [AWS SDK for Ruby V3](#)

CreateCidrCollection

Service: Amazon Route 53

Creates a CIDR collection in the current AWS account.

Request Syntax

```
POST /2013-04-01/cidrcollection HTTP/1.1
<?xml version="1.0" encoding="UTF-8"?>
<CreateCidrCollectionRequest xmlns="https://route53.amazonaws.com/doc/2013-04-01/">
  <CallerReference>string</CallerReference>
  <Name>string</Name>
</CreateCidrCollectionRequest>
```

URI Request Parameters

The request does not use any URI parameters.

Request Body

The request accepts the following data in XML format.

CreateCidrCollectionRequest

Root level tag for the CreateCidrCollectionRequest parameters.

Required: Yes

CallerReference

A client-specific token that allows requests to be securely retried so that the intended outcome will only occur once, retries receive a similar response, and there are no additional edge cases to handle.

Type: String

Length Constraints: Minimum length of 1. Maximum length of 64.

Pattern: $\backslash p\{ASCII\}+$

Required: Yes

Name

A unique identifier for the account that can be used to reference the collection from other API calls.

Type: String

Length Constraints: Minimum length of 1. Maximum length of 64.

Pattern: `[0-9A-Za-z_\-]+`

Required: Yes

Response Syntax

```
HTTP/1.1 201
Location: Location
<?xml version="1.0" encoding="UTF-8"?>
<CreateCidrCollectionResponse>
  <Collection>
    <Arn>string</Arn>
    <Id>string</Id>
    <Name>string</Name>
    <Version>long</Version>
  </Collection>
</CreateCidrCollectionResponse>
```

Response Elements

If the action is successful, the service sends back an HTTP 201 response.

The response returns the following HTTP headers.

Location

A unique URL that represents the location for the CIDR collection.

Length Constraints: Maximum length of 1024.

The following data is returned in XML format by the service.

CreateCidrCollectionResponse

Root level tag for the CreateCidrCollectionResponse parameters.

Required: Yes

Collection

A complex type that contains information about the CIDR collection.

Type: [CidrCollection](#) object

Errors

For information about the errors that are common to all actions, see [Common Errors](#).

CidrCollectionAlreadyExistsException

A CIDR collection with this name and a different caller reference already exists in this account.

HTTP Status Code: 400

ConcurrentModification

Another user submitted a request to create, update, or delete the object at the same time that you did. Retry the request.

HTTP Status Code: 400

InvalidInput

The input is not valid.

HTTP Status Code: 400

LimitsExceeded

This operation can't be completed because the current account has reached the limit on the resource you are trying to create. To request a higher limit, [create a case](#) with the AWS Support Center.

HTTP Status Code: 400

Examples

Example request

This example illustrates one usage of `CreateCidrCollection`.

```
POST /2013-04-01/cidrcollection
<?xml version="1.0" encoding="UTF-8"?>
<CreateCidrCollectionRequest xmlns="https://route53.amazonaws.com/doc/2013-04-01/">

  <Name>isp-city-cidrs</Name>
  <CallerReference>ref1</CallerReference>
</CreateCidrCollectionRequest>
```

Example response

This example illustrates one usage of `CreateCidrCollection`.

```
HTTP/1.1 201 Created
<?xml version="1.0"?>
<CreateCidrCollectionResponse xmlns="https://route53.amazonaws.com/doc/2013-04-01/">

  <Collection>
    <Arn>arn:aws:route53::cidrcollection/c8c02a84-aaaa-bbbb-e0d2-d833a2f80106</Arn>
    <Id>c8c02a84-aaaa-bbbb-e0d2-d833a2f80106</Id>
    <Name>isp-city-cidrs</Name>
    <Version>1</Version>
  </Collection>
</CreateCidrCollectionResponse>
```

See Also

For more information about using this API in one of the language-specific AWS SDKs, see the following:

- [AWS Command Line Interface](#)
- [AWS SDK for .NET](#)
- [AWS SDK for C++](#)
- [AWS SDK for Go v2](#)
- [AWS SDK for Java V2](#)

- [AWS SDK for JavaScript V3](#)
- [AWS SDK for PHP V3](#)
- [AWS SDK for Python](#)
- [AWS SDK for Ruby V3](#)

CreateHealthCheck

Service: Amazon Route 53

Creates a new health check.

For information about adding health checks to resource record sets, see [HealthCheckId](#) in [ChangeResourceRecordSets](#).

ELB Load Balancers

If you're registering EC2 instances with an Elastic Load Balancing (ELB) load balancer, do not create Amazon Route 53 health checks for the EC2 instances. When you register an EC2 instance with a load balancer, you configure settings for an ELB health check, which performs a similar function to a Route 53 health check.

Private Hosted Zones

You can associate health checks with failover resource record sets in a private hosted zone. Note the following:

- Route 53 health checkers are outside the VPC. To check the health of an endpoint within a VPC by IP address, you must assign a public IP address to the instance in the VPC.
- You can configure a health checker to check the health of an external resource that the instance relies on, such as a database server.
- You can create a CloudWatch metric, associate an alarm with the metric, and then create a health check that is based on the state of the alarm. For example, you might create a CloudWatch metric that checks the status of the Amazon EC2 StatusCheckFailed metric, add an alarm to the metric, and then create a health check that is based on the state of the alarm. For information about creating CloudWatch metrics and alarms by using the CloudWatch console, see the [Amazon CloudWatch User Guide](#).

Request Syntax

```
POST /2013-04-01/healthcheck HTTP/1.1
<?xml version="1.0" encoding="UTF-8"?>
<CreateHealthCheckRequest xmlns="https://route53.amazonaws.com/doc/2013-04-01/">
  <CallerReference>string</CallerReference>
  <HealthCheckConfig>
    <AlarmIdentifier>
      <Name>string</Name>
```

```

    <Region>string</Region>
  </AlarmIdentifier>
  <ChildHealthChecks>
    <ChildHealthCheck>string</ChildHealthCheck>
  </ChildHealthChecks>
  <Disabled>boolean</Disabled>
  <EnableSNI>boolean</EnableSNI>
  <FailureThreshold>integer</FailureThreshold>
  <FullyQualifiedDomainName>string</FullyQualifiedDomainName>
  <HealthThreshold>integer</HealthThreshold>
  <InsufficientDataHealthStatus>string</InsufficientDataHealthStatus>
  <Inverted>boolean</Inverted>
  <IPAddress>string</IPAddress>
  <MeasureLatency>boolean</MeasureLatency>
  <Port>integer</Port>
  <Regions>
    <Region>string</Region>
  </Regions>
  <RequestInterval>integer</RequestInterval>
  <ResourcePath>string</ResourcePath>
  <RoutingControlArn>string</RoutingControlArn>
  <SearchString>string</SearchString>
  <Type>string</Type>
</HealthCheckConfig>
</CreateHealthCheckRequest>

```

URI Request Parameters

The request does not use any URI parameters.

Request Body

The request accepts the following data in XML format.

CreateHealthCheckRequest

Root level tag for the CreateHealthCheckRequest parameters.

Required: Yes

CallerReference

A unique string that identifies the request and that allows you to retry a failed CreateHealthCheck request without the risk of creating two identical health checks:

- If you send a `CreateHealthCheck` request with the same `CallerReference` and settings as a previous request, and if the health check doesn't exist, Amazon Route 53 creates the health check. If the health check does exist, Route 53 returns the settings for the existing health check.
- If you send a `CreateHealthCheck` request with the same `CallerReference` as a deleted health check, regardless of the settings, Route 53 returns a `HealthCheckAlreadyExists` error.
- If you send a `CreateHealthCheck` request with the same `CallerReference` as an existing health check but with different settings, Route 53 returns a `HealthCheckAlreadyExists` error.
- If you send a `CreateHealthCheck` request with a unique `CallerReference` but settings identical to an existing health check, Route 53 creates the health check.

Route 53 does not store the `CallerReference` for a deleted health check indefinitely. The `CallerReference` for a deleted health check will be deleted after a number of days.

Type: String

Length Constraints: Minimum length of 1. Maximum length of 64.

Required: Yes

[HealthCheckConfig](#)

A complex type that contains settings for a new health check.

Type: [HealthCheckConfig](#) object

Required: Yes

Response Syntax

```
HTTP/1.1 201
Location: Location
<?xml version="1.0" encoding="UTF-8"?>
<CreateHealthCheckResponse>
  <HealthCheck>
    <CallerReference>string</CallerReference>
    <CloudWatchAlarmConfiguration>
      <ComparisonOperator>string</ComparisonOperator>
      <Dimensions>
```

```

    <Dimension>
      <Name>string</Name>
      <Value>string</Value>
    </Dimension>
  </Dimensions>
  <EvaluationPeriods>integer</EvaluationPeriods>
  <MetricName>string</MetricName>
  <Namespace>string</Namespace>
  <Period>integer</Period>
  <Statistic>string</Statistic>
  <Threshold>double</Threshold>
</CloudWatchAlarmConfiguration>
<HealthCheckConfig>
  <AlarmIdentifier>
    <Name>string</Name>
    <Region>string</Region>
  </AlarmIdentifier>
  <ChildHealthChecks>
    <ChildHealthCheck>string</ChildHealthCheck>
  </ChildHealthChecks>
  <Disabled>boolean</Disabled>
  <EnableSNI>boolean</EnableSNI>
  <FailureThreshold>integer</FailureThreshold>
  <FullyQualifiedDomainName>string</FullyQualifiedDomainName>
  <HealthThreshold>integer</HealthThreshold>
  <InsufficientDataHealthStatus>string</InsufficientDataHealthStatus>
  <Inverted>boolean</Inverted>
  <IPAddress>string</IPAddress>
  <MeasureLatency>boolean</MeasureLatency>
  <Port>integer</Port>
  <Regions>
    <Region>string</Region>
  </Regions>
  <RequestInterval>integer</RequestInterval>
  <ResourcePath>string</ResourcePath>
  <RoutingControlArn>string</RoutingControlArn>
  <SearchString>string</SearchString>
  <Type>string</Type>
</HealthCheckConfig>
<HealthCheckVersion>long</HealthCheckVersion>
<Id>string</Id>
<LinkedService>
  <Description>string</Description>
  <ServicePrincipal>string</ServicePrincipal>

```

```
</LinkedService>  
</HealthCheck>  
</CreateHealthCheckResponse>
```

Response Elements

If the action is successful, the service sends back an HTTP 201 response.

The response returns the following HTTP headers.

Location

The unique URL representing the new health check.

Length Constraints: Maximum length of 1024.

The following data is returned in XML format by the service.

CreateHealthCheckResponse

Root level tag for the CreateHealthCheckResponse parameters.

Required: Yes

HealthCheck

A complex type that contains identifying information about the health check.

Type: [HealthCheck](#) object

Errors

For information about the errors that are common to all actions, see [Common Errors](#).

HealthCheckAlreadyExists

The health check you're attempting to create already exists. Amazon Route 53 returns this error when you submit a request that has the following values:

- The same value for `CallerReference` as an existing health check, and one or more values that differ from the existing health check that has the same caller reference.
- The same value for `CallerReference` as a health check that you created and later deleted, regardless of the other settings in the request.

HTTP Status Code: 409

InvalidInput

The input is not valid.

HTTP Status Code: 400

TooManyHealthChecks

This health check can't be created because the current account has reached the limit on the number of active health checks.

For information about default limits, see [Limits](#) in the *Amazon Route 53 Developer Guide*.

For information about how to get the current limit for an account, see [GetAccountLimit](#). To request a higher limit, [create a case](#) with the AWS Support Center.

You have reached the maximum number of active health checks for an AWS account. To request a higher limit, [create a case](#) with the AWS Support Center.

HTTP Status Code: 400

Examples

Request Syntax for HTTP[S], HTTP[S]_STR_MATCH, and TCP Health Checks

This example illustrates one usage of CreateHealthCheck.

```
POST /2013-04-01/healthcheck HTTP/1.1
<?xml version="1.0" encoding="UTF-8"?>
<CreateHealthCheckRequest xmlns="https://route53.amazonaws.com/doc/2013-04-01/">
  <CallerReference>unique description</CallerReference>
  <HealthCheckConfig>
    <EnableSNI>>true | false</EnableSNI>
    <FailureThreshold>number of health checks that must pass or fail to change the
status of the health check</FailureThreshold>
    <FullyQualifiedDomainName>domain name of the endpoint to check</
FullyQualifiedDomainName>
    <Inverted>>true | false</Inverted>
    <IPAddress>IP address of the endpoint to check</IPAddress>
    <MeasureLatency>>true | false</MeasureLatency>
    <Port>port on the endpoint to check</Port>
    <Regions>
```

```

    <Region>us-west-1 | us-west-2 | us-east-1 | eu-west-1 | ap-southeast-1 | ap-
southeast-2 | ap-northeast-1 | sa-east-1</Region>
    ...
</Regions>
<RequestInterval>10 | 30</RequestInterval>
<ResourcePath>path of the file that you want Route 53 to request</ResourcePath>
<SearchString>if Type is HTTP_STR_MATCH or HTTPS_STR_MATCH, the string to search
for in the response body from the specified resource</SearchString>
<Type>HTTP | HTTPS | HTTP_STR_MATCH | HTTPS_STR_MATCH | TCP</Type>
</HealthCheckConfig>
</CreateHealthCheckRequest>

```

Response Syntax for HTTP[S], HTTP[S]_STR_MATCH, and TCP Health Checks

This example illustrates one usage of CreateHealthCheck.

```

HTTP/1.1 201 Created
<?xml version="1.0" encoding="UTF-8"?>
<CreateHealthCheckResponse xmlns="https://route53.amazonaws.com/doc/2013-04-01/">
  <HealthCheck>
    <Id>ID that Route 53 assigned to the new health check</Id>
    <CallerReference>unique description</CallerReference>
    <HealthCheckConfig>
      <EnableSNI>true | false</EnableSNI>
      <FailureThreshold>number of health checks that must pass or fail to change the
status of the health check</FailureThreshold>
      <FullyQualifiedDomainName>domain name of the endpoint to check</
FullyQualifiedDomainName>
      <Inverted>true | false</Inverted>
      <IPAddress>IP address of the endpoint to check</IPAddress>
      <MeasureLatency>true | false</MeasureLatency>
      <Port>port on the endpoint to check</Port>
      <Regions>
        <Region>us-west-1 | us-west-2 | us-east-1 | eu-west-1 | ap-southeast-1 |
ap-southeast-2 | ap-northeast-1 | sa-east-1</Region>
        ...
      </Regions>
      <RequestInterval>10 | 30</RequestInterval>
      <ResourcePath>path of the file that you want Route 53 to request</
ResourcePath>
      <SearchString>if Type is HTTP_STR_MATCH or HTTPS_STR_MATCH, the string to
search for in the response body from the specified resource</SearchString>
      <Type>HTTP | HTTPS | HTTP_STR_MATCH | HTTPS_STR_MATCH | TCP</Type>
    </HealthCheckConfig>
  </HealthCheck>
</CreateHealthCheckResponse>

```



```

    <HealthCheckVersion>sequential counter</HealthCheckVersion>
  </HealthCheck>
</CreateHealthCheckResponse>

```

Request Syntax for CLOUDWATCH_METRIC Health Checks

This example illustrates one usage of CreateHealthCheck.

```

POST /2013-04-01/healthcheck HTTP/1.1
<?xml version="1.0" encoding="UTF-8"?>
<CreateHealthCheckRequest xmlns="https://route53.amazonaws.com/doc/2013-04-01/">
  <CallerReference>unique description</CallerReference>
  <HealthCheckConfig>
    <AlarmIdentifier>
      <Name>name of CloudWatch alarm</Name>
      <Region>region that CloudWatch alarm was created in</Region>
    </AlarmIdentifier>
    <InsufficientDataHealthStatus>Healthy | Unhealthy | LastKnownStatus</
InsufficientDataHealthStatus>
    <Inverted>true | false</Inverted>
    <Type>CLOUDWATCH_METRIC</Type>
  </HealthCheckConfig>
</CreateHealthCheckRequest>

```

Response Syntax for CLOUDWATCH_METRIC Health Checks

This example illustrates one usage of CreateHealthCheck.

```

POST /2013-04-01/healthcheck HTTP/1.1
<?xml version="1.0" encoding="UTF-8"?>
<CreateHealthCheckResponse xmlns="https://route53.amazonaws.com/doc/2013-04-01/">
  <HealthCheck>
    <Id>ID that Route 53 assigned to the new health check</Id>
    <CallerReference>unique description</CallerReference>
    <HealthCheckConfig>
      <AlarmIdentifier>
        <Name>name of CloudWatch alarm</Name>
        <Region>region of CloudWatch alarm</Region>
      </AlarmIdentifier>
      <InsufficientDataHealthStatus>Healthy | Unhealthy | LastKnownStatus</
InsufficientDataHealthStatus>
      <Inverted>true | false</Inverted>
      <Type>CLOUDWATCH_METRIC</Type>
    </HealthCheckConfig>
  </HealthCheck>
</CreateHealthCheckResponse>

```

```

</HealthCheckConfig>
<CloudWatchAlarmConfiguration>
  <ComparisonOperator>GreaterThanOrEqualToThreshold | GreaterThanThreshold |
LessThanThreshold | LessThanOrEqualToThreshold</ComparisonOperator>
  <Dimensions>
    <Dimension>
      <Name>name of a dimension for the metric</Name>
      <Value>value of a dimension for the metric</Value>
    </Dimension>
    ...
  </Dimensions>
  <EvaluationPeriods>number of periods that metric is compared to threshold</
EvaluationPeriods>
  <MetricName>name of the metric that's associated with the alarm</MetricName>
  <Namespace>namespace of the metric that the alarm is associated with</
Namespace>
  <Period>duration of a period in seconds</Period>
  <Statistic>statistic applied to the CloudWatch metric</Statistic>
  <Threshold>value the metric is compared with</Threshold>
</CloudWatchAlarmConfiguration>
<HealthCheckVersion>sequential counter</HealthCheckVersion>
</HealthCheck>
</CreateHealthCheckResponse>

```

Request Syntax for CALCULATED Health Checks

This example illustrates one usage of CreateHealthCheck.

```

POST /2013-04-01/healthcheck HTTP/1.1
<?xml version="1.0" encoding="UTF-8"?>
<CreateHealthCheckRequest xmlns="https://route53.amazonaws.com/doc/2013-04-01/">
  <CallerReference>unique description</CallerReference>
  <HealthCheckConfig>
    <ChildHealthChecks>
      <ChildHealthCheck>health check ID</ChildHealthCheck>
      ...
    </ChildHealthChecks>
    <HealthThreshold>number of the health checks that are associated with a
CALCULATED health check that must be healthy</HealthThreshold>
    <Inverted>true | false</Inverted>
    <Type>CALCULATED</Type>
  </HealthCheckConfig>
</CreateHealthCheckRequest>

```

Response Syntax for CALCULATED Health Checks

This example illustrates one usage of CreateHealthCheck.

```
HTTP/1.1 201 Created
<?xml version="1.0" encoding="UTF-8"?>
<CreateHealthCheckResponse xmlns="https://route53.amazonaws.com/doc/2013-04-01/">
  <HealthCheck>
    <Id>ID that Route 53 assigned to the new health check</Id>
    <CallerReference>unique description</CallerReference>
    <HealthCheckConfig>
      <ChildHealthChecks>
        <ChildHealthCheck>health check ID</ChildHealthCheck>
        ...
      </ChildHealthChecks>
      <HealthThreshold>number of health checks that are associated with a CALCULATED
health check that must be healthy</HealthThreshold>
      <Inverted>>true | false</Inverted>
      <Type>CALCULATED</Type>
    </HealthCheckConfig>
    <HealthCheckVersion>sequential counter</HealthCheckVersion>
  </HealthCheck>
</CreateHealthCheckResponse>
```

See Also

For more information about using this API in one of the language-specific AWS SDKs, see the following:

- [AWS Command Line Interface](#)
- [AWS SDK for .NET](#)
- [AWS SDK for C++](#)
- [AWS SDK for Go v2](#)
- [AWS SDK for Java V2](#)
- [AWS SDK for JavaScript V3](#)
- [AWS SDK for PHP V3](#)
- [AWS SDK for Python](#)
- [AWS SDK for Ruby V3](#)

CreateHostedZone

Service: Amazon Route 53

Creates a new public or private hosted zone. You create records in a public hosted zone to define how you want to route traffic on the internet for a domain, such as `example.com`, and its subdomains (`apex.example.com`, `acme.example.com`). You create records in a private hosted zone to define how you want to route traffic for a domain and its subdomains within one or more Amazon Virtual Private Clouds (Amazon VPCs).

Important

You can't convert a public hosted zone to a private hosted zone or vice versa. Instead, you must create a new hosted zone with the same name and create new resource record sets.

For more information about charges for hosted zones, see [Amazon Route 53 Pricing](#).

Note the following:

- You can't create a hosted zone for a top-level domain (TLD) such as `.com`.
- For public hosted zones, Route 53 automatically creates a default SOA record and four NS records for the zone. For more information about SOA and NS records, see [NS and SOA Records that Route 53 Creates for a Hosted Zone](#) in the *Amazon Route 53 Developer Guide*.

If you want to use the same name servers for multiple public hosted zones, you can optionally associate a reusable delegation set with the hosted zone. See the `DelegationSetId` element.

- If your domain is registered with a registrar other than Route 53, you must update the name servers with your registrar to make Route 53 the DNS service for the domain. For more information, see [Migrating DNS Service for an Existing Domain to Amazon Route 53](#) in the *Amazon Route 53 Developer Guide*.

When you submit a `CreateHostedZone` request, the initial status of the hosted zone is `PENDING`. For public hosted zones, this means that the NS and SOA records are not yet available on all Route 53 DNS servers. When the NS and SOA records are available, the status of the zone changes to `INSYNC`.

The `CreateHostedZone` request requires the caller to have an `ec2:DescribeVpcs` permission.

Note

When creating private hosted zones, the Amazon VPC must belong to the same partition where the hosted zone is created. A partition is a group of AWS Regions. Each AWS account is scoped to one partition.

The following are the supported partitions:

- aws - AWS Regions
- aws-cn - China Regions
- aws-us-gov - AWS GovCloud (US) Region

For more information, see [Access Management](#) in the *AWS General Reference*.

Request Syntax

```
POST /2013-04-01/hostedzone HTTP/1.1
<?xml version="1.0" encoding="UTF-8"?>
<CreateHostedZoneRequest xmlns="https://route53.amazonaws.com/doc/2013-04-01/">
  <CallerReference>string</CallerReference>
  <DelegationSetId>string</DelegationSetId>
  <HostedZoneConfig>
    <Comment>string</Comment>
    <PrivateZone>boolean</PrivateZone>
  </HostedZoneConfig>
  <Name>string</Name>
  <VPC>
    <VPCId>string</VPCId>
    <VPCRegion>string</VPCRegion>
  </VPC>
</CreateHostedZoneRequest>
```

URI Request Parameters

The request does not use any URI parameters.

Request Body

The request accepts the following data in XML format.

CreateHostedZoneRequest

Root level tag for the CreateHostedZoneRequest parameters.

Required: Yes

CallerReference

A unique string that identifies the request and that allows failed CreateHostedZone requests to be retried without the risk of executing the operation twice. You must use a unique CallerReference string every time you submit a CreateHostedZone request. CallerReference can be any unique string, for example, a date/time stamp.

Type: String

Length Constraints: Minimum length of 1. Maximum length of 128.

Required: Yes

DelegationSetId

If you want to associate a reusable delegation set with this hosted zone, the ID that Amazon Route 53 assigned to the reusable delegation set when you created it. For more information about reusable delegation sets, see [CreateReusableDelegationSet](#).

If you are using a reusable delegation set to create a public hosted zone for a subdomain, make sure that the parent hosted zone doesn't use one or more of the same name servers. If you have overlapping nameservers, the operation will cause a `ConflictingDomainsExist` error.

Type: String

Length Constraints: Maximum length of 32.

Required: No

HostedZoneConfig

(Optional) A complex type that contains the following optional values:

- For public and private hosted zones, an optional comment
- For private hosted zones, an optional `PrivateZone` element

If you don't specify a comment or the `PrivateZone` element, omit `HostedZoneConfig` and the other elements.

Type: [HostedZoneConfig](#) object

Required: No

Name

The name of the domain. Specify a fully qualified domain name, for example, *www.example.com*. The trailing dot is optional; Amazon Route 53 assumes that the domain name is fully qualified. This means that Route 53 treats *www.example.com* (without a trailing dot) and *www.example.com.* (with a trailing dot) as identical.

If you're creating a public hosted zone, this is the name you have registered with your DNS registrar. If your domain name is registered with a registrar other than Route 53, change the name servers for your domain to the set of `NameServers` that `CreateHostedZone` returns in `DelegationSet`.

Type: String

Length Constraints: Maximum length of 1024.

Required: Yes

VPC

(Private hosted zones only) A complex type that contains information about the Amazon VPC that you're associating with this hosted zone.

You can specify only one Amazon VPC when you create a private hosted zone. If you are associating a VPC with a hosted zone with this request, the parameters `VPCId` and `VPCRegion` are also required.

To associate additional Amazon VPCs with the hosted zone, use [AssociateVPCWithHostedZone](#) after you create a hosted zone.

Type: [VPC](#) object

Required: No

Response Syntax

```
HTTP/1.1 201
Location: Location
```

```

<?xml version="1.0" encoding="UTF-8"?>
<CreateHostedZoneResponse>
  <ChangeInfo>
    <Comment>string</Comment>
    <Id>string</Id>
    <Status>string</Status>
    <SubmittedAt>timestamp</SubmittedAt>
  </ChangeInfo>
  <DelegationSet>
    <CallerReference>string</CallerReference>
    <Id>string</Id>
    <NameServers>
      <NameServer>string</NameServer>
    </NameServers>
  </DelegationSet>
  <HostedZone>
    <CallerReference>string</CallerReference>
    <Config>
      <Comment>string</Comment>
      <PrivateZone>boolean</PrivateZone>
    </Config>
    <Id>string</Id>
    <LinkedService>
      <Description>string</Description>
      <ServicePrincipal>string</ServicePrincipal>
    </LinkedService>
    <Name>string</Name>
    <ResourceRecordSetCount>long</ResourceRecordSetCount>
  </HostedZone>
  <VPC>
    <VPCId>string</VPCId>
    <VPCRegion>string</VPCRegion>
  </VPC>
</CreateHostedZoneResponse>

```

Response Elements

If the action is successful, the service sends back an HTTP 201 response.

The response returns the following HTTP headers.

Location

The unique URL representing the new hosted zone.

Length Constraints: Maximum length of 1024.

The following data is returned in XML format by the service.

[CreateHostedZoneResponse](#)

Root level tag for the CreateHostedZoneResponse parameters.

Required: Yes

[ChangeInfo](#)

A complex type that contains information about the CreateHostedZone request.

Type: [ChangeInfo](#) object

[DelegationSet](#)

A complex type that describes the name servers for this hosted zone.

Type: [DelegationSet](#) object

[HostedZone](#)

A complex type that contains general information about the hosted zone.

Type: [HostedZone](#) object

[VPC](#)

A complex type that contains information about an Amazon VPC that you associated with this hosted zone.

Type: [VPC](#) object

Errors

For information about the errors that are common to all actions, see [Common Errors](#).

ConflictingDomainExists

The cause of this error depends on the operation that you're performing:

- **Create a public hosted zone:** Two hosted zones that have the same name or that have a parent/child relationship (example.com and test.example.com) can't have any common name

servers. You tried to create a hosted zone that has the same name as an existing hosted zone or that's the parent or child of an existing hosted zone, and you specified a delegation set that shares one or more name servers with the existing hosted zone. For more information, see [CreateReusableDelegationSet](#).

- **Create a private hosted zone:** A hosted zone with the specified name already exists and is already associated with the Amazon VPC that you specified.
- **Associate VPCs with a private hosted zone:** The VPC that you specified is already associated with another hosted zone that has the same name.

HTTP Status Code: 400

DelegationSetNotAvailable

You can create a hosted zone that has the same name as an existing hosted zone (example.com is common), but there is a limit to the number of hosted zones that have the same name. If you get this error, Amazon Route 53 has reached that limit. If you own the domain name and Route 53 generates this error, contact Customer Support.

HTTP Status Code: 400

DelegationSetNotReusable

A reusable delegation set with the specified ID does not exist.

HTTP Status Code: 400

HostedZoneAlreadyExists

The hosted zone you're trying to create already exists. Amazon Route 53 returns this error when a hosted zone has already been created with the specified `CallerReference`.

HTTP Status Code: 409

InvalidDomainName

The specified domain name is not valid.

HTTP Status Code: 400

InvalidInput

The input is not valid.

HTTP Status Code: 400

InvalidVPCId

The VPC ID that you specified either isn't a valid ID or the current account is not authorized to access this VPC.

HTTP Status Code: 400

NoSuchDelegationSet

A reusable delegation set with the specified ID does not exist.

HTTP Status Code: 400

TooManyHostedZones

This operation can't be completed either because the current account has reached the limit on the number of hosted zones or because you've reached the limit on the number of hosted zones that can be associated with a reusable delegation set.

For information about default limits, see [Limits](#) in the *Amazon Route 53 Developer Guide*.

To get the current limit on hosted zones that can be created by an account, see [GetAccountLimit](#).

To get the current limit on hosted zones that can be associated with a reusable delegation set, see [GetReusableDelegationSetLimit](#).

To request a higher limit, [create a case](#) with the AWS Support Center.

HTTP Status Code: 400

Examples

Example Request (Public Hosted Zone)

This example illustrates one usage of `CreateHostedZone`.

```
POST /2013-04-01/hostedzone HTTP/1.1
<?xml version="1.0" encoding="UTF-8"?>
<CreateHostedZoneRequest xmlns="https://route53.amazonaws.com/doc/2013-04-01/">
  <Name>example.com</Name>
  <CallerReference>myUniqueIdentifier</CallerReference>
```

```

<HostedZoneConfig>
  <Comment>This is my first hosted zone.</Comment>
</HostedZoneConfig>
<DelegationSetId>NZ8X2CISAMPLE</DelegationSetId>
</CreateHostedZoneRequest>

```

Example Response (Public Hosted Zone)

This example illustrates one usage of CreateHostedZone.

```

HTTP/1.1 201 Created
<?xml version="1.0" encoding="UTF-8"?>
<CreateHostedZoneResponse xmlns="https://route53.amazonaws.com/doc/2013-04-01/">
  <HostedZone>
    <Id>/hostedzone/Z1PA6795UKMFR9</Id>
    <Name>example.com.</Name>
    <CallerReference>myUniqueIdentifier</CallerReference>
    <Config>
      <Comment>This is my first hosted zone.</Comment>
      <PrivateZone>>false</PrivateZone>
    </Config>
    <ResourceRecordSetCount>2</ResourceRecordSetCount>
  </HostedZone>
  <ChangeInfo>
    <Id>/change/C1PA6795UKMFR9</Id>
    <Status>PENDING</Status>
    <SubmittedAt>2017-03-15T01:36:41.958Z</SubmittedAt>
  </ChangeInfo>
  <DelegationSet>
    <Id>NZ8X2CISAMPLE</Id>
    <CallerReference>2017-03-01T11:44:14.448Z</Id>
    <NameServers>
      <NameServer>ns-2048.awsdns-64.com</NameServer>
      <NameServer>ns-2049.awsdns-65.net</NameServer>
      <NameServer>ns-2050.awsdns-66.org</NameServer>
      <NameServer>ns-2051.awsdns-67.co.uk</NameServer>
    </NameServers>
  </DelegationSet>
</CreateHostedZoneResponse>

```

Example Request (Private Hosted Zone)

This example illustrates one usage of CreateHostedZone.

```

POST /2013-04-01/hostedzone HTTP/1.1
<?xml version="1.0" encoding="UTF-8"?>
<CreateHostedZoneRequest xmlns="https://route53.amazonaws.com/doc/2013-04-01/">
  <Name>example.com</Name>
  <VPC>
    <VPCId>vpc-1a2b3c4d</VPCId>
    <VPCRegion>us-east-2</VPCRegion>
  </VPC>
  <CallerReference>myUniqueIdentifier</CallerReference>
  <HostedZoneConfig>
    <Comment>This is my first hosted zone.</Comment>
  </HostedZoneConfig>
</CreateHostedZoneRequest>

```

Example Response (Private Hosted Zone)

This example illustrates one usage of CreateHostedZone.

```

HTTP/1.1 201 Created
<?xml version="1.0" encoding="UTF-8"?>
<CreateHostedZoneResponse xmlns="https://route53.amazonaws.com/doc/2013-04-01/">
  <HostedZone>
    <Id>/hostedzone/Z1D633PJN98FT9</Id>
    <Name>example.com.</Name>
    <VPC>
      <VPCId>vpc-1a2b3c4d</VPCId>
      <VPCRegion>us-east-2</VPCRegion>
    </VPC>
    <CallerReference>myUniqueIdentifier</CallerReference>
    <Config>
      <Comment>This is my first hosted zone.</Comment>
      <PrivateZone>true</PrivateZone>
    </Config>
    <ResourceRecordSetCount>2</ResourceRecordSetCount>
  </HostedZone>
  <ChangeInfo>
    <Id>/change/C1PA6795UKMFR9</Id>
    <Status>PENDING</Status>
    <SubmittedAt>2017-03-15T01:36:41.958Z</SubmittedAt>
  </ChangeInfo>
</CreateHostedZoneResponse>

```

See Also

For more information about using this API in one of the language-specific AWS SDKs, see the following:

- [AWS Command Line Interface](#)
- [AWS SDK for .NET](#)
- [AWS SDK for C++](#)
- [AWS SDK for Go v2](#)
- [AWS SDK for Java V2](#)
- [AWS SDK for JavaScript V3](#)
- [AWS SDK for PHP V3](#)
- [AWS SDK for Python](#)
- [AWS SDK for Ruby V3](#)

CreateKeySigningKey

Service: Amazon Route 53

Creates a new key-signing key (KSK) associated with a hosted zone. You can only have two KSKs per hosted zone.

Request Syntax

```
POST /2013-04-01/keysigningkey HTTP/1.1
<?xml version="1.0" encoding="UTF-8"?>
<CreateKeySigningKeyRequest xmlns="https://route53.amazonaws.com/doc/2013-04-01/">
  <CallerReference>string</CallerReference>
  <HostedZoneId>string</HostedZoneId>
  <KeyManagementServiceArn>string</KeyManagementServiceArn>
  <Name>string</Name>
  <Status>string</Status>
</CreateKeySigningKeyRequest>
```

URI Request Parameters

The request does not use any URI parameters.

Request Body

The request accepts the following data in XML format.

CreateKeySigningKeyRequest

Root level tag for the CreateKeySigningKeyRequest parameters.

Required: Yes

CallerReference

A unique string that identifies the request.

Type: String

Length Constraints: Minimum length of 1. Maximum length of 128.

Required: Yes

HostedZoneId

The unique string (ID) used to identify a hosted zone.

Type: String

Length Constraints: Maximum length of 32.

Required: Yes

KeyManagementServiceArn

The Amazon resource name (ARN) for a customer managed key in AWS Key Management Service (AWS KMS). The `KeyManagementServiceArn` must be unique for each key-signing key (KSK) in a single hosted zone. To see an example of `KeyManagementServiceArn` that grants the correct permissions for DNSSEC, scroll down to **Example**.

You must configure the customer managed customer managed key as follows:

Status

Enabled

Key spec

ECC_NIST_P256

Key usage

Sign and verify

Key policy

The key policy must give permission for the following actions:

- DescribeKey
- GetPublicKey
- Sign

The key policy must also include the Amazon Route 53 service in the principal for your account. Specify the following:

- "Service": "dnssec-route53.amazonaws.com"

For more information about working with a customer managed key in AWS KMS, see [AWS Key Management Service concepts](#).

Type: String

Required: Yes

Name

A string used to identify a key-signing key (KSK). Name can include numbers, letters, and underscores (_). Name must be unique for each key-signing key in the same hosted zone.

Type: String

Length Constraints: Minimum length of 3. Maximum length of 128.

Required: Yes

Status

A string specifying the initial status of the key-signing key (KSK). You can set the value to ACTIVE or INACTIVE.

Type: String

Length Constraints: Minimum length of 5. Maximum length of 150.

Required: Yes

Response Syntax

```
HTTP/1.1 201
Location: Location
<?xml version="1.0" encoding="UTF-8"?>
<CreateKeySigningKeyResponse>
  <ChangeInfo>
    <Comment>string</Comment>
    <Id>string</Id>
    <Status>string</Status>
    <SubmittedAt>timestamp</SubmittedAt>
  </ChangeInfo>
  <KeySigningKey>
    <CreatedDate>timestamp</CreatedDate>
    <DigestAlgorithmMnemonic>string</DigestAlgorithmMnemonic>
    <DigestAlgorithmType>integer</DigestAlgorithmType>
    <DigestValue>string</DigestValue>
```

```

<DNSKEYRecord>string</DNSKEYRecord>
<DSRecord>string</DSRecord>
<Flag>integer</Flag>
<KeyTag>integer</KeyTag>
<KmsArn>string</KmsArn>
<LastModifiedDate>timestamp</LastModifiedDate>
<Name>string</Name>
<PublicKey>string</PublicKey>
<SigningAlgorithmMnemonic>string</SigningAlgorithmMnemonic>
<SigningAlgorithmType>integer</SigningAlgorithmType>
<Status>string</Status>
<StatusMessage>string</StatusMessage>
</KeySigningKey>
</CreateKeySigningKeyResponse>

```

Response Elements

If the action is successful, the service sends back an HTTP 201 response.

The response returns the following HTTP headers.

Location

The unique URL representing the new key-signing key (KSK).

Length Constraints: Maximum length of 1024.

The following data is returned in XML format by the service.

CreateKeySigningKeyResponse

Root level tag for the CreateKeySigningKeyResponse parameters.

Required: Yes

ChangeInfo

A complex type that describes change information about changes made to your hosted zone.

Type: [ChangeInfo](#) object

KeySigningKey

The key-signing key (KSK) that the request creates.

Type: [KeySigningKey](#) object

Errors

For information about the errors that are common to all actions, see [Common Errors](#).

ConcurrentModification

Another user submitted a request to create, update, or delete the object at the same time that you did. Retry the request.

HTTP Status Code: 400

InvalidArgument

Parameter name is not valid.

HTTP Status Code: 400

InvalidInput

The input is not valid.

HTTP Status Code: 400

InvalidKeySigningKeyName

The key-signing key (KSK) name that you specified isn't a valid name.

HTTP Status Code: 400

InvalidKeySigningKeyStatus

The key-signing key (KSK) status isn't valid or another KSK has the status `INTERNAL_FAILURE`.

HTTP Status Code: 400

InvalidKMSArn

The `KeyManagementServiceArn` that you specified isn't valid to use with DNSSEC signing.

HTTP Status Code: 400

InvalidSigningStatus

Your hosted zone status isn't valid for this operation. In the hosted zone, change the status to enable DNSSEC or disable DNSSEC.

HTTP Status Code: 400

KeySigningKeyAlreadyExists

You've already created a key-signing key (KSK) with this name or with the same customer managed key ARN.

HTTP Status Code: 409

NoSuchHostedZone

No hosted zone exists with the ID that you specified.

HTTP Status Code: 404

TooManyKeySigningKeys

You've reached the limit for the number of key-signing keys (KSKs). Remove at least one KSK, and then try again.

HTTP Status Code: 400

Examples

KMSArn key policy example

The following is an example of a `KeyManagementServiceArn` key policy that grants the correct permissions for DNSSEC.

```
{
  "Version": "2012-10-17",
  "Id": "key-consolepolicy-3",
  "Statement": [
    {
      "Sid": "Allow use of the customer managed key for DNSSEC",
      "Effect": "Allow",
      "Principal": {
        "Service": "dnssec-route53.amazonaws.com"
      },
      "Action": [
        "kms:DescribeKey",
        "kms:GetPublicKey",
        "kms:Sign",
        "kms:Verify"
      ]
    }
  ]
}
```

```
    ],
    "Resource": "*"
  },
  {
    "Sid": "Allow full access for Key Administrators",
    "Effect": "Allow",
    "Principal": {
      "AWS": "arn:aws:iam::1234567891234:role/admin"
    },
    "Action": "*",
    "Resource": "*"
  }
]
```

See Also

For more information about using this API in one of the language-specific AWS SDKs, see the following:

- [AWS Command Line Interface](#)
- [AWS SDK for .NET](#)
- [AWS SDK for C++](#)
- [AWS SDK for Go v2](#)
- [AWS SDK for Java V2](#)
- [AWS SDK for JavaScript V3](#)
- [AWS SDK for PHP V3](#)
- [AWS SDK for Python](#)
- [AWS SDK for Ruby V3](#)

CreateQueryLoggingConfig

Service: Amazon Route 53

Creates a configuration for DNS query logging. After you create a query logging configuration, Amazon Route 53 begins to publish log data to an Amazon CloudWatch Logs log group.

DNS query logs contain information about the queries that Route 53 receives for a specified public hosted zone, such as the following:

- Route 53 edge location that responded to the DNS query
- Domain or subdomain that was requested
- DNS record type, such as A or AAAA
- DNS response code, such as NoError or ServFail

Log Group and Resource Policy

Before you create a query logging configuration, perform the following operations.

Note

If you create a query logging configuration using the Route 53 console, Route 53 performs these operations automatically.

1. Create a CloudWatch Logs log group, and make note of the ARN, which you specify when you create a query logging configuration. Note the following:
 - You must create the log group in the us-east-1 region.
 - You must use the same AWS account to create the log group and the hosted zone that you want to configure query logging for.
 - When you create log groups for query logging, we recommend that you use a consistent prefix, for example:

/aws/route53/hosted zone name

In the next step, you'll create a resource policy, which controls access to one or more log groups and the associated AWS resources, such as Route 53 hosted zones. There's a limit on the number of resource policies that you can create, so we recommend that you use a

consistent prefix so you can use the same resource policy for all the log groups that you create for query logging.

2. Create a CloudWatch Logs resource policy, and give it the permissions that Route 53 needs to create log streams and to send query logs to log streams. You must create the CloudWatch Logs resource policy in the us-east-1 region. For the value of `Resource`, specify the ARN for the log group that you created in the previous step. To use the same resource policy for all the CloudWatch Logs log groups that you created for query logging configurations, replace the hosted zone name with `*`, for example:

```
arn:aws:logs:us-east-1:123412341234:log-group:/aws/route53/*
```

To avoid the confused deputy problem, a security issue where an entity without a permission for an action can coerce a more-privileged entity to perform it, you can optionally limit the permissions that a service has to a resource in a resource-based policy by supplying the following values:

- For `aws:SourceArn`, supply the hosted zone ARN used in creating the query logging configuration. For example, `aws:SourceArn: arn:aws:route53:::hostedzone/hosted zone ID`.
- For `aws:SourceAccount`, supply the account ID for the account that creates the query logging configuration. For example, `aws:SourceAccount:111111111111`.

For more information, see [The confused deputy problem](#) in the *AWS IAM User Guide*.

Note

You can't use the CloudWatch console to create or edit a resource policy. You must use the CloudWatch API, one of the AWS SDKs, or the AWS CLI.

Log Streams and Edge Locations

When Route 53 finishes creating the configuration for DNS query logging, it does the following:

- Creates a log stream for an edge location the first time that the edge location responds to DNS queries for the specified hosted zone. That log stream is used to log all queries that Route 53 responds to for that edge location.
- Begins to send query logs to the applicable log stream.

The name of each log stream is in the following format:

hosted zone ID/edge location code

The edge location code is a three-letter code and an arbitrarily assigned number, for example, DFW3. The three-letter code typically corresponds with the International Air Transport Association airport code for an airport near the edge location. (These abbreviations might change in the future.) For a list of edge locations, see "The Route 53 Global Network" on the [Route 53 Product Details](#) page.

Queries That Are Logged

Query logs contain only the queries that DNS resolvers forward to Route 53. If a DNS resolver has already cached the response to a query (such as the IP address for a load balancer for example.com), the resolver will continue to return the cached response. It doesn't forward another query to Route 53 until the TTL for the corresponding resource record set expires. Depending on how many DNS queries are submitted for a resource record set, and depending on the TTL for that resource record set, query logs might contain information about only one query out of every several thousand queries that are submitted to DNS. For more information about how DNS works, see [Routing Internet Traffic to Your Website or Web Application](#) in the *Amazon Route 53 Developer Guide*.

Log File Format

For a list of the values in each query log and the format of each value, see [Logging DNS Queries](#) in the *Amazon Route 53 Developer Guide*.

Pricing

For information about charges for query logs, see [Amazon CloudWatch Pricing](#).

How to Stop Logging

If you want Route 53 to stop sending query logs to CloudWatch Logs, delete the query logging configuration. For more information, see [DeleteQueryLoggingConfig](#).

Request Syntax

```
POST /2013-04-01/queryloggingconfig HTTP/1.1
<?xml version="1.0" encoding="UTF-8"?>
<CreateQueryLoggingConfigRequest xmlns="https://route53.amazonaws.com/doc/2013-04-01/">
  <CloudWatchLogsLogGroupArn>string</CloudWatchLogsLogGroupArn>
  <HostedZoneId>string</HostedZoneId>
</CreateQueryLoggingConfigRequest>
```


URI Request Parameters

The request does not use any URI parameters.

Request Body

The request accepts the following data in XML format.

CreateQueryLoggingConfigRequest

Root level tag for the CreateQueryLoggingConfigRequest parameters.

Required: Yes

CloudWatchLogsLogGroupArn

The Amazon Resource Name (ARN) for the log group that you want to Amazon Route 53 to send query logs to. This is the format of the ARN:

```
arn:aws:logs:region:account-id:log-group:log_group_name
```

To get the ARN for a log group, you can use the CloudWatch console, the [DescribeLogGroups](#) API action, the [describe-log-groups](#) command, or the applicable command in one of the AWS SDKs.

Type: String

Required: Yes

HostedZoneId

The ID of the hosted zone that you want to log queries for. You can log queries only for public hosted zones.

Type: String

Length Constraints: Maximum length of 32.

Required: Yes

Response Syntax

```
HTTP/1.1 201
```

```
Location: Location
<?xml version="1.0" encoding="UTF-8"?>
<CreateQueryLoggingConfigResponse>
  <QueryLoggingConfig>
    <CloudWatchLogsLogGroupArn>string</CloudWatchLogsLogGroupArn>
    <HostedZoneId>string</HostedZoneId>
    <Id>string</Id>
  </QueryLoggingConfig>
</CreateQueryLoggingConfigResponse>
```

Response Elements

If the action is successful, the service sends back an HTTP 201 response.

The response returns the following HTTP headers.

Location

The unique URL representing the new query logging configuration.

Length Constraints: Maximum length of 1024.

The following data is returned in XML format by the service.

CreateQueryLoggingConfigResponse

Root level tag for the CreateQueryLoggingConfigResponse parameters.

Required: Yes

QueryLoggingConfig

A complex type that contains the ID for a query logging configuration, the ID of the hosted zone that you want to log queries for, and the ARN for the log group that you want Amazon Route 53 to send query logs to.

Type: [QueryLoggingConfig](#) object

Errors

For information about the errors that are common to all actions, see [Common Errors](#).

ConcurrentModification

Another user submitted a request to create, update, or delete the object at the same time that you did. Retry the request.

HTTP Status Code: 400

InsufficientCloudWatchLogsResourcePolicy

Amazon Route 53 doesn't have the permissions required to create log streams and send query logs to log streams. Possible causes include the following:

- There is no resource policy that specifies the log group ARN in the value for Resource.
- The resource policy that includes the log group ARN in the value for Resource doesn't have the necessary permissions.
- The resource policy hasn't finished propagating yet.
- The Key management service (KMS) key you specified doesn't exist or it can't be used with the log group associated with query log. Update or provide a resource policy to grant permissions for the KMS key.
- The Key management service (KMS) key you specified is marked as disabled for the log group associated with query log. Update or provide a resource policy to grant permissions for the KMS key.

HTTP Status Code: 400

InvalidInput

The input is not valid.

HTTP Status Code: 400

NoSuchCloudWatchLogsLogGroup

There is no CloudWatch Logs log group with the specified ARN.

HTTP Status Code: 404

NoSuchHostedZone

No hosted zone exists with the ID that you specified.

HTTP Status Code: 404

QueryLoggingConfigAlreadyExists

You can create only one query logging configuration for a hosted zone, and a query logging configuration already exists for this hosted zone.

HTTP Status Code: 409

Examples

Example Request

The following request creates a configuration for the hosted zone Z1D633PJN98FT9. DNS query logs are sent to the log group with the ARN `arn:aws:logs:us-east-1:111111111111:log-group:/aws/route53/example.com`.

```
POST /2013-04-01/queryloggingconfig HTTP/1.1
<?xml version="1.0" encoding="UTF-8"?>
<CreateQueryLoggingConfigRequest xmlns="https://route53.amazonaws.com/doc/2013-04-01/">
  <CloudWatchLogsLogGroupArn>arn:aws:logs:us-east-1:111111111111:log-group:/aws/
route53/example.com</CloudWatchLogsLogGroupArn>
  <HostedZoneId>Z1D633PJN98FT9</HostedZoneId>
</CreateQueryLoggingConfigRequest>
```

Example Response

This example illustrates one usage of `CreateQueryLoggingConfig`.

```
HTTP/1.1 200 OK
<?xml version="1.0" encoding="UTF-8"?>
<CreateQueryLoggingConfigResponse xmlns="https://route53.amazonaws.com/
doc/2013-04-01/">
  <QueryLoggingConfig>
    <CloudWatchLogsLogGroupArn>arn:aws:logs:us-east-1:111111111111:log-group:/aws/
route53/example.com</CloudWatchLogsLogGroupArn>
    <HostedZoneId>Z1D633PJN98FT9</HostedZoneId>
    <Id>87654321-dcba-1234-abcd-1a2b3c4d5e6f</Id>
  </QueryLoggingConfig>
</CreateQueryLoggingConfigResponse>
```

See Also

For more information about using this API in one of the language-specific AWS SDKs, see the following:

- [AWS Command Line Interface](#)
- [AWS SDK for .NET](#)
- [AWS SDK for C++](#)
- [AWS SDK for Go v2](#)
- [AWS SDK for Java V2](#)
- [AWS SDK for JavaScript V3](#)
- [AWS SDK for PHP V3](#)
- [AWS SDK for Python](#)
- [AWS SDK for Ruby V3](#)

CreateReusableDelegationSet

Service: Amazon Route 53

Creates a delegation set (a group of four name servers) that can be reused by multiple hosted zones that were created by the same AWS account.

You can also create a reusable delegation set that uses the four name servers that are associated with an existing hosted zone. Specify the hosted zone ID in the `CreateReusableDelegationSet` request.

Note

You can't associate a reusable delegation set with a private hosted zone.

For information about using a reusable delegation set to configure white label name servers, see [Configuring White Label Name Servers](#).

The process for migrating existing hosted zones to use a reusable delegation set is comparable to the process for configuring white label name servers. You need to perform the following steps:

1. Create a reusable delegation set.
2. Recreate hosted zones, and reduce the TTL to 60 seconds or less.
3. Recreate resource record sets in the new hosted zones.
4. Change the registrar's name servers to use the name servers for the new hosted zones.
5. Monitor traffic for the website or application.
6. Change TTLs back to their original values.

If you want to migrate existing hosted zones to use a reusable delegation set, the existing hosted zones can't use any of the name servers that are assigned to the reusable delegation set. If one or more hosted zones do use one or more name servers that are assigned to the reusable delegation set, you can do one of the following:

- For small numbers of hosted zones—up to a few hundred—it's relatively easy to create reusable delegation sets until you get one that has four name servers that don't overlap with any of the name servers in your hosted zones.

- For larger numbers of hosted zones, the easiest solution is to use more than one reusable delegation set.
- For larger numbers of hosted zones, you can also migrate hosted zones that have overlapping name servers to hosted zones that don't have overlapping name servers, then migrate the hosted zones again to use the reusable delegation set.

Request Syntax

```
POST /2013-04-01/delegationset HTTP/1.1
<?xml version="1.0" encoding="UTF-8"?>
<CreateReusableDelegationSetRequest xmlns="https://route53.amazonaws.com/doc/2013-04-01/">
  <CallerReference>string</CallerReference>
  <HostedZoneId>string</HostedZoneId>
</CreateReusableDelegationSetRequest>
```

URI Request Parameters

The request does not use any URI parameters.

Request Body

The request accepts the following data in XML format.

[CreateReusableDelegationSetRequest](#)

Root level tag for the `CreateReusableDelegationSetRequest` parameters.

Required: Yes

[CallerReference](#)

A unique string that identifies the request, and that allows you to retry failed `CreateReusableDelegationSet` requests without the risk of executing the operation twice. You must use a unique `CallerReference` string every time you submit a `CreateReusableDelegationSet` request. `CallerReference` can be any unique string, for example a date/time stamp.

Type: String

Length Constraints: Minimum length of 1. Maximum length of 128.

Required: Yes

HostedZoneId

If you want to mark the delegation set for an existing hosted zone as reusable, the ID for that hosted zone.

Type: String

Length Constraints: Maximum length of 32.

Required: No

Response Syntax

```
HTTP/1.1 201
Location: Location
<?xml version="1.0" encoding="UTF-8"?>
<CreateReusableDelegationSetResponse>
  <DelegationSet>
    <CallerReference>string</CallerReference>
    <Id>string</Id>
    <NameServers>
      <NameServer>string</NameServer>
    </NameServers>
  </DelegationSet>
</CreateReusableDelegationSetResponse>
```

Response Elements

If the action is successful, the service sends back an HTTP 201 response.

The response returns the following HTTP headers.

Location

The unique URL representing the new reusable delegation set.

Length Constraints: Maximum length of 1024.

The following data is returned in XML format by the service.

CreateReusableDelegationSetResponse

Root level tag for the CreateReusableDelegationSetResponse parameters.

Required: Yes

DelegationSet

A complex type that contains name server information.

Type: [DelegationSet](#) object

Errors

For information about the errors that are common to all actions, see [Common Errors](#).

DelegationSetAlreadyCreated

A delegation set with the same owner and caller reference combination has already been created.

HTTP Status Code: 400

DelegationSetAlreadyReusable

The specified delegation set has already been marked as reusable.

HTTP Status Code: 400

DelegationSetNotAvailable

You can create a hosted zone that has the same name as an existing hosted zone (example.com is common), but there is a limit to the number of hosted zones that have the same name. If you get this error, Amazon Route 53 has reached that limit. If you own the domain name and Route 53 generates this error, contact Customer Support.

HTTP Status Code: 400

HostedZoneNotFound

The specified HostedZone can't be found.

HTTP Status Code: 400

InvalidArgument

Parameter name is not valid.

HTTP Status Code: 400

InvalidInput

The input is not valid.

HTTP Status Code: 400

LimitsExceeded

This operation can't be completed because the current account has reached the limit on the resource you are trying to create. To request a higher limit, [create a case](#) with the AWS Support Center.

HTTP Status Code: 400

Examples

Example Request

This example illustrates one usage of `CreateReusableDelegationSet`.

```
POST /2013-04-01/delegationset HTTP/1.1
<?xml version="1.0" encoding="UTF-8"?>
<CreateReusableDelegationSetRequest xmlns="https://route53.amazonaws.com/doc/2013-04-01/">
  <CallerReference>2017-03-15T01:36:41.958Z</CallerReference>
  <HostedZoneId>Z1D633PEXAMPLE</HostedZoneId>
</CreateReusableDelegationSetRequest>
```

Example Response

This example illustrates one usage of `CreateReusableDelegationSet`.

```
HTTP/1.1 201 Created
<?xml version="1.0" encoding="UTF-8"?>
<CreateReusableDelegationSetResponse xmlns="https://route53.amazonaws.com/doc/2013-04-01/">
  <DelegationSet>
```

```
<Id>/delegationset/N1PA6795SAMPLE</Id>
<CallerReference>2017-03-15T01:36:41.958Z</CallerReference>
<NameServers>
  <NameServer>ns-2048.awsdns-64.com</NameServer>
  <NameServer>ns-2049.awsdns-65.net</NameServer>
  <NameServer>ns-2050.awsdns-66.org</NameServer>
  <NameServer>ns-2051.awsdns-67.co.uk</NameServer>
</NameServers>
</DelegationSet>
</CreateReusableDelegationSetResponse>
```

See Also

For more information about using this API in one of the language-specific AWS SDKs, see the following:

- [AWS Command Line Interface](#)
- [AWS SDK for .NET](#)
- [AWS SDK for C++](#)
- [AWS SDK for Go v2](#)
- [AWS SDK for Java V2](#)
- [AWS SDK for JavaScript V3](#)
- [AWS SDK for PHP V3](#)
- [AWS SDK for Python](#)
- [AWS SDK for Ruby V3](#)

CreateTrafficPolicy

Service: Amazon Route 53

Creates a traffic policy, which you use to create multiple DNS resource record sets for one domain name (such as example.com) or one subdomain name (such as www.example.com).

Request Syntax

```
POST /2013-04-01/trafficpolicy HTTP/1.1
<?xml version="1.0" encoding="UTF-8"?>
<CreateTrafficPolicyRequest xmlns="https://route53.amazonaws.com/doc/2013-04-01/">
  <Comment>string</Comment>
  <Document>string</Document>
  <Name>string</Name>
</CreateTrafficPolicyRequest>
```

URI Request Parameters

The request does not use any URI parameters.

Request Body

The request accepts the following data in XML format.

[CreateTrafficPolicyRequest](#)

Root level tag for the CreateTrafficPolicyRequest parameters.

Required: Yes

[Comment](#)

(Optional) Any comments that you want to include about the traffic policy.

Type: String

Length Constraints: Maximum length of 1024.

Required: No

[Document](#)

The definition of this traffic policy in JSON format. For more information, see [Traffic Policy Document Format](#).

Type: String

Length Constraints: Maximum length of 102400.

Required: Yes

Name

The name of the traffic policy.

Type: String

Length Constraints: Maximum length of 512.

Required: Yes

Response Syntax

```
HTTP/1.1 201
Location: Location
<?xml version="1.0" encoding="UTF-8"?>
<CreateTrafficPolicyResponse>
  <TrafficPolicy>
    <Comment>string</Comment>
    <Document>string</Document>
    <Id>string</Id>
    <Name>string</Name>
    <Type>string</Type>
    <Version>integer</Version>
  </TrafficPolicy>
</CreateTrafficPolicyResponse>
```

Response Elements

If the action is successful, the service sends back an HTTP 201 response.

The response returns the following HTTP headers.

Location

A unique URL that represents a new traffic policy.

Length Constraints: Maximum length of 1024.

The following data is returned in XML format by the service.

CreateTrafficPolicyResponse

Root level tag for the CreateTrafficPolicyResponse parameters.

Required: Yes

TrafficPolicy

A complex type that contains settings for the new traffic policy.

Type: [TrafficPolicy](#) object

Errors

For information about the errors that are common to all actions, see [Common Errors](#).

InvalidInput

The input is not valid.

HTTP Status Code: 400

InvalidTrafficPolicyDocument

The format of the traffic policy document that you specified in the Document element is not valid.

HTTP Status Code: 400

TooManyTrafficPolicies

This traffic policy can't be created because the current account has reached the limit on the number of traffic policies.

For information about default limits, see [Limits](#) in the *Amazon Route 53 Developer Guide*.

To get the current limit for an account, see [GetAccountLimit](#).

To request a higher limit, [create a case](#) with the AWS Support Center.

HTTP Status Code: 400

TrafficPolicyAlreadyExists

A traffic policy that has the same value for Name already exists.

HTTP Status Code: 409

Examples

Example Request

This example illustrates one usage of CreateTrafficPolicy.

```
POST /2013-04-01/trafficpolicy HTTP/1.1
<?xml version="1.0" encoding="UTF-8"?>
<CreateTrafficPolicyRequest xmlns="https://route53.amazonaws.com/doc/2013-04-01/">
  <Name>MyTrafficPolicy</Name>
  <Document>traffic policy definition in JSON format</Document>
  <Comment>First traffic policy</Comment>
</CreateTrafficPolicyRequest>
```

Example Response

This example illustrates one usage of CreateTrafficPolicy.

```
HTTP/1.1 200 OK
<?xml version="1.0" encoding="UTF-8"?>
<CreateTrafficPolicyResponse xmlns="https://route53.amazonaws.com/doc/2013-04-01/">
  <TrafficPolicy>
    <Id>12345</Id>
    <Version>1</Version>
    <Name>MyTrafficPolicy</Name>
    <Type>A</Type>
    <Document>traffic policy definition in JSON format</Document>
    <Comment>First traffic policy</Comment>
  </TrafficPolicy>
</CreateTrafficPolicyResponse>
```

See Also

For more information about using this API in one of the language-specific AWS SDKs, see the following:

- [AWS Command Line Interface](#)
- [AWS SDK for .NET](#)
- [AWS SDK for C++](#)
- [AWS SDK for Go v2](#)
- [AWS SDK for Java V2](#)
- [AWS SDK for JavaScript V3](#)
- [AWS SDK for PHP V3](#)
- [AWS SDK for Python](#)
- [AWS SDK for Ruby V3](#)

CreateTrafficPolicyInstance

Service: Amazon Route 53

Creates resource record sets in a specified hosted zone based on the settings in a specified traffic policy version. In addition, `CreateTrafficPolicyInstance` associates the resource record sets with a specified domain name (such as `example.com`) or subdomain name (such as `www.example.com`). Amazon Route 53 responds to DNS queries for the domain or subdomain name by using the resource record sets that `CreateTrafficPolicyInstance` created.

Note

After you submit an `CreateTrafficPolicyInstance` request, there's a brief delay while Amazon Route 53 creates the resource record sets that are specified in the traffic policy definition. Use `GetTrafficPolicyInstance` with the `id` of new traffic policy instance to confirm that the `CreateTrafficPolicyInstance` request completed successfully. For more information, see the `State` response element.

Request Syntax

```
POST /2013-04-01/trafficpolicyinstance HTTP/1.1
<?xml version="1.0" encoding="UTF-8"?>
<CreateTrafficPolicyInstanceRequest xmlns="https://route53.amazonaws.com/doc/2013-04-01/">
  <HostedZoneId>string</HostedZoneId>
  <Name>string</Name>
  <TrafficPolicyId>string</TrafficPolicyId>
  <TrafficPolicyVersion>integer</TrafficPolicyVersion>
  <TTL>long</TTL>
</CreateTrafficPolicyInstanceRequest>
```

URI Request Parameters

The request does not use any URI parameters.

Request Body

The request accepts the following data in XML format.

CreateTrafficPolicyInstanceRequest

Root level tag for the CreateTrafficPolicyInstanceRequest parameters.

Required: Yes

HostedZoneId

The ID of the hosted zone that you want Amazon Route 53 to create resource record sets in by using the configuration in a traffic policy.

Type: String

Length Constraints: Maximum length of 32.

Required: Yes

Name

The domain name (such as example.com) or subdomain name (such as www.example.com) for which Amazon Route 53 responds to DNS queries by using the resource record sets that Route 53 creates for this traffic policy instance.

Type: String

Length Constraints: Maximum length of 1024.

Required: Yes

TrafficPolicyId

The ID of the traffic policy that you want to use to create resource record sets in the specified hosted zone.

Type: String

Length Constraints: Minimum length of 1. Maximum length of 36.

Required: Yes

TrafficPolicyVersion

The version of the traffic policy that you want to use to create resource record sets in the specified hosted zone.

Type: Integer

Valid Range: Minimum value of 1. Maximum value of 1000.

Required: Yes

TTL

(Optional) The TTL that you want Amazon Route 53 to assign to all of the resource record sets that it creates in the specified hosted zone.

Type: Long

Valid Range: Minimum value of 0. Maximum value of 2147483647.

Required: Yes

Response Syntax

```
HTTP/1.1 201
Location: Location
<?xml version="1.0" encoding="UTF-8"?>
<CreateTrafficPolicyInstanceResponse>
  <TrafficPolicyInstance>
    <HostedZoneId>string</HostedZoneId>
    <Id>string</Id>
    <Message>string</Message>
    <Name>string</Name>
    <State>string</State>
    <TrafficPolicyId>string</TrafficPolicyId>
    <TrafficPolicyType>string</TrafficPolicyType>
    <TrafficPolicyVersion>integer</TrafficPolicyVersion>
    <TTL>long</TTL>
  </TrafficPolicyInstance>
</CreateTrafficPolicyInstanceResponse>
```

Response Elements

If the action is successful, the service sends back an HTTP 201 response.

The response returns the following HTTP headers.

Location

A unique URL that represents a new traffic policy instance.

Length Constraints: Maximum length of 1024.

The following data is returned in XML format by the service.

CreateTrafficPolicyInstanceResponse

Root level tag for the CreateTrafficPolicyInstanceResponse parameters.

Required: Yes

TrafficPolicyInstance

A complex type that contains settings for the new traffic policy instance.

Type: TrafficPolicyInstance object

Errors

For information about the errors that are common to all actions, see [Common Errors](#).

InvalidInput

The input is not valid.

HTTP Status Code: 400

NoSuchHostedZone

No hosted zone exists with the ID that you specified.

HTTP Status Code: 404

NoSuchTrafficPolicy

No traffic policy exists with the specified ID.

HTTP Status Code: 404

TooManyTrafficPolicyInstances

This traffic policy instance can't be created because the current account has reached the limit on the number of traffic policy instances.

For information about default limits, see [Limits](#) in the *Amazon Route 53 Developer Guide*.

For information about how to get the current limit for an account, see [GetAccountLimit](#).

To request a higher limit, [create a case](#) with the AWS Support Center.

HTTP Status Code: 400

TrafficPolicyInstanceAlreadyExists

There is already a traffic policy instance with the specified ID.

HTTP Status Code: 409

Examples

Example Request

This example illustrates one usage of `CreateTrafficPolicyInstance`.

```
POST /2013-04-01/trafficpolicyinstance HTTP/1.1
<?xml version="1.0" encoding="UTF-8"?>
<CreateTrafficPolicyInstanceRequest xmlns="https://route53.amazonaws.com/doc/2013-04-01/">
  <HostedZoneId>Z1D633PJN98FT9</HostedZoneId>
  <Name>www.example.com</Name>
  <TTL>300</TTL>
  <TrafficPolicyId>12345678-abcd-9876-fedc-1a2b3c4de5f6</TrafficPolicyId>
  <TrafficPolicyVersion>3</TrafficPolicyVersion>
</CreateTrafficPolicyInstanceRequest>
```

Example Response

This example illustrates one usage of `CreateTrafficPolicyInstance`.

```
HTTP/1.1 200 OK
<?xml version="1.0" encoding="UTF-8"?>
<CreateTrafficPolicyInstanceResponse xmlns="https://route53.amazonaws.com/doc/2013-04-01/">
  <TrafficPolicyInstance>
    <Id>12131415-abac-5432-caba-6f5e4d3c2b1a</Id>
    <HostedZoneId>Z1D633PJN98FT9</HostedZoneId>
    <Name>www.example.com</Name>
    <TTL>300</TTL>
    <State>Applied</State>
```

```
<Message/>
<TrafficPolicyId>12345678-abcd-9876-fedc-1a2b3c4de5f6</TrafficPolicyId>
<TrafficPolicyVersion>3</TrafficPolicyVersion>
<TrafficPolicyType>A</TrafficPolicyType>
</TrafficPolicyInstance>
</CreateTrafficPolicyInstanceResponse>
```

See Also

For more information about using this API in one of the language-specific AWS SDKs, see the following:

- [AWS Command Line Interface](#)
- [AWS SDK for .NET](#)
- [AWS SDK for C++](#)
- [AWS SDK for Go v2](#)
- [AWS SDK for Java V2](#)
- [AWS SDK for JavaScript V3](#)
- [AWS SDK for PHP V3](#)
- [AWS SDK for Python](#)
- [AWS SDK for Ruby V3](#)

CreateTrafficPolicyVersion

Service: Amazon Route 53

Creates a new version of an existing traffic policy. When you create a new version of a traffic policy, you specify the ID of the traffic policy that you want to update and a JSON-formatted document that describes the new version. You use traffic policies to create multiple DNS resource record sets for one domain name (such as example.com) or one subdomain name (such as www.example.com). You can create a maximum of 1000 versions of a traffic policy. If you reach the limit and need to create another version, you'll need to start a new traffic policy.

Request Syntax

```
POST /2013-04-01/trafficpolicy/Id HTTP/1.1
<?xml version="1.0" encoding="UTF-8"?>
<CreateTrafficPolicyVersionRequest xmlns="https://route53.amazonaws.com/doc/2013-04-01/">
  <Comment>string</Comment>
  <Document>string</Document>
</CreateTrafficPolicyVersionRequest>
```

URI Request Parameters

The request uses the following URI parameters.

Id

The ID of the traffic policy for which you want to create a new version.

Length Constraints: Minimum length of 1. Maximum length of 36.

Required: Yes

Request Body

The request accepts the following data in XML format.

CreateTrafficPolicyVersionRequest

Root level tag for the CreateTrafficPolicyVersionRequest parameters.

Required: Yes

Comment

The comment that you specified in the `CreateTrafficPolicyVersion` request, if any.

Type: String

Length Constraints: Maximum length of 1024.

Required: No

Document

The definition of this version of the traffic policy, in JSON format. You specified the JSON in the `CreateTrafficPolicyVersion` request. For more information about the JSON format, see [CreateTrafficPolicy](#).

Type: String

Length Constraints: Maximum length of 102400.

Required: Yes

Response Syntax

```
HTTP/1.1 201
Location: Location
<?xml version="1.0" encoding="UTF-8"?>
<CreateTrafficPolicyVersionResponse>
  <TrafficPolicy>
    <Comment>string</Comment>
    <Document>string</Document>
    <Id>string</Id>
    <Name>string</Name>
    <Type>string</Type>
    <Version>integer</Version>
  </TrafficPolicy>
</CreateTrafficPolicyVersionResponse>
```

Response Elements

If the action is successful, the service sends back an HTTP 201 response.

The response returns the following HTTP headers.

Location

A unique URL that represents a new traffic policy version.

Length Constraints: Maximum length of 1024.

The following data is returned in XML format by the service.

CreateTrafficPolicyVersionResponse

Root level tag for the CreateTrafficPolicyVersionResponse parameters.

Required: Yes

TrafficPolicy

A complex type that contains settings for the new version of the traffic policy.

Type: [TrafficPolicy](#) object

Errors

For information about the errors that are common to all actions, see [Common Errors](#).

ConcurrentModification

Another user submitted a request to create, update, or delete the object at the same time that you did. Retry the request.

HTTP Status Code: 400

InvalidInput

The input is not valid.

HTTP Status Code: 400

InvalidTrafficPolicyDocument

The format of the traffic policy document that you specified in the Document element is not valid.

HTTP Status Code: 400

NoSuchTrafficPolicy

No traffic policy exists with the specified ID.

HTTP Status Code: 404

TooManyTrafficPolicyVersionsForCurrentPolicy

This traffic policy version can't be created because you've reached the limit of 1000 on the number of versions that you can create for the current traffic policy.

To create more traffic policy versions, you can use [GetTrafficPolicy](#) to get the traffic policy document for a specified traffic policy version, and then use [CreateTrafficPolicy](#) to create a new traffic policy using the traffic policy document.

HTTP Status Code: 400

Examples

Example Request

This example illustrates one usage of `CreateTrafficPolicyVersion`.

```
POST /2013-04-01/trafficpolicy/traffic policy ID HTTP/1.1
<?xml version="1.0" encoding="UTF-8"?>
<CreateTrafficPolicyVersionRequest xmlns="https://route53.amazonaws.com/doc/2013-04-01/">
  <Document>updated traffic policy definition in JSON format</Document>
  <Comment>Added us-east-2 region to traffic policy</Comment>
</CreateTrafficPolicyVersionRequest>
```

Example Response

This example illustrates one usage of `CreateTrafficPolicyVersion`.

```
HTTP/1.1 200 OK
<?xml version="1.0" encoding="UTF-8"?>
<CreateTrafficPolicyVersionResponse xmlns="https://route53.amazonaws.com/doc/2013-04-01/">
  <TrafficPolicy>
    <Id>12345678-abcd-9876-fedc-1a2b3c4de5f6</Id>
    <Version>2</Version>
```

```
<Name>MyTrafficPolicy</Name>
<Type>A</Type>
<Document>updated traffic policy definition in JSON format</Document>
<Comment>Added us-east-2 region to traffic policy</Comment>
</TrafficPolicy>
</CreateTrafficPolicyVersionResponse>
```

See Also

For more information about using this API in one of the language-specific AWS SDKs, see the following:

- [AWS Command Line Interface](#)
- [AWS SDK for .NET](#)
- [AWS SDK for C++](#)
- [AWS SDK for Go v2](#)
- [AWS SDK for Java V2](#)
- [AWS SDK for JavaScript V3](#)
- [AWS SDK for PHP V3](#)
- [AWS SDK for Python](#)
- [AWS SDK for Ruby V3](#)

CreateVPCAssociationAuthorization

Service: Amazon Route 53

Authorizes the AWS account that created a specified VPC to submit an `AssociateVPCWithHostedZone` request to associate the VPC with a specified hosted zone that was created by a different account. To submit a `CreateVPCAssociationAuthorization` request, you must use the account that created the hosted zone. After you authorize the association, use the account that created the VPC to submit an `AssociateVPCWithHostedZone` request.

Note

If you want to associate multiple VPCs that you created by using one account with a hosted zone that you created by using a different account, you must submit one authorization request for each VPC.

Request Syntax

```
POST /2013-04-01/hostedzone/Id/authorizevpcassociation HTTP/1.1
<?xml version="1.0" encoding="UTF-8"?>
<CreateVPCAssociationAuthorizationRequest xmlns="https://route53.amazonaws.com/doc/2013-04-01/">
  <VPC>
    <VPCId>string</VPCId>
    <VPCRegion>string</VPCRegion>
  </VPC>
</CreateVPCAssociationAuthorizationRequest>
```

URI Request Parameters

The request uses the following URI parameters.

Id

The ID of the private hosted zone that you want to authorize associating a VPC with.

Length Constraints: Maximum length of 32.

Required: Yes

Request Body

The request accepts the following data in XML format.

[CreateVPCAssociationAuthorizationRequest](#)

Root level tag for the CreateVPCAssociationAuthorizationRequest parameters.

Required: Yes

[VPC](#)

A complex type that contains the VPC ID and region for the VPC that you want to authorize associating with your hosted zone.

Type: [VPC](#) object

Required: Yes

Response Syntax

```
HTTP/1.1 200
<?xml version="1.0" encoding="UTF-8"?>
<CreateVPCAssociationAuthorizationResponse>
  <HostedZoneId>string</HostedZoneId>
  <VPC>
    <VPCId>string</VPCId>
    <VPCRegion>string</VPCRegion>
  </VPC>
</CreateVPCAssociationAuthorizationResponse>
```

Response Elements

If the action is successful, the service sends back an HTTP 200 response.

The following data is returned in XML format by the service.

[CreateVPCAssociationAuthorizationResponse](#)

Root level tag for the CreateVPCAssociationAuthorizationResponse parameters.

Required: Yes

HostedZoneId

The ID of the hosted zone that you authorized associating a VPC with.

Type: String

Length Constraints: Maximum length of 32.

VPC

The VPC that you authorized associating with a hosted zone.

Type: [VPC](#) object

Errors

For information about the errors that are common to all actions, see [Common Errors](#).

ConcurrentModification

Another user submitted a request to create, update, or delete the object at the same time that you did. Retry the request.

HTTP Status Code: 400

InvalidInput

The input is not valid.

HTTP Status Code: 400

InvalidVPCId

The VPC ID that you specified either isn't a valid ID or the current account is not authorized to access this VPC.

HTTP Status Code: 400

NoSuchHostedZone

No hosted zone exists with the ID that you specified.

HTTP Status Code: 404

TooManyVPCAssociationAuthorizations

You've created the maximum number of authorizations that can be created for the specified hosted zone. To authorize another VPC to be associated with the hosted zone, submit a `DeleteVPCAssociationAuthorization` request to remove an existing authorization. To get a list of existing authorizations, submit a `ListVPCAssociationAuthorizations` request.

HTTP Status Code: 400

Examples

Example request

This example illustrates one usage of `CreateVPCAssociationAuthorization`.

```
POST /2013-04-01/hostedzone/Z1PA6795UKMFR9/authorizevpcassociation HTTP/1.1
<?xml version="1.0" encoding="UTF-8"?>
<CreateVPCAssociationAuthorizationRequest xmlns="https://route53.amazonaws.com/doc/2013-04-01/">
  <VPC>
    <VPCId>vpc-a1b2c3d4e5</VPCId>
    <VPCRegion>us-east-2</VPCRegion>
  </VPC>
</CreateVPCAssociationAuthorizationRequest>
```

Example Response

This example illustrates one usage of `CreateVPCAssociationAuthorization`.

```
HTTP/1.1 200
<?xml version="1.0" encoding="UTF-8"?>
<CreateVPCAssociationAuthorizationResponse>
  <HostedZoneId>Z1PA6795UKMFR9</HostedZoneId>
  <VPC>
    <VPCId>vpc-a1b2c3d4e5</VPCId>
    <VPCRegion>us-east-2</VPCRegion>
  </VPC>
</CreateVPCAssociationAuthorizationResponse>
```

See Also

For more information about using this API in one of the language-specific AWS SDKs, see the following:

- [AWS Command Line Interface](#)
- [AWS SDK for .NET](#)
- [AWS SDK for C++](#)
- [AWS SDK for Go v2](#)
- [AWS SDK for Java V2](#)
- [AWS SDK for JavaScript V3](#)
- [AWS SDK for PHP V3](#)
- [AWS SDK for Python](#)
- [AWS SDK for Ruby V3](#)

DeactivateKeySigningKey

Service: Amazon Route 53

Deactivates a key-signing key (KSK) so that it will not be used for signing by DNSSEC. This operation changes the KSK status to INACTIVE.

Request Syntax

```
POST /2013-04-01/keysigningkey/HostedZoneId/Name/deactivate HTTP/1.1
```

URI Request Parameters

The request uses the following URI parameters.

HostedZoneId

A unique string used to identify a hosted zone.

Length Constraints: Maximum length of 32.

Required: Yes

Name

A string used to identify a key-signing key (KSK).

Length Constraints: Minimum length of 3. Maximum length of 128.

Required: Yes

Request Body

The request does not have a request body.

Response Syntax

```
HTTP/1.1 200
<?xml version="1.0" encoding="UTF-8"?>
<DeactivateKeySigningKeyResponse>
  <ChangeInfo>
    <Comment>string</Comment>
```

```
<Id>string</Id>  
<Status>string</Status>  
<SubmittedAt>timestamp</SubmittedAt>  
</ChangeInfo>  
</DeactivateKeySigningKeyResponse>
```

Response Elements

If the action is successful, the service sends back an HTTP 200 response.

The following data is returned in XML format by the service.

DeactivateKeySigningKeyResponse

Root level tag for the DeactivateKeySigningKeyResponse parameters.

Required: Yes

ChangeInfo

A complex type that describes change information about changes made to your hosted zone.

Type: [ChangeInfo](#) object

Errors

For information about the errors that are common to all actions, see [Common Errors](#).

ConcurrentModification

Another user submitted a request to create, update, or delete the object at the same time that you did. Retry the request.

HTTP Status Code: 400

InvalidInput

The input is not valid.

HTTP Status Code: 400

InvalidKeySigningKeyStatus

The key-signing key (KSK) status isn't valid or another KSK has the status INTERNAL_FAILURE.

HTTP Status Code: 400

InvalidSigningStatus

Your hosted zone status isn't valid for this operation. In the hosted zone, change the status to enable DNSSEC or disable DNSSEC.

HTTP Status Code: 400

KeySigningKeyInParentDSRecord

The key-signing key (KSK) is specified in a parent DS record.

HTTP Status Code: 400

KeySigningKeyInUse

The key-signing key (KSK) that you specified can't be deactivated because it's the only KSK for a currently-enabled DNSSEC. Disable DNSSEC signing, or add or enable another KSK.

HTTP Status Code: 400

NoSuchKeySigningKey

The specified key-signing key (KSK) doesn't exist.

HTTP Status Code: 404

See Also

For more information about using this API in one of the language-specific AWS SDKs, see the following:

- [AWS Command Line Interface](#)
- [AWS SDK for .NET](#)
- [AWS SDK for C++](#)
- [AWS SDK for Go v2](#)
- [AWS SDK for Java V2](#)
- [AWS SDK for JavaScript V3](#)
- [AWS SDK for PHP V3](#)
- [AWS SDK for Python](#)

- [AWS SDK for Ruby V3](#)

DeleteCidrCollection

Service: Amazon Route 53

Deletes a CIDR collection in the current AWS account. The collection must be empty before it can be deleted.

Request Syntax

```
DELETE /2013-04-01/cidrcollection/CidrCollectionId HTTP/1.1
```

URI Request Parameters

The request uses the following URI parameters.

CidrCollectionId

The UUID of the collection to delete.

Pattern: `[0-9a-f]{8}-(?:[0-9a-f]{4}-){3}[0-9a-f]{12}`

Required: Yes

Request Body

The request does not have a request body.

Response Syntax

```
HTTP/1.1 200
```

Response Elements

If the action is successful, the service sends back an HTTP 200 response with an empty HTTP body.

Errors

For information about the errors that are common to all actions, see [Common Errors](#).

CidrCollectionInUseException

This CIDR collection is in use, and isn't empty.

HTTP Status Code: 400

ConcurrentModification

Another user submitted a request to create, update, or delete the object at the same time that you did. Retry the request.

HTTP Status Code: 400

InvalidInput

The input is not valid.

HTTP Status Code: 400

NoSuchCidrCollectionException

The CIDR collection you specified, doesn't exist.

HTTP Status Code: 404

Examples

Example request

This example illustrates one usage of `DeleteCidrCollection`.

```
DELETE /2013-04-01/cidrcollection/c8c02a84-aaaa-bbbb-e0d2-d833a2f80106
```

Example response

This example illustrates one usage of `DeleteCidrCollection`.

```
HTTP/1.1 200 OK
<?xml version="1.0"?>
<DeleteCidrCollectionResponse xmlns="https://route53.amazonaws.com/doc/2013-04-01/">
```

See Also

For more information about using this API in one of the language-specific AWS SDKs, see the following:

- [AWS Command Line Interface](#)
- [AWS SDK for .NET](#)
- [AWS SDK for C++](#)
- [AWS SDK for Go v2](#)
- [AWS SDK for Java V2](#)
- [AWS SDK for JavaScript V3](#)
- [AWS SDK for PHP V3](#)
- [AWS SDK for Python](#)
- [AWS SDK for Ruby V3](#)

DeleteHealthCheck

Service: Amazon Route 53

Deletes a health check.

Important

Amazon Route 53 does not prevent you from deleting a health check even if the health check is associated with one or more resource record sets. If you delete a health check and you don't update the associated resource record sets, the future status of the health check can't be predicted and may change. This will affect the routing of DNS queries for your DNS failover configuration. For more information, see [Replacing and Deleting Health Checks](#) in the *Amazon Route 53 Developer Guide*.

If you're using AWS Cloud Map and you configured Cloud Map to create a Route 53 health check when you register an instance, you can't use the Route 53 `DeleteHealthCheck` command to delete the health check. The health check is deleted automatically when you deregister the instance; there can be a delay of several hours before the health check is deleted from Route 53.

Request Syntax

```
DELETE /2013-04-01/healthcheck/HealthCheckId HTTP/1.1
```

URI Request Parameters

The request uses the following URI parameters.

HealthCheckId

The ID of the health check that you want to delete.

Length Constraints: Maximum length of 64.

Required: Yes

Request Body

The request does not have a request body.

Response Syntax

```
HTTP/1.1 200
```

Response Elements

If the action is successful, the service sends back an HTTP 200 response with an empty HTTP body.

Errors

For information about the errors that are common to all actions, see [Common Errors](#).

HealthCheckInUse

This error has been deprecated.

This error code is not in use.

HTTP Status Code: 400

InvalidInput

The input is not valid.

HTTP Status Code: 400

NoSuchHealthCheck

No health check exists with the specified ID.

HTTP Status Code: 404

Examples

Example Request

This example illustrates one usage of DeleteHealthCheck.

```
DELETE /2013-04-01/healthcheck/abcdef11-2222-3333-4444-555555fedcba
```

Example Response

This example illustrates one usage of DeleteHealthCheck.

```
HTTP/1.1 200 OK
<?xml version="1.0" encoding="UTF-8"?>
<DeleteHealthCheckResponse xmlns="https://route53.amazonaws.com/doc/2013-04-01/">
</DeleteHealthCheckResponse>
```

See Also

For more information about using this API in one of the language-specific AWS SDKs, see the following:

- [AWS Command Line Interface](#)
- [AWS SDK for .NET](#)
- [AWS SDK for C++](#)
- [AWS SDK for Go v2](#)
- [AWS SDK for Java V2](#)
- [AWS SDK for JavaScript V3](#)
- [AWS SDK for PHP V3](#)
- [AWS SDK for Python](#)
- [AWS SDK for Ruby V3](#)

DeleteHostedZone

Service: Amazon Route 53

Deletes a hosted zone.

If the hosted zone was created by another service, such as AWS Cloud Map, see [Deleting Public Hosted Zones That Were Created by Another Service](#) in the *Amazon Route 53 Developer Guide* for information about how to delete it. (The process is the same for public and private hosted zones that were created by another service.)

If you want to keep your domain registration but you want to stop routing internet traffic to your website or web application, we recommend that you delete resource record sets in the hosted zone instead of deleting the hosted zone.

Important

If you delete a hosted zone, you can't undelete it. You must create a new hosted zone and update the name servers for your domain registration, which can require up to 48 hours to take effect. (If you delegated responsibility for a subdomain to a hosted zone and you delete the child hosted zone, you must update the name servers in the parent hosted zone.) In addition, if you delete a hosted zone, someone could hijack the domain and route traffic to their own resources using your domain name.

If you want to avoid the monthly charge for the hosted zone, you can transfer DNS service for the domain to a free DNS service. When you transfer DNS service, you have to update the name servers for the domain registration. If the domain is registered with Route 53, see [UpdateDomainNameservers](#) for information about how to replace Route 53 name servers with name servers for the new DNS service. If the domain is registered with another registrar, use the method provided by the registrar to update name servers for the domain registration. For more information, perform an internet search on "free DNS service."

You can delete a hosted zone only if it contains only the default SOA record and NS resource record sets. If the hosted zone contains other resource record sets, you must delete them before you can delete the hosted zone. If you try to delete a hosted zone that contains other resource record sets, the request fails, and Route 53 returns a `HostedZoneNotEmpty` error. For information about deleting records from your hosted zone, see [ChangeResourceRecordSets](#).

To verify that the hosted zone has been deleted, do one of the following:

- Use the `GetHostedZone` action to request information about the hosted zone.
- Use the `ListHostedZones` action to get a list of the hosted zones associated with the current AWS account.

Request Syntax

```
DELETE /2013-04-01/hostedzone/Id HTTP/1.1
```

URI Request Parameters

The request uses the following URI parameters.

Id

The ID of the hosted zone you want to delete.

Length Constraints: Maximum length of 32.

Required: Yes

Request Body

The request does not have a request body.

Response Syntax

```
HTTP/1.1 200
<?xml version="1.0" encoding="UTF-8"?>
<DeleteHostedZoneResponse>
  <ChangeInfo>
    <Comment>string</Comment>
    <Id>string</Id>
    <Status>string</Status>
    <SubmittedAt>timestamp</SubmittedAt>
  </ChangeInfo>
</DeleteHostedZoneResponse>
```

Response Elements

If the action is successful, the service sends back an HTTP 200 response.

The following data is returned in XML format by the service.

DeleteHostedZoneResponse

Root level tag for the DeleteHostedZoneResponse parameters.

Required: Yes

ChangeInfo

A complex type that contains the ID, the status, and the date and time of a request to delete a hosted zone.

Type: [ChangeInfo](#) object

Errors

For information about the errors that are common to all actions, see [Common Errors](#).

HostedZoneNotEmpty

The hosted zone contains resource records that are not SOA or NS records.

HTTP Status Code: 400

InvalidDomainName

The specified domain name is not valid.

HTTP Status Code: 400

InvalidInput

The input is not valid.

HTTP Status Code: 400

NoSuchHostedZone

No hosted zone exists with the ID that you specified.

HTTP Status Code: 404

PriorRequestNotComplete

If Amazon Route 53 can't process a request before the next request arrives, it will reject subsequent requests for the same hosted zone and return an HTTP `400` error (Bad

request). If Route 53 returns this error repeatedly for the same request, we recommend that you wait, in intervals of increasing duration, before you try the request again.

HTTP Status Code: 400

Examples

Example Request

This example illustrates one usage of DeleteHostedZone.

```
DELETE /2013-04-01/hostedzone/Z1PA6795UKMFR9
```

Example Response

This example illustrates one usage of DeleteHostedZone.

```
HTTP/1.1 200 OK
<?xml version="1.0" encoding="UTF-8"?>
<DeleteHostedZoneResponse xmlns="https://route53.amazonaws.com/doc/2013-04-01/">
  <ChangeInfo>
    <Id>/change/C1PA6795UKMFR9</Id>
    <Status>PENDING</Status>
    <SubmittedAt>2017-03-10T01:36:41.958Z</SubmittedAt>
  </ChangeInfo>
</DeleteHostedZoneResponse>
```

See Also

For more information about using this API in one of the language-specific AWS SDKs, see the following:

- [AWS Command Line Interface](#)
- [AWS SDK for .NET](#)
- [AWS SDK for C++](#)
- [AWS SDK for Go v2](#)
- [AWS SDK for Java V2](#)
- [AWS SDK for JavaScript V3](#)

- [AWS SDK for PHP V3](#)
- [AWS SDK for Python](#)
- [AWS SDK for Ruby V3](#)

DeleteKeySigningKey

Service: Amazon Route 53

Deletes a key-signing key (KSK). Before you can delete a KSK, you must deactivate it. The KSK must be deactivated before you can delete it regardless of whether the hosted zone is enabled for DNSSEC signing.

You can use [DeactivateKeySigningKey](#) to deactivate the key before you delete it.

Use [GetDNSSEC](#) to verify that the KSK is in an INACTIVE status.

Request Syntax

```
DELETE /2013-04-01/keysigningkey/HostedZoneId/Name HTTP/1.1
```

URI Request Parameters

The request uses the following URI parameters.

HostedZoneId

A unique string used to identify a hosted zone.

Length Constraints: Maximum length of 32.

Required: Yes

Name

A string used to identify a key-signing key (KSK).

Length Constraints: Minimum length of 3. Maximum length of 128.

Required: Yes

Request Body

The request does not have a request body.

Response Syntax

```
HTTP/1.1 200
```



```
<?xml version="1.0" encoding="UTF-8"?>
<DeleteKeySigningKeyResponse>
  <ChangeInfo>
    <Comment>string</Comment>
    <Id>string</Id>
    <Status>string</Status>
    <SubmittedAt>timestamp</SubmittedAt>
  </ChangeInfo>
</DeleteKeySigningKeyResponse>
```

Response Elements

If the action is successful, the service sends back an HTTP 200 response.

The following data is returned in XML format by the service.

DeleteKeySigningKeyResponse

Root level tag for the DeleteKeySigningKeyResponse parameters.

Required: Yes

ChangeInfo

A complex type that describes change information about changes made to your hosted zone.

Type: ChangeInfo object

Errors

For information about the errors that are common to all actions, see Common Errors.

ConcurrentModification

Another user submitted a request to create, update, or delete the object at the same time that you did. Retry the request.

HTTP Status Code: 400

InvalidInput

The input is not valid.

HTTP Status Code: 400

InvalidKeySigningKeyStatus

The key-signing key (KSK) status isn't valid or another KSK has the status `INTERNAL_FAILURE`.

HTTP Status Code: 400

InvalidKMSArn

The `KeyManagementServiceArn` that you specified isn't valid to use with DNSSEC signing.

HTTP Status Code: 400

InvalidSigningStatus

Your hosted zone status isn't valid for this operation. In the hosted zone, change the status to enable DNSSEC or disable DNSSEC.

HTTP Status Code: 400

NoSuchKeySigningKey

The specified key-signing key (KSK) doesn't exist.

HTTP Status Code: 404

See Also

For more information about using this API in one of the language-specific AWS SDKs, see the following:

- [AWS Command Line Interface](#)
- [AWS SDK for .NET](#)
- [AWS SDK for C++](#)
- [AWS SDK for Go v2](#)
- [AWS SDK for Java V2](#)
- [AWS SDK for JavaScript V3](#)
- [AWS SDK for PHP V3](#)
- [AWS SDK for Python](#)
- [AWS SDK for Ruby V3](#)

DeleteQueryLoggingConfig

Service: Amazon Route 53

Deletes a configuration for DNS query logging. If you delete a configuration, Amazon Route 53 stops sending query logs to CloudWatch Logs. Route 53 doesn't delete any logs that are already in CloudWatch Logs.

For more information about DNS query logs, see [CreateQueryLoggingConfig](#).

Request Syntax

```
DELETE /2013-04-01/queryloggingconfig/Id HTTP/1.1
```

URI Request Parameters

The request uses the following URI parameters.

Id

The ID of the configuration that you want to delete.

Length Constraints: Minimum length of 1. Maximum length of 36.

Required: Yes

Request Body

The request does not have a request body.

Response Syntax

```
HTTP/1.1 200
```

Response Elements

If the action is successful, the service sends back an HTTP 200 response with an empty HTTP body.

Errors

For information about the errors that are common to all actions, see [Common Errors](#).

ConcurrentModification

Another user submitted a request to create, update, or delete the object at the same time that you did. Retry the request.

HTTP Status Code: 400

InvalidInput

The input is not valid.

HTTP Status Code: 400

NoSuchQueryLoggingConfig

There is no DNS query logging configuration with the specified ID.

HTTP Status Code: 404

Examples

Example Request

The following request deletes the configuration with the ID 87654321-dcba-1234-abcd-1a2b3c4d5e6f.

```
DELETE /2013-04-01/queryloggingconfig HTTP/1.1
<?xml version="1.0" encoding="UTF-8"?>
<DeleteQueryLoggingConfigRequest xmlns="https://route53.amazonaws.com/doc/2013-04-01/">
  <Id>87654321-dcba-1234-abcd-1a2b3c4d5e6f</Id>
</DeleteQueryLoggingConfigRequest>
```

Example Response

This example illustrates one usage of DeleteQueryLoggingConfig.

```
HTTP/1.1 200 OK
```

See Also

For more information about using this API in one of the language-specific AWS SDKs, see the following:

- [AWS Command Line Interface](#)
- [AWS SDK for .NET](#)
- [AWS SDK for C++](#)
- [AWS SDK for Go v2](#)
- [AWS SDK for Java V2](#)
- [AWS SDK for JavaScript V3](#)
- [AWS SDK for PHP V3](#)
- [AWS SDK for Python](#)
- [AWS SDK for Ruby V3](#)

DeleteReusableDelegationSet

Service: Amazon Route 53

Deletes a reusable delegation set.

Important

You can delete a reusable delegation set only if it isn't associated with any hosted zones.

To verify that the reusable delegation set is not associated with any hosted zones, submit a [GetReusableDelegationSet](#) request and specify the ID of the reusable delegation set that you want to delete.

Request Syntax

```
DELETE /2013-04-01/delegationset/Id HTTP/1.1
```

URI Request Parameters

The request uses the following URI parameters.

Id

The ID of the reusable delegation set that you want to delete.

Length Constraints: Maximum length of 32.

Required: Yes

Request Body

The request does not have a request body.

Response Syntax

```
HTTP/1.1 200
```

Response Elements

If the action is successful, the service sends back an HTTP 200 response with an empty HTTP body.

Errors

For information about the errors that are common to all actions, see [Common Errors](#).

DelegationSetInUse

The specified delegation contains associated hosted zones which must be deleted before the reusable delegation set can be deleted.

HTTP Status Code: 400

DelegationSetNotReusable

A reusable delegation set with the specified ID does not exist.

HTTP Status Code: 400

InvalidInput

The input is not valid.

HTTP Status Code: 400

NoSuchDelegationSet

A reusable delegation set with the specified ID does not exist.

HTTP Status Code: 400

Examples

Example Request

This example illustrates one usage of DeleteReusableDelegationSet.

```
DELETE /2013-04-01/delegationset/N1PA6795SAMPLE
```

Example Response

This example illustrates one usage of DeleteReusableDelegationSet.

```
HTTP/1.1 200 OK
<?xml version="1.0" encoding="UTF-8"?>
```

```
<DeleteReusableDelegationSetResponse xmlns="https://route53.amazonaws.com/doc/2013-04-01/" />
```

See Also

For more information about using this API in one of the language-specific AWS SDKs, see the following:

- [AWS Command Line Interface](#)
- [AWS SDK for .NET](#)
- [AWS SDK for C++](#)
- [AWS SDK for Go v2](#)
- [AWS SDK for Java V2](#)
- [AWS SDK for JavaScript V3](#)
- [AWS SDK for PHP V3](#)
- [AWS SDK for Python](#)
- [AWS SDK for Ruby V3](#)

DeleteTrafficPolicy

Service: Amazon Route 53

Deletes a traffic policy.

When you delete a traffic policy, Route 53 sets a flag on the policy to indicate that it has been deleted. However, Route 53 never fully deletes the traffic policy. Note the following:

- Deleted traffic policies aren't listed if you run [ListTrafficPolicies](#).
- There's no way to get a list of deleted policies.
- If you retain the ID of the policy, you can get information about the policy, including the traffic policy document, by running [GetTrafficPolicy](#).

Request Syntax

```
DELETE /2013-04-01/trafficpolicy/Id/Version HTTP/1.1
```

URI Request Parameters

The request uses the following URI parameters.

Id

The ID of the traffic policy that you want to delete.

Length Constraints: Minimum length of 1. Maximum length of 36.

Required: Yes

Version

The version number of the traffic policy that you want to delete.

Valid Range: Minimum value of 1. Maximum value of 1000.

Required: Yes

Request Body

The request does not have a request body.

Response Syntax

```
HTTP/1.1 200
```

Response Elements

If the action is successful, the service sends back an HTTP 200 response with an empty HTTP body.

Errors

For information about the errors that are common to all actions, see [Common Errors](#).

ConcurrentModification

Another user submitted a request to create, update, or delete the object at the same time that you did. Retry the request.

HTTP Status Code: 400

InvalidInput

The input is not valid.

HTTP Status Code: 400

NoSuchTrafficPolicy

No traffic policy exists with the specified ID.

HTTP Status Code: 404

TrafficPolicyInUse

One or more traffic policy instances were created by using the specified traffic policy.

HTTP Status Code: 400

Examples

Example Request

This example illustrates one usage of DeleteTrafficPolicy.

```
DELETE /2013-04-01/trafficpolicy/12345678-abcd-9876-fedc-1a2b3c4de5f6/2
```

Example Response

This example illustrates one usage of DeleteTrafficPolicy.

```
HTTP/1.1 200 OK
<?xml version="1.0" encoding="UTF-8"?>
<DeleteTrafficPolicyResponse xmlns="https://route53.amazonaws.com/doc/2013-04-01/">
</DeleteTrafficPolicyResponse>
```

See Also

For more information about using this API in one of the language-specific AWS SDKs, see the following:

- [AWS Command Line Interface](#)
- [AWS SDK for .NET](#)
- [AWS SDK for C++](#)
- [AWS SDK for Go v2](#)
- [AWS SDK for Java V2](#)
- [AWS SDK for JavaScript V3](#)
- [AWS SDK for PHP V3](#)
- [AWS SDK for Python](#)
- [AWS SDK for Ruby V3](#)

DeleteTrafficPolicyInstance

Service: Amazon Route 53

Deletes a traffic policy instance and all of the resource record sets that Amazon Route 53 created when you created the instance.

Note

In the Route 53 console, traffic policy instances are known as policy records.

Request Syntax

```
DELETE /2013-04-01/trafficpolicyinstance/Id HTTP/1.1
```

URI Request Parameters

The request uses the following URI parameters.

Id

The ID of the traffic policy instance that you want to delete.

Important

When you delete a traffic policy instance, Amazon Route 53 also deletes all of the resource record sets that were created when you created the traffic policy instance.

Length Constraints: Minimum length of 1. Maximum length of 36.

Required: Yes

Request Body

The request does not have a request body.

Response Syntax

```
HTTP/1.1 200
```

Response Elements

If the action is successful, the service sends back an HTTP 200 response with an empty HTTP body.

Errors

For information about the errors that are common to all actions, see [Common Errors](#).

InvalidInput

The input is not valid.

HTTP Status Code: 400

NoSuchTrafficPolicyInstance

No traffic policy instance exists with the specified ID.

HTTP Status Code: 404

PriorRequestNotComplete

If Amazon Route 53 can't process a request before the next request arrives, it will reject subsequent requests for the same hosted zone and return an HTTP `400 error` (Bad request). If Route 53 returns this error repeatedly for the same request, we recommend that you wait, in intervals of increasing duration, before you try the request again.

HTTP Status Code: 400

Examples

Example Request

This example illustrates one usage of `DeleteTrafficPolicyInstance`.

```
DELETE /2013-04-01/trafficpolicyinstance/12131415-abac-5432-caba-6f5e4d3c2b1a
```

Example Response

This example illustrates one usage of `DeleteTrafficPolicyInstance`.

```
HTTP/1.1 200 OK
```

```
<?xml version="1.0" encoding="UTF-8"?>
<DeleteTrafficPolicyInstanceResponse xmlns="https://route53.amazonaws.com/
doc/2013-04-01/">
</DeleteTrafficPolicyInstanceResponse>
```

See Also

For more information about using this API in one of the language-specific AWS SDKs, see the following:

- [AWS Command Line Interface](#)
- [AWS SDK for .NET](#)
- [AWS SDK for C++](#)
- [AWS SDK for Go v2](#)
- [AWS SDK for Java V2](#)
- [AWS SDK for JavaScript V3](#)
- [AWS SDK for PHP V3](#)
- [AWS SDK for Python](#)
- [AWS SDK for Ruby V3](#)

DeleteVPCAssociationAuthorization

Service: Amazon Route 53

Removes authorization to submit an AssociateVPCWithHostedZone request to associate a specified VPC with a hosted zone that was created by a different account. You must use the account that created the hosted zone to submit a DeleteVPCAssociationAuthorization request.

Important

Sending this request only prevents the AWS account that created the VPC from associating the VPC with the Amazon Route 53 hosted zone in the future. If the VPC is already associated with the hosted zone, DeleteVPCAssociationAuthorization won't disassociate the VPC from the hosted zone. If you want to delete an existing association, use DisassociateVPCFromHostedZone.

Request Syntax

```
POST /2013-04-01/hostedzone/Id/deauthorizevpcassociation HTTP/1.1
<?xml version="1.0" encoding="UTF-8"?>
<DeleteVPCAssociationAuthorizationRequest xmlns="https://route53.amazonaws.com/doc/2013-04-01/">
  <VPC>
    <VPCId>string</VPCId>
    <VPCRegion>string</VPCRegion>
  </VPC>
</DeleteVPCAssociationAuthorizationRequest>
```

URI Request Parameters

The request uses the following URI parameters.

Id

When removing authorization to associate a VPC that was created by one AWS account with a hosted zone that was created with a different AWS account, the ID of the hosted zone.

Length Constraints: Maximum length of 32.

Required: Yes

Request Body

The request accepts the following data in XML format.

DeleteVPCAssociationAuthorizationRequest

Root level tag for the DeleteVPCAssociationAuthorizationRequest parameters.

Required: Yes

VPC

When removing authorization to associate a VPC that was created by one AWS account with a hosted zone that was created with a different AWS account, a complex type that includes the ID and region of the VPC.

Type: VPC object

Required: Yes

Response Syntax

```
HTTP/1.1 200
```

Response Elements

If the action is successful, the service sends back an HTTP 200 response with an empty HTTP body.

Errors

For information about the errors that are common to all actions, see [Common Errors](#).

ConcurrentModification

Another user submitted a request to create, update, or delete the object at the same time that you did. Retry the request.

HTTP Status Code: 400

InvalidInput

The input is not valid.

HTTP Status Code: 400

InvalidVPCId

The VPC ID that you specified either isn't a valid ID or the current account is not authorized to access this VPC.

HTTP Status Code: 400

NoSuchHostedZone

No hosted zone exists with the ID that you specified.

HTTP Status Code: 404

VPCAssociationAuthorizationNotFound

The VPC that you specified is not authorized to be associated with the hosted zone.

HTTP Status Code: 404

Examples

Example Request

This example illustrates one usage of DeleteVPCAssociationAuthorization.

```
POST /2013-04-01/hostedzone/Z1PA6795UKMFR9/deauthorizevpcassociation HTTP/1.1
<?xml version="1.0" encoding="UTF-8"?>
<DeleteVPCAssociationAuthorizationRequest xmlns="https://route53.amazonaws.com/doc/2013-04-01/">
  <VPC>
    <VPCId>vpc-a1b2c3d4e5</VPCId>
    <VPCRegion>us-east-2</VPCRegion>
  </VPC>
</DeleteVPCAssociationAuthorizationRequest>
```

Example Response

This example illustrates one usage of DeleteVPCAssociationAuthorization.

HTTP/1.1 200

See Also

For more information about using this API in one of the language-specific AWS SDKs, see the following:

- [AWS Command Line Interface](#)
- [AWS SDK for .NET](#)
- [AWS SDK for C++](#)
- [AWS SDK for Go v2](#)
- [AWS SDK for Java V2](#)
- [AWS SDK for JavaScript V3](#)
- [AWS SDK for PHP V3](#)
- [AWS SDK for Python](#)
- [AWS SDK for Ruby V3](#)

DisableHostedZoneDNSSEC

Service: Amazon Route 53

Disables DNSSEC signing in a specific hosted zone. This action does not deactivate any key-signing keys (KSKs) that are active in the hosted zone.

Request Syntax

```
POST /2013-04-01/hostedzone/Id/disable-dnssec HTTP/1.1
```

URI Request Parameters

The request uses the following URI parameters.

Id

A unique string used to identify a hosted zone.

Length Constraints: Maximum length of 32.

Required: Yes

Request Body

The request does not have a request body.

Response Syntax

```
HTTP/1.1 200
<?xml version="1.0" encoding="UTF-8"?>
<DisableHostedZoneDNSSECResponse>
  <ChangeInfo>
    <Comment>string</Comment>
    <Id>string</Id>
    <Status>string</Status>
    <SubmittedAt>timestamp</SubmittedAt>
  </ChangeInfo>
</DisableHostedZoneDNSSECResponse>
```

Response Elements

If the action is successful, the service sends back an HTTP 200 response.

The following data is returned in XML format by the service.

DisableHostedZoneDNSSECResponse

Root level tag for the DisableHostedZoneDNSSECResponse parameters.

Required: Yes

ChangeInfo

A complex type that describes change information about changes made to your hosted zone.

Type: [ChangeInfo](#) object

Errors

For information about the errors that are common to all actions, see [Common Errors](#).

ConcurrentModification

Another user submitted a request to create, update, or delete the object at the same time that you did. Retry the request.

HTTP Status Code: 400

DNSSECNotFound

The hosted zone doesn't have any DNSSEC resources.

HTTP Status Code: 400

InvalidArgument

Parameter name is not valid.

HTTP Status Code: 400

InvalidInput

The input is not valid.

HTTP Status Code: 400

InvalidKeySigningKeyStatus

The key-signing key (KSK) status isn't valid or another KSK has the status INTERNAL_FAILURE.

HTTP Status Code: 400

InvalidKMSArn

The KeyManagementServiceArn that you specified isn't valid to use with DNSSEC signing.

HTTP Status Code: 400

KeySigningKeyInParentDSRecord

The key-signing key (KSK) is specified in a parent DS record.

HTTP Status Code: 400

NoSuchHostedZone

No hosted zone exists with the ID that you specified.

HTTP Status Code: 404

See Also

For more information about using this API in one of the language-specific AWS SDKs, see the following:

- [AWS Command Line Interface](#)
- [AWS SDK for .NET](#)
- [AWS SDK for C++](#)
- [AWS SDK for Go v2](#)
- [AWS SDK for Java V2](#)
- [AWS SDK for JavaScript V3](#)
- [AWS SDK for PHP V3](#)
- [AWS SDK for Python](#)
- [AWS SDK for Ruby V3](#)

DisassociateVPCFromHostedZone

Service: Amazon Route 53

Disassociates an Amazon Virtual Private Cloud (Amazon VPC) from an Amazon Route 53 private hosted zone. Note the following:

- You can't disassociate the last Amazon VPC from a private hosted zone.
- You can't convert a private hosted zone into a public hosted zone.
- You can submit a `DisassociateVPCFromHostedZone` request using either the account that created the hosted zone or the account that created the Amazon VPC.
- Some services, such as AWS Cloud Map and Amazon Elastic File System (Amazon EFS) automatically create hosted zones and associate VPCs with the hosted zones. A service can create a hosted zone using your account or using its own account. You can disassociate a VPC from a hosted zone only if the service created the hosted zone using your account.

When you run [DisassociateVPCFromHostedZone](#), if the hosted zone has a value for `OwningAccount`, you can use `DisassociateVPCFromHostedZone`. If the hosted zone has a value for `OwningService`, you can't use `DisassociateVPCFromHostedZone`.

Note

When revoking access, the hosted zone and the Amazon VPC must belong to the same partition. A partition is a group of AWS Regions. Each AWS account is scoped to one partition.

The following are the supported partitions:

- `aws` - AWS Regions
- `aws-cn` - China Regions
- `aws-us-gov` - AWS GovCloud (US) Region

For more information, see [Access Management](#) in the *AWS General Reference*.

Request Syntax

```
POST /2013-04-01/hostedzone/Id/disassociatevpc HTTP/1.1
```

```
<?xml version="1.0" encoding="UTF-8"?>
<DisassociateVPCFromHostedZoneRequest xmlns="https://route53.amazonaws.com/doc/2013-04-01/">
  <Comment>string</Comment>
  <VPC>
    <VPCId>string</VPCId>
    <VPCRegion>string</VPCRegion>
  </VPC>
</DisassociateVPCFromHostedZoneRequest>
```

URI Request Parameters

The request uses the following URI parameters.

Id

The ID of the private hosted zone that you want to disassociate a VPC from.

Length Constraints: Maximum length of 32.

Required: Yes

Request Body

The request accepts the following data in XML format.

DisassociateVPCFromHostedZoneRequest

Root level tag for the DisassociateVPCFromHostedZoneRequest parameters.

Required: Yes

Comment

Optional: A comment about the disassociation request.

Type: String

Required: No

VPC

A complex type that contains information about the VPC that you're disassociating from the specified hosted zone.

Type: [VPC](#) object

Required: Yes

Response Syntax

```
HTTP/1.1 200
<?xml version="1.0" encoding="UTF-8"?>
<DisassociateVPCFromHostedZoneResponse>
  <ChangeInfo>
    <Comment>string</Comment>
    <Id>string</Id>
    <Status>string</Status>
    <SubmittedAt>timestamp</SubmittedAt>
  </ChangeInfo>
</DisassociateVPCFromHostedZoneResponse>
```

Response Elements

If the action is successful, the service sends back an HTTP 200 response.

The following data is returned in XML format by the service.

[DisassociateVPCFromHostedZoneResponse](#)

Root level tag for the DisassociateVPCFromHostedZoneResponse parameters.

Required: Yes

[ChangeInfo](#)

A complex type that describes the changes made to the specified private hosted zone.

Type: [ChangeInfo](#) object

Errors

For information about the errors that are common to all actions, see [Common Errors](#).

InvalidInput

The input is not valid.

HTTP Status Code: 400

InvalidVPCId

The VPC ID that you specified either isn't a valid ID or the current account is not authorized to access this VPC.

HTTP Status Code: 400

LastVPCAssociation

The VPC that you're trying to disassociate from the private hosted zone is the last VPC that is associated with the hosted zone. Amazon Route 53 doesn't support disassociating the last VPC from a hosted zone.

HTTP Status Code: 400

NoSuchHostedZone

No hosted zone exists with the ID that you specified.

HTTP Status Code: 404

VPCAssociationNotFound

The specified VPC and hosted zone are not currently associated.

HTTP Status Code: 404

Examples

Example Request

This example illustrates one usage of `DisassociateVPCFromHostedZone`.

```
POST /2013-04-01/hostedzone/Z1PA6795UKMFR9/disassociatevpc HTTP/1.1
<?xml version="1.0"?>
  <VPC>
    <VPCId>vpc-a1b2c3d4e5</VPCId>
    <VPCRegion>us-east-2</VPCRegion>
  </VPC>
</DisassociateVPCFromHostedZoneRequest>
```

Example Response

This example illustrates one usage of `DisassociateVPCFromHostedZone`.

```
HTTP/1.1 200 OK
<?xml version="1.0" encoding="UTF-8"?>
<DisassociateVPCFromHostedZoneResponse xmlns="https://route53.amazonaws.com/doc/2013-04-01/">
  <ChangeInfo>
    <Id>/change/a1b2c3d4</Id>
    <Status>INSYNC</Status>
    <SubmittedAt>2017-03-31T01:36:41.958Z</SubmittedAt>
  </ChangeInfo>
</DisassociateVPCFromHostedZoneResponse>
```

See Also

For more information about using this API in one of the language-specific AWS SDKs, see the following:

- [AWS Command Line Interface](#)
- [AWS SDK for .NET](#)
- [AWS SDK for C++](#)
- [AWS SDK for Go v2](#)
- [AWS SDK for Java V2](#)
- [AWS SDK for JavaScript V3](#)
- [AWS SDK for PHP V3](#)
- [AWS SDK for Python](#)
- [AWS SDK for Ruby V3](#)

EnableHostedZoneDNSSEC

Service: Amazon Route 53

Enables DNSSEC signing in a specific hosted zone.

Request Syntax

```
POST /2013-04-01/hostedzone/Id/enable-dnssec HTTP/1.1
```

URI Request Parameters

The request uses the following URI parameters.

Id

A unique string used to identify a hosted zone.

Length Constraints: Maximum length of 32.

Required: Yes

Request Body

The request does not have a request body.

Response Syntax

```
HTTP/1.1 200
<?xml version="1.0" encoding="UTF-8"?>
<EnableHostedZoneDNSSECResponse>
  <ChangeInfo>
    <Comment>string</Comment>
    <Id>string</Id>
    <Status>string</Status>
    <SubmittedAt>timestamp</SubmittedAt>
  </ChangeInfo>
</EnableHostedZoneDNSSECResponse>
```

Response Elements

If the action is successful, the service sends back an HTTP 200 response.

The following data is returned in XML format by the service.

[EnableHostedZoneDNSSECResponse](#)

Root level tag for the EnableHostedZoneDNSSECResponse parameters.

Required: Yes

[ChangeInfo](#)

A complex type that describes change information about changes made to your hosted zone.

Type: [ChangeInfo](#) object

Errors

For information about the errors that are common to all actions, see [Common Errors](#).

ConcurrentModification

Another user submitted a request to create, update, or delete the object at the same time that you did. Retry the request.

HTTP Status Code: 400

DNSSECNotFound

The hosted zone doesn't have any DNSSEC resources.

HTTP Status Code: 400

HostedZonePartiallyDelegated

The hosted zone nameservers don't match the parent nameservers. The hosted zone and parent must have the same nameservers.

HTTP Status Code: 400

InvalidArgument

Parameter name is not valid.

HTTP Status Code: 400

InvalidInput

The input is not valid.

HTTP Status Code: 400

InvalidKeySigningKeyStatus

The key-signing key (KSK) status isn't valid or another KSK has the status `INTERNAL_FAILURE`.

HTTP Status Code: 400

InvalidKMSArn

The `KeyManagementServiceArn` that you specified isn't valid to use with DNSSEC signing.

HTTP Status Code: 400

KeySigningKeyWithActiveStatusNotFound

A key-signing key (KSK) with `ACTIVE` status wasn't found.

HTTP Status Code: 400

NoSuchHostedZone

No hosted zone exists with the ID that you specified.

HTTP Status Code: 404

See Also

For more information about using this API in one of the language-specific AWS SDKs, see the following:

- [AWS Command Line Interface](#)
- [AWS SDK for .NET](#)
- [AWS SDK for C++](#)
- [AWS SDK for Go v2](#)
- [AWS SDK for Java V2](#)
- [AWS SDK for JavaScript V3](#)
- [AWS SDK for PHP V3](#)
- [AWS SDK for Python](#)
- [AWS SDK for Ruby V3](#)

GetAccountLimit

Service: Amazon Route 53

Gets the specified limit for the current account, for example, the maximum number of health checks that you can create using the account.

For the default limit, see [Limits](#) in the *Amazon Route 53 Developer Guide*. To request a higher limit, [open a case](#).

Note

You can also view account limits in AWS Trusted Advisor. Sign in to the AWS Management Console and open the Trusted Advisor console at <https://console.aws.amazon.com/trustedadvisor/>. Then choose **Service limits** in the navigation pane.

Request Syntax

```
GET /2013-04-01/accountlimit/Type HTTP/1.1
```

URI Request Parameters

The request uses the following URI parameters.

Type

The limit that you want to get. Valid values include the following:

- **MAX_HEALTH_CHECKS_BY_OWNER**: The maximum number of health checks that you can create using the current account.
- **MAX_HOSTED_ZONES_BY_OWNER**: The maximum number of hosted zones that you can create using the current account.
- **MAX_REUSABLE_DELEGATION_SETS_BY_OWNER**: The maximum number of reusable delegation sets that you can create using the current account.
- **MAX_TRAFFIC_POLICIES_BY_OWNER**: The maximum number of traffic policies that you can create using the current account.
- **MAX_TRAFFIC_POLICY_INSTANCES_BY_OWNER**: The maximum number of traffic policy instances that you can create using the current account. (Traffic policy instances are referred to as traffic flow policy records in the Amazon Route 53 console.)

Valid Values: MAX_HEALTH_CHECKS_BY_OWNER | MAX_HOSTED_ZONES_BY_OWNER |
MAX_TRAFFIC_POLICY_INSTANCES_BY_OWNER |
MAX_REUSABLE_DELEGATION_SETS_BY_OWNER | MAX_TRAFFIC_POLICIES_BY_OWNER

Required: Yes

Request Body

The request does not have a request body.

Response Syntax

```
HTTP/1.1 200
<?xml version="1.0" encoding="UTF-8"?>
<GetAccountLimitResponse>
  <Count>long</Count>
  <Limit>
    <Type>string</Type>
    <Value>long</Value>
  </Limit>
</GetAccountLimitResponse>
```

Response Elements

If the action is successful, the service sends back an HTTP 200 response.

The following data is returned in XML format by the service.

GetAccountLimitResponse

Root level tag for the GetAccountLimitResponse parameters.

Required: Yes

Count

The current number of entities that you have created of the specified type. For example, if you specified MAX_HEALTH_CHECKS_BY_OWNER for the value of Type in the request, the value of Count is the current number of health checks that you have created using the current account.

Type: Long

Valid Range: Minimum value of 0.

Limit

The current setting for the specified limit. For example, if you specified `MAX_HEALTH_CHECKS_BY_OWNER` for the value of `Type` in the request, the value of `Limit` is the maximum number of health checks that you can create using the current account.

Type: [AccountLimit](#) object

Errors

For information about the errors that are common to all actions, see [Common Errors](#).

InvalidInput

The input is not valid.

HTTP Status Code: 400

See Also

For more information about using this API in one of the language-specific AWS SDKs, see the following:

- [AWS Command Line Interface](#)
- [AWS SDK for .NET](#)
- [AWS SDK for C++](#)
- [AWS SDK for Go v2](#)
- [AWS SDK for Java V2](#)
- [AWS SDK for JavaScript V3](#)
- [AWS SDK for PHP V3](#)
- [AWS SDK for Python](#)
- [AWS SDK for Ruby V3](#)

GetChange

Service: Amazon Route 53

Returns the current status of a change batch request. The status is one of the following values:

- PENDING indicates that the changes in this request have not propagated to all Amazon Route 53 DNS servers managing the hosted zone. This is the initial status of all change batch requests.
- INSYNC indicates that the changes have propagated to all Route 53 DNS servers managing the hosted zone.

Request Syntax

```
GET /2013-04-01/change/Id HTTP/1.1
```

URI Request Parameters

The request uses the following URI parameters.

Id

The ID of the change batch request. The value that you specify here is the value that `ChangeResourceRecordSets` returned in the `Id` element when you submitted the request.

Length Constraints: Minimum length of 1. Maximum length of 6500.

Required: Yes

Request Body

The request does not have a request body.

Response Syntax

```
HTTP/1.1 200
<?xml version="1.0" encoding="UTF-8"?>
<GetChangeResponse>
  <ChangeInfo>
    <Comment>string</Comment>
    <Id>string</Id>
```

```
<Status>string</Status>  
<SubmittedAt>timestamp</SubmittedAt>  
</ChangeInfo>  
</GetChangeResponse>
```

Response Elements

If the action is successful, the service sends back an HTTP 200 response.

The following data is returned in XML format by the service.

GetChangeResponse

Root level tag for the GetChangeResponse parameters.

Required: Yes

ChangeInfo

A complex type that contains information about the specified change batch.

Type: [ChangeInfo](#) object

Errors

For information about the errors that are common to all actions, see [Common Errors](#).

InvalidInput

The input is not valid.

HTTP Status Code: 400

NoSuchChange

A change with the specified change ID does not exist.

HTTP Status Code: 404

Examples

Example Request

This example illustrates one usage of GetChange.

```
GET /2013-04-01/change/C2682N5HXP0BZ4
```

Example Response

This example illustrates one usage of GetChange.

```
HTTP/1.1 200 OK
<?xml version="1.0" encoding="UTF-8"?>
<GetChangeResponse xmlns="https://route53.amazonaws.com/doc/2013-04-01/">
  <ChangeInfo>
    <Id>C2682N5HXP0BZ4</Id>
    <Status>INSYNC</Status>
    <SubmittedAt>2017-03-10T01:36:41.958Z</SubmittedAt>
  </ChangeInfo>
</GetChangeResponse>
```

See Also

For more information about using this API in one of the language-specific AWS SDKs, see the following:

- [AWS Command Line Interface](#)
- [AWS SDK for .NET](#)
- [AWS SDK for C++](#)
- [AWS SDK for Go v2](#)
- [AWS SDK for Java V2](#)
- [AWS SDK for JavaScript V3](#)
- [AWS SDK for PHP V3](#)
- [AWS SDK for Python](#)
- [AWS SDK for Ruby V3](#)

GetCheckerIpRanges

Service: Amazon Route 53

Route 53 does not perform authorization for this API because it retrieves information that is already available to the public.

Important

GetCheckerIpRanges still works, but we recommend that you download `ip-ranges.json`, which includes IP address ranges for all AWS services. For more information, see [IP Address Ranges of Amazon Route 53 Servers](#) in the *Amazon Route 53 Developer Guide*.

Request Syntax

```
GET /2013-04-01/checkeripranges HTTP/1.1
```

URI Request Parameters

The request does not use any URI parameters.

Request Body

The request does not have a request body.

Response Syntax

```
HTTP/1.1 200
<?xml version="1.0" encoding="UTF-8"?>
<GetCheckerIpRangesResponse>
  <CheckerIpRanges>
    <member>string</member>
  </CheckerIpRanges>
</GetCheckerIpRangesResponse>
```

Response Elements

If the action is successful, the service sends back an HTTP 200 response.

The following data is returned in XML format by the service.

[GetCheckerIpRangesResponse](#)

Root level tag for the GetCheckerIpRangesResponse parameters.

Required: Yes

[CheckerIpRanges](#)

A complex type that contains sorted list of IP ranges in CIDR format for Amazon Route 53 health checkers.

Type: Array of strings

Errors

For information about the errors that are common to all actions, see [Common Errors](#).

See Also

For more information about using this API in one of the language-specific AWS SDKs, see the following:

- [AWS Command Line Interface](#)
- [AWS SDK for .NET](#)
- [AWS SDK for C++](#)
- [AWS SDK for Go v2](#)
- [AWS SDK for Java V2](#)
- [AWS SDK for JavaScript V3](#)
- [AWS SDK for PHP V3](#)
- [AWS SDK for Python](#)
- [AWS SDK for Ruby V3](#)

GetDNSSEC

Service: Amazon Route 53

Returns information about DNSSEC for a specific hosted zone, including the key-signing keys (KSKs) in the hosted zone.

Request Syntax

```
GET /2013-04-01/hostedzone/Id/dnssec HTTP/1.1
```

URI Request Parameters

The request uses the following URI parameters.

Id

A unique string used to identify a hosted zone.

Length Constraints: Maximum length of 32.

Required: Yes

Request Body

The request does not have a request body.

Response Syntax

```
HTTP/1.1 200
<?xml version="1.0" encoding="UTF-8"?>
<GetDNSSECResponse>
  <KeySigningKeys>
    <KeySigningKey>
      <CreatedDate>timestamp</CreatedDate>
      <DigestAlgorithmMnemonic>string</DigestAlgorithmMnemonic>
      <DigestAlgorithmType>integer</DigestAlgorithmType>
      <DigestValue>string</DigestValue>
      <DNSKEYRecord>string</DNSKEYRecord>
      <DSRecord>string</DSRecord>
      <Flag>integer</Flag>
      <KeyTag>integer</KeyTag>
```

```

    <KmsArn>string</KmsArn>
    <LastModifiedDate>timestamp</LastModifiedDate>
    <Name>string</Name>
    <PublicKey>string</PublicKey>
    <SigningAlgorithmMnemonic>string</SigningAlgorithmMnemonic>
    <SigningAlgorithmType>integer</SigningAlgorithmType>
    <Status>string</Status>
    <StatusMessage>string</StatusMessage>
  </KeySigningKey>
</KeySigningKeys>
<Status>
  <ServeSignature>string</ServeSignature>
  <StatusMessage>string</StatusMessage>
</Status>
</GetDNSSECResponse>

```

Response Elements

If the action is successful, the service sends back an HTTP 200 response.

The following data is returned in XML format by the service.

GetDNSSECResponse

Root level tag for the GetDNSSECResponse parameters.

Required: Yes

KeySigningKeys

The key-signing keys (KSKs) in your account.

Type: Array of [KeySigningKey](#) objects

Status

A string representing the status of DNSSEC.

Type: [DNSSECStatus](#) object

Errors

For information about the errors that are common to all actions, see [Common Errors](#).

InvalidArgument

Parameter name is not valid.

HTTP Status Code: 400

InvalidInput

The input is not valid.

HTTP Status Code: 400

NoSuchHostedZone

No hosted zone exists with the ID that you specified.

HTTP Status Code: 404

See Also

For more information about using this API in one of the language-specific AWS SDKs, see the following:

- [AWS Command Line Interface](#)
- [AWS SDK for .NET](#)
- [AWS SDK for C++](#)
- [AWS SDK for Go v2](#)
- [AWS SDK for Java V2](#)
- [AWS SDK for JavaScript V3](#)
- [AWS SDK for PHP V3](#)
- [AWS SDK for Python](#)
- [AWS SDK for Ruby V3](#)

GetGeoLocation

Service: Amazon Route 53

Gets information about whether a specified geographic location is supported for Amazon Route 53 geolocation resource record sets.

Route 53 does not perform authorization for this API because it retrieves information that is already available to the public.

Use the following syntax to determine whether a continent is supported for geolocation:

```
GET /2013-04-01/geolocation?continentcode=two-letter abbreviation for a continent
```

Use the following syntax to determine whether a country is supported for geolocation:

```
GET /2013-04-01/geolocation?countrycode=two-character country code
```

Use the following syntax to determine whether a subdivision of a country is supported for geolocation:

```
GET /2013-04-01/geolocation?countrycode=two-character country code&subdivisioncode=subdivision code
```

Request Syntax

```
GET /2013-04-01/geolocation?  
continentcode=ContinentCode&countrycode=CountryCode&subdivisioncode=SubdivisionCode  
HTTP/1.1
```

URI Request Parameters

The request uses the following URI parameters.

continentcode

For geolocation resource record sets, a two-letter abbreviation that identifies a continent. Amazon Route 53 supports the following continent codes:

- **AF:** Africa
- **AN:** Antarctica
- **AS:** Asia

- **EU:** Europe
- **OC:** Oceania
- **NA:** North America
- **SA:** South America

Length Constraints: Fixed length of 2.

countrycode

Amazon Route 53 uses the two-letter country codes that are specified in [ISO standard 3166-1 alpha-2](#).

Route 53 also supports the country code **UA** for Ukraine.

Length Constraints: Minimum length of 1. Maximum length of 2.

subdivisioncode

The code for the subdivision, such as a particular state within the United States. For a list of US state abbreviations, see [Appendix B: Two-Letter State and Possession Abbreviations](#) on the United States Postal Service website. For a list of all supported subdivision codes, use the [ListGeoLocations](#) API.

Length Constraints: Minimum length of 1. Maximum length of 3.

Request Body

The request does not have a request body.

Response Syntax

```
HTTP/1.1 200
<?xml version="1.0" encoding="UTF-8"?>
<GetGeoLocationResponse>
  <GeoLocationDetails>
    <ContinentCode>string</ContinentCode>
    <ContinentName>string</ContinentName>
    <CountryCode>string</CountryCode>
    <CountryName>string</CountryName>
    <SubdivisionCode>string</SubdivisionCode>
    <SubdivisionName>string</SubdivisionName>
  </GeoLocationDetails>
```

```
</GetGeoLocationResponse>
```

Response Elements

If the action is successful, the service sends back an HTTP 200 response.

The following data is returned in XML format by the service.

GetGeoLocationResponse

Root level tag for the GetGeoLocationResponse parameters.

Required: Yes

GeoLocationDetails

A complex type that contains the codes and full continent, country, and subdivision names for the specified geolocation code.

Type: [GeoLocationDetails](#) object

Errors

For information about the errors that are common to all actions, see [Common Errors](#).

InvalidInput

The input is not valid.

HTTP Status Code: 400

NoSuchGeoLocation

Amazon Route 53 doesn't support the specified geographic location. For a list of supported geolocation codes, see the [GeoLocation](#) data type.

HTTP Status Code: 404

Examples

Example Request

To determine whether France (FR) is supported for Route 53 geolocation, submit the following request.

```
GET /2013-04-01/geolocation?countrycode=FR
```

Example Response

The following response shows that France is supported for geolocation. If France were not supported, Route 53 would return `NoSuchGeoLocation`.

```
HTTP/1.1 200 OK
<?xml version="1.0" encoding="UTF-8"?>
<GetGeoLocationResponse xmlns="https://route53.amazonaws.com/doc/2013-04-01/">
  <GetGeoLocationDetails>
    <CountryCode>FR</CountryCode>
    <CountryName>France</CountryName>
  </GetGeoLocationDetails>
</GetGeoLocationResponse>
```

See Also

For more information about using this API in one of the language-specific AWS SDKs, see the following:

- [AWS Command Line Interface](#)
- [AWS SDK for .NET](#)
- [AWS SDK for C++](#)
- [AWS SDK for Go v2](#)
- [AWS SDK for Java V2](#)
- [AWS SDK for JavaScript V3](#)
- [AWS SDK for PHP V3](#)
- [AWS SDK for Python](#)
- [AWS SDK for Ruby V3](#)

GetHealthCheck

Service: Amazon Route 53

Gets information about a specified health check.

Request Syntax

```
GET /2013-04-01/healthcheck/HealthCheckId HTTP/1.1
```

URI Request Parameters

The request uses the following URI parameters.

HealthCheckId

The identifier that Amazon Route 53 assigned to the health check when you created it. When you add or update a resource record set, you use this value to specify which health check to use. The value can be up to 64 characters long.

Length Constraints: Maximum length of 64.

Required: Yes

Request Body

The request does not have a request body.

Response Syntax

```
HTTP/1.1 200
<?xml version="1.0" encoding="UTF-8"?>
<GetHealthCheckResponse>
  <HealthCheck>
    <CallerReference>string</CallerReference>
    <CloudWatchAlarmConfiguration>
      <ComparisonOperator>string</ComparisonOperator>
      <Dimensions>
        <Dimension>
          <Name>string</Name>
          <Value>string</Value>
        </Dimension>
      </Dimensions>
    </HealthCheck>
  </GetHealthCheckResponse>
```

```

    <EvaluationPeriods>integer</EvaluationPeriods>
    <MetricName>string</MetricName>
    <Namespace>string</Namespace>
    <Period>integer</Period>
    <Statistic>string</Statistic>
    <Threshold>double</Threshold>
  </CloudWatchAlarmConfiguration>
  <HealthCheckConfig>
    <AlarmIdentifier>
      <Name>string</Name>
      <Region>string</Region>
    </AlarmIdentifier>
    <ChildHealthChecks>
      <ChildHealthCheck>string</ChildHealthCheck>
    </ChildHealthChecks>
    <Disabled>boolean</Disabled>
    <EnableSNI>boolean</EnableSNI>
    <FailureThreshold>integer</FailureThreshold>
    <FullyQualifiedDomainName>string</FullyQualifiedDomainName>
    <HealthThreshold>integer</HealthThreshold>
    <InsufficientDataHealthStatus>string</InsufficientDataHealthStatus>
    <Inverted>boolean</Inverted>
    <IPAddress>string</IPAddress>
    <MeasureLatency>boolean</MeasureLatency>
    <Port>integer</Port>
    <Regions>
      <Region>string</Region>
    </Regions>
    <RequestInterval>integer</RequestInterval>
    <ResourcePath>string</ResourcePath>
    <RoutingControlArn>string</RoutingControlArn>
    <SearchString>string</SearchString>
    <Type>string</Type>
  </HealthCheckConfig>
  <HealthCheckVersion>long</HealthCheckVersion>
  <Id>string</Id>
  <LinkedService>
    <Description>string</Description>
    <ServicePrincipal>string</ServicePrincipal>
  </LinkedService>
</HealthCheck>
</GetHealthCheckResponse>

```

Response Elements

If the action is successful, the service sends back an HTTP 200 response.

The following data is returned in XML format by the service.

GetHealthCheckResponse

Root level tag for the GetHealthCheckResponse parameters.

Required: Yes

HealthCheck

A complex type that contains information about one health check that is associated with the current AWS account.

Type: [HealthCheck](#) object

Errors

For information about the errors that are common to all actions, see [Common Errors](#).

IncompatibleVersion

The resource you're trying to access is unsupported on this Amazon Route 53 endpoint.

HTTP Status Code: 400

InvalidInput

The input is not valid.

HTTP Status Code: 400

NoSuchHealthCheck

No health check exists with the specified ID.

HTTP Status Code: 404

Examples

Example Request

This example illustrates one usage of `GetHealthCheck`.

```
GET /2013-04-01/healthcheck/018927304987
```

Example Response

This example illustrates one usage of `GetHealthCheck`.

```
HTTP/1.1 200 OK
<?xml version="1.0" encoding="UTF-8"?>
<GetHealthCheckResponse xmlns="https://route53.amazonaws.com/doc/2013-04-01/">
  <HealthCheck>
    <Id>abcdef11-2222-3333-4444-555555fedcba</Id>
    <CallerReference>example.com 192.0.2.17</CallerReference>
    <HealthCheckConfig>
      <IPAddress>192.0.2.17</IPAddress>
      <Port>80</Port>
      <Type>HTTP</Type>
      <ResourcePath>/docs/route-53-health-check.html</ResourcePath>
      <FullyQualifiedDomainName>example.com</FullyQualifiedDomainName>
      <RequestInterval>30</RequestInterval>
      <FailureThreshold>3</FailureThreshold>
      <MeasureLatency>true</MeasureLatency>
      <EnableSNI>true</EnableSNI>
      <Regions>
        <Region>ap-southeast-1</Region>
        <Region>ap-southeast-2</Region>
        <Region>ap-northeast-1</Region>
      </Regions>
      <Inverted>false</Inverted>
    </HealthCheckConfig>
    <HealthCheckVersion>2</HealthCheckVersion>
  </HealthCheck>
</GetHealthCheckResponse>
```

See Also

For more information about using this API in one of the language-specific AWS SDKs, see the following:

- [AWS Command Line Interface](#)
- [AWS SDK for .NET](#)
- [AWS SDK for C++](#)
- [AWS SDK for Go v2](#)
- [AWS SDK for Java V2](#)
- [AWS SDK for JavaScript V3](#)
- [AWS SDK for PHP V3](#)
- [AWS SDK for Python](#)
- [AWS SDK for Ruby V3](#)

GetHealthCheckCount

Service: Amazon Route 53

Retrieves the number of health checks that are associated with the current AWS account.

Request Syntax

```
GET /2013-04-01/healthcheckcount HTTP/1.1
```

URI Request Parameters

The request does not use any URI parameters.

Request Body

The request does not have a request body.

Response Syntax

```
HTTP/1.1 200
<?xml version="1.0" encoding="UTF-8"?>
<GetHealthCheckCountResponse>
  <HealthCheckCount>Long</HealthCheckCount>
</GetHealthCheckCountResponse>
```

Response Elements

If the action is successful, the service sends back an HTTP 200 response.

The following data is returned in XML format by the service.

GetHealthCheckCountResponse

Root level tag for the GetHealthCheckCountResponse parameters.

Required: Yes

HealthCheckCount

The number of health checks associated with the current AWS account.

Type: Long

Errors

For information about the errors that are common to all actions, see [Common Errors](#).

Examples

Example Request

This example illustrates one usage of `GetHealthCheckCount`.

```
GET /2013-04-01/healthcheckcount
```

Example Response

This example illustrates one usage of `GetHealthCheckCount`.

```
HTTP/1.1 200 OK
<?xml version="1.0" encoding="UTF-8"?>
<GetHealthCheckCountResponse xmlns="https://route53.amazonaws.com/doc/2013-04-01/">
  <HealthCheckCount>42</HealthCheckCount>
</GetHealthCheckCountResponse>
```

See Also

For more information about using this API in one of the language-specific AWS SDKs, see the following:

- [AWS Command Line Interface](#)
- [AWS SDK for .NET](#)
- [AWS SDK for C++](#)
- [AWS SDK for Go v2](#)
- [AWS SDK for Java V2](#)
- [AWS SDK for JavaScript V3](#)
- [AWS SDK for PHP V3](#)
- [AWS SDK for Python](#)
- [AWS SDK for Ruby V3](#)

GetHealthCheckLastFailureReason

Service: Amazon Route 53

Gets the reason that a specified health check failed most recently.

Request Syntax

```
GET /2013-04-01/healthcheck/HealthCheckId/lastfailurereason HTTP/1.1
```

URI Request Parameters

The request uses the following URI parameters.

HealthCheckId

The ID for the health check for which you want the last failure reason. When you created the health check, `CreateHealthCheck` returned the ID in the response, in the `HealthCheckId` element.

Note

If you want to get the last failure reason for a calculated health check, you must use the Amazon Route 53 console or the CloudWatch console. You can't use `GetHealthCheckLastFailureReason` for a calculated health check.

Length Constraints: Maximum length of 64.

Required: Yes

Request Body

The request does not have a request body.

Response Syntax

```
HTTP/1.1 200
<?xml version="1.0" encoding="UTF-8"?>
<GetHealthCheckLastFailureReasonResponse>
  <HealthCheckObservations>
```

```
<HealthCheckObservation>
  <IPAddress>string</IPAddress>
  <Region>string</Region>
  <StatusReport>
    <CheckedTime>timestamp</CheckedTime>
    <Status>string</Status>
  </StatusReport>
</HealthCheckObservation>
</HealthCheckObservations>
</GetHealthCheckLastFailureReasonResponse>
```

Response Elements

If the action is successful, the service sends back an HTTP 200 response.

The following data is returned in XML format by the service.

GetHealthCheckLastFailureReasonResponse

Root level tag for the GetHealthCheckLastFailureReasonResponse parameters.

Required: Yes

HealthCheckObservations

A list that contains one `Observation` element for each Amazon Route 53 health checker that is reporting a last failure reason.

Type: Array of [HealthCheckObservation](#) objects

Errors

For information about the errors that are common to all actions, see [Common Errors](#).

InvalidInput

The input is not valid.

HTTP Status Code: 400

NoSuchHealthCheck

No health check exists with the specified ID.

HTTP Status Code: 404

Examples

Example Request

This example illustrates one usage of `GetHealthCheckLastFailureReason`.

```
GET /2013-04-01/healthcheck/018927304987/lastfailurereason
```

Example Response

This example illustrates one usage of `GetHealthCheckLastFailureReason`.

```
HTTP/1.1 200 OK
<?xml version="1.0" encoding="UTF-8"?>
<GetHealthCheckLastFailureReasonResponse xmlns="https://route53.amazonaws.com/doc/2013-04-01/">
  <HealthCheckObservations>
    <HealthCheckObservation>
      <IPAddress>192.0.2.197</IPAddress>
      <StatusReport>
        <Status>Failure: The health checker could not establish a connection within
the timeout limit.</Status>
        <CheckedTime>2014-10-25T23:51:20.603Z</CheckedTime>
      </StatusReport>
    </HealthCheckObservation>
    <HealthCheckObservation>
      <IPAddress>192.0.2.226</IPAddress>
      <StatusReport>
        <Status>The health check endpoint has not failed since the Route 53 health
checker for this endpoint restarted at 2014-10-24T02:55:12.106+00:00</Status>
        <CheckedTime>2014-10-24T03:02:48.809Z</CheckedTime>
      </StatusReport>
    </HealthCheckObservation>
    ...
  </HealthCheckObservations>
</GetHealthCheckLastFailureReasonResponse>
```

See Also

For more information about using this API in one of the language-specific AWS SDKs, see the following:

- [AWS Command Line Interface](#)

- [AWS SDK for .NET](#)
- [AWS SDK for C++](#)
- [AWS SDK for Go v2](#)
- [AWS SDK for Java V2](#)
- [AWS SDK for JavaScript V3](#)
- [AWS SDK for PHP V3](#)
- [AWS SDK for Python](#)
- [AWS SDK for Ruby V3](#)

GetHealthCheckStatus

Service: Amazon Route 53

Gets status of a specified health check.

Important

This API is intended for use during development to diagnose behavior. It doesn't support production use-cases with high query rates that require immediate and actionable responses.

Request Syntax

```
GET /2013-04-01/healthcheck/HealthCheckId/status HTTP/1.1
```

URI Request Parameters

The request uses the following URI parameters.

HealthCheckId

The ID for the health check that you want the current status for. When you created the health check, `CreateHealthCheck` returned the ID in the response, in the `HealthCheckId` element.

Note

If you want to check the status of a calculated health check, you must use the Amazon Route 53 console or the CloudWatch console. You can't use `GetHealthCheckStatus` to get the status of a calculated health check.

Length Constraints: Maximum length of 64.

Required: Yes

Request Body

The request does not have a request body.

Response Syntax

```
HTTP/1.1 200
<?xml version="1.0" encoding="UTF-8"?>
<GetHealthCheckStatusResponse>
  <HealthCheckObservations>
    <HealthCheckObservation>
      <IPAddress>string</IPAddress>
      <Region>string</Region>
      <StatusReport>
        <CheckedTime>timestamp</CheckedTime>
        <Status>string</Status>
      </StatusReport>
    </HealthCheckObservation>
  </HealthCheckObservations>
</GetHealthCheckStatusResponse>
```

Response Elements

If the action is successful, the service sends back an HTTP 200 response.

The following data is returned in XML format by the service.

GetHealthCheckStatusResponse

Root level tag for the GetHealthCheckStatusResponse parameters.

Required: Yes

HealthCheckObservations

A list that contains one HealthCheckObservation element for each Amazon Route 53 health checker that is reporting a status about the health check endpoint.

Type: Array of [HealthCheckObservation](#) objects

Errors

For information about the errors that are common to all actions, see [Common Errors](#).

InvalidInput

The input is not valid.

HTTP Status Code: 400

NoSuchHealthCheck

No health check exists with the specified ID.

HTTP Status Code: 404

Examples

Example Request

This example illustrates one usage of `GetHealthCheckStatus`.

```
GET /2013-04-01/healthcheck/018927304987/status
```

Example Response

This example illustrates one usage of `GetHealthCheckStatus`.

```
HTTP/1.1 200 OK
<?xml version="1.0" encoding="UTF-8"?>
<GetHealthCheckStatusResponse xmlns="https://route53.amazonaws.com/doc/2013-04-01/">
  <HealthCheckObservations>
    <HealthCheckObservation>
      <IPAddress>192.0.2.226</IPAddress>
      <Region>us-east-2</Region>
      <StatusReport>
        <Status>Success: HTTP Status Code: 200. Resolved IP: 192.0.2.2. OK</Status>
        <CheckedTime>2014-10-27T17:48:25.038Z</CheckedTime>
      </StatusReport>
    </HealthCheckObservation>
    <HealthCheckObservation>
      <IPAddress>192.0.2.56</IPAddress>
      <Region>us-west-1</Region>
      <StatusReport>
        <Status>Success: HTTP Status Code: 200. Resolved IP: 192.0.2.14. OK</
Status>
        <CheckedTime>2014-10-27T17:48:16.751Z</CheckedTime>
      </StatusReport>
    </HealthCheckObservation>
    ...
  </HealthCheckObservations>
```

```
</GetHealthCheckStatusResponse>
```

See Also

For more information about using this API in one of the language-specific AWS SDKs, see the following:

- [AWS Command Line Interface](#)
- [AWS SDK for .NET](#)
- [AWS SDK for C++](#)
- [AWS SDK for Go v2](#)
- [AWS SDK for Java V2](#)
- [AWS SDK for JavaScript V3](#)
- [AWS SDK for PHP V3](#)
- [AWS SDK for Python](#)
- [AWS SDK for Ruby V3](#)

GetHostedZone

Service: Amazon Route 53

Gets information about a specified hosted zone including the four name servers assigned to the hosted zone.

Request Syntax

```
GET /2013-04-01/hostedzone/Id HTTP/1.1
```

URI Request Parameters

The request uses the following URI parameters.

Id

The ID of the hosted zone that you want to get information about.

Length Constraints: Maximum length of 32.

Required: Yes

Request Body

The request does not have a request body.

Response Syntax

```
HTTP/1.1 200
<?xml version="1.0" encoding="UTF-8"?>
<GetHostedZoneResponse>
  <DelegationSet>
    <CallerReference>string</CallerReference>
    <Id>string</Id>
    <NameServers>
      <NameServer>string</NameServer>
    </NameServers>
  </DelegationSet>
  <HostedZone>
    <CallerReference>string</CallerReference>
    <Config>
      <Comment>string</Comment>
```

```

    <PrivateZone>boolean</PrivateZone>
  </Config>
  <Id>string</Id>
  <LinkedService>
    <Description>string</Description>
    <ServicePrincipal>string</ServicePrincipal>
  </LinkedService>
  <Name>string</Name>
  <ResourceRecordSetCount>long</ResourceRecordSetCount>
</HostedZone>
<VPCs>
  <VPC>
    <VPCId>string</VPCId>
    <VPCRegion>string</VPCRegion>
  </VPC>
</VPCs>
</GetHostedZoneResponse>

```

Response Elements

If the action is successful, the service sends back an HTTP 200 response.

The following data is returned in XML format by the service.

GetHostedZoneResponse

Root level tag for the GetHostedZoneResponse parameters.

Required: Yes

DelegationSet

A complex type that lists the Amazon Route 53 name servers for the specified hosted zone.

Type: [DelegationSet](#) object

HostedZone

A complex type that contains general information about the specified hosted zone.

Type: [HostedZone](#) object

VPCs

A complex type that contains information about the VPCs that are associated with the specified hosted zone.

Type: Array of [VPC](#) objects

Array Members: Minimum number of 1 item.

Errors

For information about the errors that are common to all actions, see [Common Errors](#).

InvalidInput

The input is not valid.

HTTP Status Code: 400

NoSuchHostedZone

No hosted zone exists with the ID that you specified.

HTTP Status Code: 404

Examples

Example Request

This example illustrates one usage of GetHostedZone.

```
GET /2013-04-01/hostedzone/Z1PA6795UKMFR9
```

Example Response (Public Hosted Zone, Default Delegation Set Assigned by Route 53)

This example illustrates one usage of GetHostedZone.

```
HTTP/1.1 200 OK
<?xml version="1.0" encoding="UTF-8"?>
<GetHostedZoneResponse xmlns="https://route53.amazonaws.com/doc/2013-04-01/">
  <HostedZone>
    <Id>/hostedzone/Z1PA6795UKMFR9</Id>
    <Name>example.com.</Name>
    <CallerReference>2017-03-01T11:22:14Z</CallerReference>
    <Config>
```

```

    <Comment>This is my first hosted zone.</Comment>
    <PrivateZone>>false</PrivateZone>
  </Config>
  <ResourceRecordSetCount>17</ResourceRecordSetCount>
</HostedZone>
<DelegationSet>
  <NameServers>
    <NameServer>ns-2048.awsdns-64.com</NameServer>
    <NameServer>ns-2049.awsdns-65.net</NameServer>
    <NameServer>ns-2050.awsdns-66.org</NameServer>
    <NameServer>ns-2051.awsdns-67.co.uk</NameServer>
  </NameServers>
</DelegationSet>
</GetHostedZoneResponse>

```

Example Response (Public Hosted Zone, Reusable Delegation Set)

This example illustrates one usage of GetHostedZone.

```

HTTP/1.1 200 OK
<?xml version="1.0" encoding="UTF-8"?>
<GetHostedZoneResponse xmlns="https://route53.amazonaws.com/doc/2013-04-01/">
  <HostedZone>
    <Id>/hostedzone/Z1PA6795UKMFR9</Id>
    <Name>example.com.</Name>
    <CallerReference>2017-03-02T10:44:04Z</CallerReference>
    <Config>
      <Comment>This is my first hosted zone.</Comment>
      <PrivateZone>>false</PrivateZone>
    </Config>
    <ResourceRecordSetCount>17</ResourceRecordSetCount>
  </HostedZone>
  <DelegationSet>
    <Id>NU241VPSAMPLE</Id>
    <CallerReference>2017-03-01T11:22:14Z</CallerReference>
    <NameServers>
      <NameServer>ns-2048.awsdns-64.com</NameServer>
      <NameServer>ns-2049.awsdns-65.net</NameServer>
      <NameServer>ns-2050.awsdns-66.org</NameServer>
      <NameServer>ns-2051.awsdns-67.co.uk</NameServer>
    </NameServers>
  </DelegationSet>
</GetHostedZoneResponse>

```

Example Response (Private Hosted Zone)

This example illustrates one usage of `GetHostedZone`.

```
HTTP/1.1 200 OK
<?xml version="1.0" encoding="UTF-8"?>
<GetHostedZoneResponse xmlns="https://route53.amazonaws.com/doc/2013-04-01/">
  <HostedZone>
    <Id>/hostedzone/Z1PA6795UKMFR9</Id>
    <Name>example.com.</Name>
    <CallerReference>myUniqueIdentifier</CallerReference>
    <Config>
      <Comment>This is my first hosted zone.</Comment>
      <PrivateZone>true</PrivateZone>
    </Config>
    <ResourceRecordSetCount>17</ResourceRecordSetCount>
  </HostedZone>
  <VPCs>
    <VPC>
      <VPCRegion>us-east-2</VPCRegion>
      <VPCId>vpc-1a2b3c4d</VPCId>
    </VPC>
  </VPCs>
</GetHostedZoneResponse>
```

See Also

For more information about using this API in one of the language-specific AWS SDKs, see the following:

- [AWS Command Line Interface](#)
- [AWS SDK for .NET](#)
- [AWS SDK for C++](#)
- [AWS SDK for Go v2](#)
- [AWS SDK for Java V2](#)
- [AWS SDK for JavaScript V3](#)
- [AWS SDK for PHP V3](#)
- [AWS SDK for Python](#)
- [AWS SDK for Ruby V3](#)

GetHostedZoneCount

Service: Amazon Route 53

Retrieves the number of hosted zones that are associated with the current AWS account.

Request Syntax

```
GET /2013-04-01/hostedzonecount HTTP/1.1
```

URI Request Parameters

The request does not use any URI parameters.

Request Body

The request does not have a request body.

Response Syntax

```
HTTP/1.1 200
<?xml version="1.0" encoding="UTF-8"?>
<GetHostedZoneCountResponse>
  <HostedZoneCount>Long</HostedZoneCount>
</GetHostedZoneCountResponse>
```

Response Elements

If the action is successful, the service sends back an HTTP 200 response.

The following data is returned in XML format by the service.

GetHostedZoneCountResponse

Root level tag for the GetHostedZoneCountResponse parameters.

Required: Yes

HostedZoneCount

The total number of public and private hosted zones that are associated with the current AWS account.

Type: Long

Errors

For information about the errors that are common to all actions, see [Common Errors](#).

InvalidInput

The input is not valid.

HTTP Status Code: 400

Examples

Example Request

This example illustrates one usage of `GetHostedZoneCount`.

```
GET /2013-04-01/hostedzonecount
```

Example Response

This example illustrates one usage of `GetHostedZoneCount`.

```
HTTP/1.1 200 OK
<?xml version="1.0" encoding="UTF-8"?>
<GetHostedZoneCountResponse xmlns="https://route53.amazonaws.com/doc/2013-04-01/">
  <HostedZoneCount>42</HostedZoneCount>
</GetHostedZoneCountResponse>
```

See Also

For more information about using this API in one of the language-specific AWS SDKs, see the following:

- [AWS Command Line Interface](#)
- [AWS SDK for .NET](#)
- [AWS SDK for C++](#)
- [AWS SDK for Go v2](#)

- [AWS SDK for Java V2](#)
- [AWS SDK for JavaScript V3](#)
- [AWS SDK for PHP V3](#)
- [AWS SDK for Python](#)
- [AWS SDK for Ruby V3](#)

GetHostedZoneLimit

Service: Amazon Route 53

Gets the specified limit for a specified hosted zone, for example, the maximum number of records that you can create in the hosted zone.

For the default limit, see [Limits](#) in the *Amazon Route 53 Developer Guide*. To request a higher limit, [open a case](#).

Request Syntax

```
GET /2013-04-01/hostedzonelimit/Id/Type HTTP/1.1
```

URI Request Parameters

The request uses the following URI parameters.

Id

The ID of the hosted zone that you want to get a limit for.

Length Constraints: Maximum length of 32.

Required: Yes

Type

The limit that you want to get. Valid values include the following:

- **MAX_RRSETS_BY_ZONE**: The maximum number of records that you can create in the specified hosted zone.
- **MAX_VPCS_ASSOCIATED_BY_ZONE**: The maximum number of Amazon VPCs that you can associate with the specified private hosted zone.

Valid Values: MAX_RRSETS_BY_ZONE | MAX_VPCS_ASSOCIATED_BY_ZONE

Required: Yes

Request Body

The request does not have a request body.

Response Syntax

```
HTTP/1.1 200
<?xml version="1.0" encoding="UTF-8"?>
<GetHostedZoneLimitResponse>
  <Count>long</Count>
  <Limit>
    <Type>string</Type>
    <Value>long</Value>
  </Limit>
</GetHostedZoneLimitResponse>
```

Response Elements

If the action is successful, the service sends back an HTTP 200 response.

The following data is returned in XML format by the service.

GetHostedZoneLimitResponse

Root level tag for the GetHostedZoneLimitResponse parameters.

Required: Yes

Count

The current number of entities that you have created of the specified type. For example, if you specified MAX_RRSETS_BY_ZONE for the value of Type in the request, the value of Count is the current number of records that you have created in the specified hosted zone.

Type: Long

Valid Range: Minimum value of 0.

Limit

The current setting for the specified limit. For example, if you specified MAX_RRSETS_BY_ZONE for the value of Type in the request, the value of Limit is the maximum number of records that you can create in the specified hosted zone.

Type: [HostedZoneLimit](#) object

Errors

For information about the errors that are common to all actions, see [Common Errors](#).

HostedZoneNotPrivate

The specified hosted zone is a public hosted zone, not a private hosted zone.

HTTP Status Code: 400

InvalidInput

The input is not valid.

HTTP Status Code: 400

NoSuchHostedZone

No hosted zone exists with the ID that you specified.

HTTP Status Code: 404

See Also

For more information about using this API in one of the language-specific AWS SDKs, see the following:

- [AWS Command Line Interface](#)
- [AWS SDK for .NET](#)
- [AWS SDK for C++](#)
- [AWS SDK for Go v2](#)
- [AWS SDK for Java V2](#)
- [AWS SDK for JavaScript V3](#)
- [AWS SDK for PHP V3](#)
- [AWS SDK for Python](#)
- [AWS SDK for Ruby V3](#)

GetQueryLoggingConfig

Service: Amazon Route 53

Gets information about a specified configuration for DNS query logging.

For more information about DNS query logs, see [CreateQueryLoggingConfig](#) and [Logging DNS Queries](#).

Request Syntax

```
GET /2013-04-01/queryloggingconfig/Id HTTP/1.1
```

URI Request Parameters

The request uses the following URI parameters.

Id

The ID of the configuration for DNS query logging that you want to get information about.

Length Constraints: Minimum length of 1. Maximum length of 36.

Required: Yes

Request Body

The request does not have a request body.

Response Syntax

```
HTTP/1.1 200
<?xml version="1.0" encoding="UTF-8"?>
<GetQueryLoggingConfigResponse>
  <QueryLoggingConfig>
    <CloudWatchLogsLogGroupArn>string</CloudWatchLogsLogGroupArn>
    <HostedZoneId>string</HostedZoneId>
    <Id>string</Id>
  </QueryLoggingConfig>
</GetQueryLoggingConfigResponse>
```


Response Elements

If the action is successful, the service sends back an HTTP 200 response.

The following data is returned in XML format by the service.

[GetQueryLoggingConfigResponse](#)

Root level tag for the GetQueryLoggingConfigResponse parameters.

Required: Yes

[QueryLoggingConfig](#)

A complex type that contains information about the query logging configuration that you specified in a [GetQueryLoggingConfig](#) request.

Type: [QueryLoggingConfig](#) object

Errors

For information about the errors that are common to all actions, see [Common Errors](#).

InvalidInput

The input is not valid.

HTTP Status Code: 400

NoSuchQueryLoggingConfig

There is no DNS query logging configuration with the specified ID.

HTTP Status Code: 404

Examples

Example Request

The following request gets information about the configuration with the ID 87654321-dcba-1234-abcd-1a2b3c4d5e6f.

```
GET /2013-04-01/queryloggingconfig HTTP/1.1
```

```
<?xml version="1.0" encoding="UTF-8"?>
<GetQueryLoggingConfigRequest xmlns="https://route53.amazonaws.com/doc/2013-04-01/">
  <Id>87654321-dcba-1234-abcd-1a2b3c4d5e6f</Id>
</GetQueryLoggingConfigRequest>
```

Example Response

This example illustrates one usage of `GetQueryLoggingConfig`.

```
HTTP/1.1 200 OK
<?xml version="1.0" encoding="UTF-8"?>
<GetQueryLoggingConfigResponse xmlns="https://route53.amazonaws.com/doc/2013-04-01/">
  <QueryLoggingConfig>
    <Id>87654321-dcba-1234-abcd-1a2b3c4d5e6f</Id>
    <HostedZoneId>Z1D633PJM98FT9</HostedZoneId>
    <CloudWatchLogsLogGroupArn>arn:aws:logs:us-east-1:111111111111:log-
group:example.com:*</CloudWatchLogsLogGroupArn>
  </QueryLoggingConfig>
</GetQueryLoggingConfigResponse>
```

See Also

For more information about using this API in one of the language-specific AWS SDKs, see the following:

- [AWS Command Line Interface](#)
- [AWS SDK for .NET](#)
- [AWS SDK for C++](#)
- [AWS SDK for Go v2](#)
- [AWS SDK for Java V2](#)
- [AWS SDK for JavaScript V3](#)
- [AWS SDK for PHP V3](#)
- [AWS SDK for Python](#)
- [AWS SDK for Ruby V3](#)

GetReusableDelegationSet

Service: Amazon Route 53

Retrieves information about a specified reusable delegation set, including the four name servers that are assigned to the delegation set.

Request Syntax

```
GET /2013-04-01/delegationset/Id HTTP/1.1
```

URI Request Parameters

The request uses the following URI parameters.

Id

The ID of the reusable delegation set that you want to get a list of name servers for.

Length Constraints: Maximum length of 32.

Required: Yes

Request Body

The request does not have a request body.

Response Syntax

```
HTTP/1.1 200
<?xml version="1.0" encoding="UTF-8"?>
<GetReusableDelegationSetResponse>
  <DelegationSet>
    <CallerReference>string</CallerReference>
    <Id>string</Id>
    <NameServers>
      <NameServer>string</NameServer>
    </NameServers>
  </DelegationSet>
</GetReusableDelegationSetResponse>
```

Response Elements

If the action is successful, the service sends back an HTTP 200 response.

The following data is returned in XML format by the service.

GetReusableDelegationSetResponse

Root level tag for the GetReusableDelegationSetResponse parameters.

Required: Yes

DelegationSet

A complex type that contains information about the reusable delegation set.

Type: [DelegationSet](#) object

Errors

For information about the errors that are common to all actions, see [Common Errors](#).

DelegationSetNotReusable

A reusable delegation set with the specified ID does not exist.

HTTP Status Code: 400

InvalidInput

The input is not valid.

HTTP Status Code: 400

NoSuchDelegationSet

A reusable delegation set with the specified ID does not exist.

HTTP Status Code: 400

Examples

Example Request

This example illustrates one usage of GetReusableDelegationSet.

```
GET /2013-04-01/delegationset/N1PA6795SAMPLE
```

Example Response

This example illustrates one usage of `GetReusableDelegationSet`.

```
<?xml version="1.0" encoding="UTF-8"?>
<GetReusableDelegationSetResponse xmlns="https://route53.amazonaws.com/doc/2013-04-01/">
  <DelegationSet>
    <Id>/delegationset/N1PA6795SAMPLE</Id>
    <CallerReference>2014-10-13T16:30:01Z</CallerReference>
    <NameServers>
      <NameServer>ns-2048.awsdns-64.com</NameServer>
      <NameServer>ns-2049.awsdns-65.net</NameServer>
      <NameServer>ns-2050.awsdns-66.org</NameServer>
      <NameServer>ns-2051.awsdns-67.co.uk</NameServer>
    </NameServers>
  </DelegationSet>
</GetReusableDelegationSetResponse>
```

See Also

For more information about using this API in one of the language-specific AWS SDKs, see the following:

- [AWS Command Line Interface](#)
- [AWS SDK for .NET](#)
- [AWS SDK for C++](#)
- [AWS SDK for Go v2](#)
- [AWS SDK for Java V2](#)
- [AWS SDK for JavaScript V3](#)
- [AWS SDK for PHP V3](#)
- [AWS SDK for Python](#)
- [AWS SDK for Ruby V3](#)

GetReusableDelegationSetLimit

Service: Amazon Route 53

Gets the maximum number of hosted zones that you can associate with the specified reusable delegation set.

For the default limit, see [Limits](#) in the *Amazon Route 53 Developer Guide*. To request a higher limit, [open a case](#).

Request Syntax

```
GET /2013-04-01/reusabledelegationsetlimit/Id/Type HTTP/1.1
```

URI Request Parameters

The request uses the following URI parameters.

Id

The ID of the delegation set that you want to get the limit for.

Length Constraints: Maximum length of 32.

Required: Yes

Type

Specify `MAX_ZONES_BY_REUSABLE_DELEGATION_SET` to get the maximum number of hosted zones that you can associate with the specified reusable delegation set.

Valid Values: `MAX_ZONES_BY_REUSABLE_DELEGATION_SET`

Required: Yes

Request Body

The request does not have a request body.

Response Syntax

```
HTTP/1.1 200
```

```
<?xml version="1.0" encoding="UTF-8"?>
<GetReusableDelegationSetLimitResponse>
  <Count>Long</Count>
  <Limit>
    <Type>string</Type>
    <Value>Long</Value>
  </Limit>
</GetReusableDelegationSetLimitResponse>
```

Response Elements

If the action is successful, the service sends back an HTTP 200 response.

The following data is returned in XML format by the service.

[GetReusableDelegationSetLimitResponse](#)

Root level tag for the GetReusableDelegationSetLimitResponse parameters.

Required: Yes

[Count](#)

The current number of hosted zones that you can associate with the specified reusable delegation set.

Type: Long

Valid Range: Minimum value of 0.

[Limit](#)

The current setting for the limit on hosted zones that you can associate with the specified reusable delegation set.

Type: [ReusableDelegationSetLimit](#) object

Errors

For information about the errors that are common to all actions, see [Common Errors](#).

InvalidInput

The input is not valid.

HTTP Status Code: 400

NoSuchDelegationSet

A reusable delegation set with the specified ID does not exist.

HTTP Status Code: 400

See Also

For more information about using this API in one of the language-specific AWS SDKs, see the following:

- [AWS Command Line Interface](#)
- [AWS SDK for .NET](#)
- [AWS SDK for C++](#)
- [AWS SDK for Go v2](#)
- [AWS SDK for Java V2](#)
- [AWS SDK for JavaScript V3](#)
- [AWS SDK for PHP V3](#)
- [AWS SDK for Python](#)
- [AWS SDK for Ruby V3](#)

GetTrafficPolicy

Service: Amazon Route 53

Gets information about a specific traffic policy version.

For information about how deleting a traffic policy affects the response from `GetTrafficPolicy`, see [DeleteTrafficPolicy](#).

Request Syntax

```
GET /2013-04-01/trafficpolicy/Id/Version HTTP/1.1
```

URI Request Parameters

The request uses the following URI parameters.

Id

The ID of the traffic policy that you want to get information about.

Length Constraints: Minimum length of 1. Maximum length of 36.

Required: Yes

Version

The version number of the traffic policy that you want to get information about.

Valid Range: Minimum value of 1. Maximum value of 1000.

Required: Yes

Request Body

The request does not have a request body.

Response Syntax

```
HTTP/1.1 200
<?xml version="1.0" encoding="UTF-8"?>
<GetTrafficPolicyResponse>
```

```
<TrafficPolicy>
  <Comment>string</Comment>
  <Document>string</Document>
  <Id>string</Id>
  <Name>string</Name>
  <Type>string</Type>
  <Version>integer</Version>
</TrafficPolicy>
</GetTrafficPolicyResponse>
```

Response Elements

If the action is successful, the service sends back an HTTP 200 response.

The following data is returned in XML format by the service.

GetTrafficPolicyResponse

Root level tag for the GetTrafficPolicyResponse parameters.

Required: Yes

TrafficPolicy

A complex type that contains settings for the specified traffic policy.

Type: TrafficPolicy object

Errors

For information about the errors that are common to all actions, see Common Errors.

InvalidInput

The input is not valid.

HTTP Status Code: 400

NoSuchTrafficPolicy

No traffic policy exists with the specified ID.

HTTP Status Code: 404

Examples

Example Request

This example illustrates one usage of `GetTrafficPolicy`.

```
GET /2013-04-01/trafficpolicy/12345678-abcd-9876-fedc-1a2b3c4de5f6/2
```

Example Response

This example illustrates one usage of `GetTrafficPolicy`.

```
HTTP/1.1 200 OK
<?xml version="1.0" encoding="UTF-8"?>
<GetTrafficPolicyResponse xmlns="https://route53.amazonaws.com/doc/2013-04-01/">
  <TrafficPolicy>
    <Id>12345678-abcd-9876-fedc-1a2b3c4de5f6</Id>
    <Version>2</Version>
    <Name>MyTrafficPolicy</Name>
    <Type>A</Type>
    <Document>traffic policy definition in JSON format</Document>
    <Comment>New traffic policy version</Comment>
  </TrafficPolicy>
</GetTrafficPolicyResponse>
```

See Also

For more information about using this API in one of the language-specific AWS SDKs, see the following:

- [AWS Command Line Interface](#)
- [AWS SDK for .NET](#)
- [AWS SDK for C++](#)
- [AWS SDK for Go v2](#)
- [AWS SDK for Java V2](#)
- [AWS SDK for JavaScript V3](#)
- [AWS SDK for PHP V3](#)
- [AWS SDK for Python](#)
- [AWS SDK for Ruby V3](#)

GetTrafficPolicyInstance

Service: Amazon Route 53

Gets information about a specified traffic policy instance.

Note

Use `GetTrafficPolicyInstance` with the `id` of new traffic policy instance to confirm that the `CreateTrafficPolicyInstance` or an `UpdateTrafficPolicyInstance` request completed successfully. For more information, see the `State` response element.

Note

In the Route 53 console, traffic policy instances are known as policy records.

Request Syntax

```
GET /2013-04-01/trafficpolicyinstance/Id HTTP/1.1
```

URI Request Parameters

The request uses the following URI parameters.

Id

The ID of the traffic policy instance that you want to get information about.

Length Constraints: Minimum length of 1. Maximum length of 36.

Required: Yes

Request Body

The request does not have a request body.

Response Syntax

```
HTTP/1.1 200
```

```
<?xml version="1.0" encoding="UTF-8"?>
<GetTrafficPolicyInstanceResponse>
  <TrafficPolicyInstance>
    <HostedZoneId>string</HostedZoneId>
    <Id>string</Id>
    <Message>string</Message>
    <Name>string</Name>
    <State>string</State>
    <TrafficPolicyId>string</TrafficPolicyId>
    <TrafficPolicyType>string</TrafficPolicyType>
    <TrafficPolicyVersion>integer</TrafficPolicyVersion>
    <TTL>long</TTL>
  </TrafficPolicyInstance>
</GetTrafficPolicyInstanceResponse>
```

Response Elements

If the action is successful, the service sends back an HTTP 200 response.

The following data is returned in XML format by the service.

GetTrafficPolicyInstanceResponse

Root level tag for the GetTrafficPolicyInstanceResponse parameters.

Required: Yes

TrafficPolicyInstance

A complex type that contains settings for the traffic policy instance.

Type: TrafficPolicyInstance object

Errors

For information about the errors that are common to all actions, see [Common Errors](#).

InvalidInput

The input is not valid.

HTTP Status Code: 400

NoSuchTrafficPolicyInstance

No traffic policy instance exists with the specified ID.

HTTP Status Code: 404

Examples

Example Request

This example illustrates one usage of `GetTrafficPolicyInstance`.

```
GET /2013-04-01/trafficpolicyinstance/12131415-abac-5432-caba-6f5e4d3c2b1a
```

Example Response

This example illustrates one usage of `GetTrafficPolicyInstance`.

```
HTTP/1.1 200 OK
<?xml version="1.0" encoding="UTF-8"?>
<GetTrafficPolicyInstanceResponse xmlns="https://route53.amazonaws.com/doc/2013-04-01/">
  <TrafficPolicyInstance>
    <Id>12131415-abac-5432-caba-6f5e4d3c2b1a</Id>
    <HostedZoneId>Z1D633PJN98FT9</HostedZoneId>
    <Name>www.example.com</Name>
    <TTL>300</TTL>
    <State>Applied</State>
    <Message/>
    <TrafficPolicyId>12345678-abcd-9876-fedc-1a2b3c4de5f6</TrafficPolicyId>
    <TrafficPolicyVersion>7</TrafficPolicyVersion>
    <TrafficPolicyType>A</TrafficPolicyType>
  </TrafficPolicyInstance>
</GetTrafficPolicyInstanceResponse>
```

See Also

For more information about using this API in one of the language-specific AWS SDKs, see the following:

- [AWS Command Line Interface](#)

- [AWS SDK for .NET](#)
- [AWS SDK for C++](#)
- [AWS SDK for Go v2](#)
- [AWS SDK for Java V2](#)
- [AWS SDK for JavaScript V3](#)
- [AWS SDK for PHP V3](#)
- [AWS SDK for Python](#)
- [AWS SDK for Ruby V3](#)

GetTrafficPolicyInstanceCount

Service: Amazon Route 53

Gets the number of traffic policy instances that are associated with the current AWS account.

Request Syntax

```
GET /2013-04-01/trafficpolicyinstancecount HTTP/1.1
```

URI Request Parameters

The request does not use any URI parameters.

Request Body

The request does not have a request body.

Response Syntax

```
HTTP/1.1 200
<?xml version="1.0" encoding="UTF-8"?>
<GetTrafficPolicyInstanceCountResponse>
  <TrafficPolicyInstanceCount>integer</TrafficPolicyInstanceCount>
</GetTrafficPolicyInstanceCountResponse>
```

Response Elements

If the action is successful, the service sends back an HTTP 200 response.

The following data is returned in XML format by the service.

GetTrafficPolicyInstanceCountResponse

Root level tag for the GetTrafficPolicyInstanceCountResponse parameters.

Required: Yes

TrafficPolicyInstanceCount

The number of traffic policy instances that are associated with the current AWS account.

Type: Integer

Errors

For information about the errors that are common to all actions, see [Common Errors](#).

Examples

Example Request

This example illustrates one usage of `GetTrafficPolicyInstanceCount`.

```
GET /2013-04-01/trafficpolicyinstancecount/
```

Example Response

This example illustrates one usage of `GetTrafficPolicyInstanceCount`.

```
HTTP/1.1 200 OK
<?xml version="1.0" encoding="UTF-8"?>
<GetTrafficPolicyInstanceCountResponse xmlns="https://route53.amazonaws.com/doc/2013-04-01/">
  <TrafficPolicyInstanceCount>42</TrafficPolicyInstanceCount>
</GetTrafficPolicyInstanceCountResponse>
```

See Also

For more information about using this API in one of the language-specific AWS SDKs, see the following:

- [AWS Command Line Interface](#)
- [AWS SDK for .NET](#)
- [AWS SDK for C++](#)
- [AWS SDK for Go v2](#)
- [AWS SDK for Java V2](#)
- [AWS SDK for JavaScript V3](#)
- [AWS SDK for PHP V3](#)
- [AWS SDK for Python](#)
- [AWS SDK for Ruby V3](#)

ListCidrBlocks

Service: Amazon Route 53

Returns a paginated list of location objects and their CIDR blocks.

Request Syntax

```
GET /2013-04-01/cidrcollection/CidrCollectionId/cidrblocks?  
location=LocationName&maxresults=MaxResults&nexttoken=NextToken HTTP/1.1
```

URI Request Parameters

The request uses the following URI parameters.

CidrCollectionId

The UUID of the CIDR collection.

Pattern: `[0-9a-f]{8}-(?:[0-9a-f]{4}-){3}[0-9a-f]{12}`

Required: Yes

location

The name of the CIDR collection location.

Length Constraints: Minimum length of 1. Maximum length of 16.

Pattern: `[0-9A-Za-z_\-]+`

maxresults

Maximum number of results you want returned.

nexttoken

An opaque pagination token to indicate where the service is to begin enumerating results.

Length Constraints: Maximum length of 1024.

Request Body

The request does not have a request body.

Response Syntax

```
HTTP/1.1 200
<?xml version="1.0" encoding="UTF-8"?>
<ListCidrBlocksResponse>
  <CidrBlocks>
    <CidrBlockSummary>
      <CidrBlock>string</CidrBlock>
      <LocationName>string</LocationName>
    </CidrBlockSummary>
  </CidrBlocks>
  <NextToken>string</NextToken>
</ListCidrBlocksResponse>
```

Response Elements

If the action is successful, the service sends back an HTTP 200 response.

The following data is returned in XML format by the service.

[ListCidrBlocksResponse](#)

Root level tag for the ListCidrBlocksResponse parameters.

Required: Yes

[CidrBlocks](#)

A complex type that contains information about the CIDR blocks.

Type: Array of [CidrBlockSummary](#) objects

[NextToken](#)

An opaque pagination token to indicate where the service is to begin enumerating results.

If no value is provided, the listing of results starts from the beginning.

Type: String

Length Constraints: Maximum length of 1024.

Errors

For information about the errors that are common to all actions, see [Common Errors](#).

InvalidInput

The input is not valid.

HTTP Status Code: 400

NoSuchCidrCollectionException

The CIDR collection you specified, doesn't exist.

HTTP Status Code: 404

NoSuchCidrLocationException

The CIDR collection location doesn't match any locations in your account.

HTTP Status Code: 404

Examples

Example request

This example illustrates one usage of ListCidrBlocks.

```
GET /2013-04-01/cidrcollection/c8c02a84-aaec-7a26-e0d2-d833a2f80106/cidrblocks?
location=location-1&maxresults=1
```

Example response

This example illustrates one usage of ListCidrBlocks.

```
HTTP/1.1 200
<?xml version="1.0"?>
<ListCidrBlocksResponse xmlns="https://route53.amazonaws.com/doc/2013-04-01/">

  <NextToken>eyJjb2xsZWNoaW9uSWQiOiIwNGJmZjEyZS04NTdjLTFiNmEtNTc2OS0wMTQwMzg4NmE1NzkiLCJsb2NhZG1
NextToken>
  <CidrBlocks>
    <member>
      <CidrBlock>1.1.1.0/24</CidrBlock>
      <LocationName>location-1</LocationName>
    </member>
```

```
</CidrBlocks>  
</ListCidrBlocksResponse>
```

See Also

For more information about using this API in one of the language-specific AWS SDKs, see the following:

- [AWS Command Line Interface](#)
- [AWS SDK for .NET](#)
- [AWS SDK for C++](#)
- [AWS SDK for Go v2](#)
- [AWS SDK for Java V2](#)
- [AWS SDK for JavaScript V3](#)
- [AWS SDK for PHP V3](#)
- [AWS SDK for Python](#)
- [AWS SDK for Ruby V3](#)

ListCidrCollections

Service: Amazon Route 53

Returns a paginated list of CIDR collections in the AWS account (metadata only).

Request Syntax

```
GET /2013-04-01/cidrcollection?maxresults=MaxResults&nexttoken=NextToken HTTP/1.1
```

URI Request Parameters

The request uses the following URI parameters.

[maxresults](#)

The maximum number of CIDR collections to return in the response.

[nexttoken](#)

An opaque pagination token to indicate where the service is to begin enumerating results.

If no value is provided, the listing of results starts from the beginning.

Length Constraints: Maximum length of 1024.

Request Body

The request does not have a request body.

Response Syntax

```
HTTP/1.1 200
<?xml version="1.0" encoding="UTF-8"?>
<ListCidrCollectionsResponse>
  <CidrCollections>
    <CollectionSummary>
      <Arn>string</Arn>
      <Id>string</Id>
      <Name>string</Name>
      <Version>long</Version>
```

```
</CollectionSummary>
</CidrCollections>
<NextToken>string</NextToken>
</ListCidrCollectionsResponse>
```

Response Elements

If the action is successful, the service sends back an HTTP 200 response.

The following data is returned in XML format by the service.

ListCidrCollectionsResponse

Root level tag for the ListCidrCollectionsResponse parameters.

Required: Yes

CidrCollections

A complex type with information about the CIDR collection.

Type: Array of [CollectionSummary](#) objects

NextToken

An opaque pagination token to indicate where the service is to begin enumerating results.

If no value is provided, the listing of results starts from the beginning.

Type: String

Length Constraints: Maximum length of 1024.

Errors

For information about the errors that are common to all actions, see [Common Errors](#).

InvalidInput

The input is not valid.

HTTP Status Code: 400

Examples

Example request

This example illustrates one usage of `ListCidrCollections`.

```
GET /2013-04-01/cidrcollection?maxresults=1
```

Example response

This example illustrates one usage of `ListCidrCollections`.

```
HTTP/1.1 200
<?xml version="1.0"?>
<ListCidrCollectionsResponse xmlns="https://route53.amazonaws.com/doc/2013-04-01/">
  <NextToken>eyJjb2xsZWNoYW9uSWQiOiIwNGJmZjEyZS04NTdjLTFiNmEtNTc2OS0wMTQwMzg4NmE1NzkiLCJjb2xsZWNo
  NextToken>
    <CidrCollections>
      <member>
        <Arn>arn:aws:route53::cidrcollection/c8c02a84-aaaa-bbbb-e0d2-d833a2f80106</
        <Arn>
          <Id>c8c02a84-aaaa-bbbb-e0d2-d833a2f80106</Id>
          <Name>isp-city-cidrs</Name>
          <Version>1</ersion>
        </member>
      </CidrCollections>
    </ListCidrCollectionsResponse>
```

See Also

For more information about using this API in one of the language-specific AWS SDKs, see the following:

- [AWS Command Line Interface](#)
- [AWS SDK for .NET](#)
- [AWS SDK for C++](#)
- [AWS SDK for Go v2](#)
- [AWS SDK for Java V2](#)

- [AWS SDK for JavaScript V3](#)
- [AWS SDK for PHP V3](#)
- [AWS SDK for Python](#)
- [AWS SDK for Ruby V3](#)

ListCidrLocations

Service: Amazon Route 53

Returns a paginated list of CIDR locations for the given collection (metadata only, does not include CIDR blocks).

Request Syntax

```
GET /2013-04-01/cidrcollection/CidrCollectionId?  
maxresults=MaxResults&nexttoken=NextToken HTTP/1.1
```

URI Request Parameters

The request uses the following URI parameters.

CidrCollectionId

The CIDR collection ID.

Pattern: `[0-9a-f]{8}-(?:[0-9a-f]{4}-){3}[0-9a-f]{12}`

Required: Yes

maxresults

The maximum number of CIDR collection locations to return in the response.

nexttoken

An opaque pagination token to indicate where the service is to begin enumerating results.

If no value is provided, the listing of results starts from the beginning.

Length Constraints: Maximum length of 1024.

Request Body

The request does not have a request body.

Response Syntax

```
HTTP/1.1 200  
<?xml version="1.0" encoding="UTF-8"?>
```

```
<ListCidrLocationsResponse>
  <CidrLocations>
    <LocationSummary>
      <LocationName>string</LocationName>
    </LocationSummary>
  </CidrLocations>
  <NextToken>string</NextToken>
</ListCidrLocationsResponse>
```

Response Elements

If the action is successful, the service sends back an HTTP 200 response.

The following data is returned in XML format by the service.

[ListCidrLocationsResponse](#)

Root level tag for the ListCidrLocationsResponse parameters.

Required: Yes

[CidrLocations](#)

A complex type that contains information about the list of CIDR locations.

Type: Array of [LocationSummary](#) objects

[NextToken](#)

An opaque pagination token to indicate where the service is to begin enumerating results.

If no value is provided, the listing of results starts from the beginning.

Type: String

Length Constraints: Maximum length of 1024.

Errors

For information about the errors that are common to all actions, see [Common Errors](#).

InvalidInput

The input is not valid.

- [AWS SDK for C++](#)
- [AWS SDK for Go v2](#)
- [AWS SDK for Java V2](#)
- [AWS SDK for JavaScript V3](#)
- [AWS SDK for PHP V3](#)
- [AWS SDK for Python](#)
- [AWS SDK for Ruby V3](#)

ListGeoLocations

Service: Amazon Route 53

Retrieves a list of supported geographic locations.

Countries are listed first, and continents are listed last. If Amazon Route 53 supports subdivisions for a country (for example, states or provinces), the subdivisions for that country are listed in alphabetical order immediately after the corresponding country.

Route 53 does not perform authorization for this API because it retrieves information that is already available to the public.

For a list of supported geolocation codes, see the [GeoLocation](#) data type.

Request Syntax

```
GET /2013-04-01/geolocations?  
maxitems=MaxItems&startcontinentcode=StartContinentCode&startcountrycode=StartCountryCode&start  
HTTP/1.1
```

URI Request Parameters

The request uses the following URI parameters.

[maxitems](#)

(Optional) The maximum number of geolocations to be included in the response body for this request. If more than `maxitems` geolocations remain to be listed, then the value of the `IsTruncated` element in the response is `true`.

[startcontinentcode](#)

The code for the continent with which you want to start listing locations that Amazon Route 53 supports for geolocation. If Route 53 has already returned a page or more of results, if `IsTruncated` is `true`, and if `NextContinentCode` from the previous response has a value, enter that value in `startcontinentcode` to return the next page of results.

Include `startcontinentcode` only if you want to list continents. Don't include `startcontinentcode` when you're listing countries or countries with their subdivisions.

Length Constraints: Fixed length of 2.

startcountrycode

The code for the country with which you want to start listing locations that Amazon Route 53 supports for geolocation. If Route 53 has already returned a page or more of results, if `IsTruncated` is `true`, and if `NextCountryCode` from the previous response has a value, enter that value in `startcountrycode` to return the next page of results.

Length Constraints: Minimum length of 1. Maximum length of 2.

startsubdivisioncode

The code for the state of the United States with which you want to start listing locations that Amazon Route 53 supports for geolocation. If Route 53 has already returned a page or more of results, if `IsTruncated` is `true`, and if `NextSubdivisionCode` from the previous response has a value, enter that value in `startsubdivisioncode` to return the next page of results.

To list subdivisions (U.S. states), you must include both `startcountrycode` and `startsubdivisioncode`.

Length Constraints: Minimum length of 1. Maximum length of 3.

Request Body

The request does not have a request body.

Response Syntax

```
HTTP/1.1 200
<?xml version="1.0" encoding="UTF-8"?>
<ListGeoLocationsResponse>
  <GeoLocationDetailsList>
    <GeoLocationDetails>
      <ContinentCode>string</ContinentCode>
      <ContinentName>string</ContinentName>
      <CountryCode>string</CountryCode>
      <CountryName>string</CountryName>
      <SubdivisionCode>string</SubdivisionCode>
      <SubdivisionName>string</SubdivisionName>
    </GeoLocationDetails>
  </GeoLocationDetailsList>
  <IsTruncated>boolean</IsTruncated>
  <MaxItems>string</MaxItems>
```



```
<NextContinentCode>string</NextContinentCode>  
<NextCountryCode>string</NextCountryCode>  
<NextSubdivisionCode>string</NextSubdivisionCode>  
</ListGeoLocationsResponse>
```

Response Elements

If the action is successful, the service sends back an HTTP 200 response.

The following data is returned in XML format by the service.

ListGeoLocationsResponse

Root level tag for the ListGeoLocationsResponse parameters.

Required: Yes

GeoLocationDetailsList

A complex type that contains one GeoLocationDetails element for each location that Amazon Route 53 supports for geolocation.

Type: Array of [GeoLocationDetails](#) objects

IsTruncated

A value that indicates whether more locations remain to be listed after the last location in this response. If so, the value of IsTruncated is true. To get more values, submit another request and include the values of NextContinentCode, NextCountryCode, and NextSubdivisionCode in the startcontinentcode, startcountrycode, and startsubdivisioncode, as applicable.

Type: Boolean

MaxItems

The value that you specified for MaxItems in the request.

Type: String

NextContinentCode

If IsTruncated is true, you can make a follow-up request to display more locations. Enter the value of NextContinentCode in the startcontinentcode parameter in another ListGeoLocations request.

Type: String

Length Constraints: Fixed length of 2.

NextCountryCode

If `IsTruncated` is `true`, you can make a follow-up request to display more locations. Enter the value of `NextCountryCode` in the `startcountrycode` parameter in another `ListGeoLocations` request.

Type: String

Length Constraints: Minimum length of 1. Maximum length of 2.

NextSubdivisionCode

If `IsTruncated` is `true`, you can make a follow-up request to display more locations. Enter the value of `NextSubdivisionCode` in the `startsubdivisioncode` parameter in another `ListGeoLocations` request.

Type: String

Length Constraints: Minimum length of 1. Maximum length of 3.

Errors

For information about the errors that are common to all actions, see [Common Errors](#).

InvalidInput

The input is not valid.

HTTP Status Code: 400

Examples

Example Request

The following request lists locations beginning with the United States state of Oregon.

```
GET /2013-04-01/geolocations?startcountrycode=US&startsubdivisioncode=OR&maxitems=2
```

Example Response

This example illustrates one usage of ListGeoLocations.

```
HTTP/1.1 200 OK
<?xml version="1.0" encoding="UTF-8"?>
<ListGeoLocationsResponse xmlns="https://route53.amazonaws.com/doc/2013-04-01/">
  <GeoLocationDetailsList>
    <GeoLocationDetails>
      <CountryCode>US</CountryCode>
      <CountryName>USA</CountryName>
      <SubdivisionCode>OR</SubdivisionCode>
      <SubdivisionName>Oregon</SubdivisionName>
    </GeoLocationDetails>
    <GeoLocationDetails>
      <CountryCode>US</CountryCode>
      <CountryName>USA</CountryName>
      <SubdivisionCode>PA</SubdivisionCode>
      <SubdivisionName>Pennsylvania</SubdivisionName>
    </GeoLocationDetails>
  </GeoLocationDetailsList>
  <IsTruncated>true</IsTruncated>
  <NextCountryCode>US</NextCountryCode>
  <NextSubdivisionCode>RI</NextSubdivisionCode>
  <MaxItems>2</MaxItems>
</ListGeoLocationsResponse>
```

Example Follow-up Request

This example shows the follow-up request to the previous request. In this request, the value of NextCountryCode from the previous response is specified as the value for startcountrycode, and NextSubdivisionCode is specified as the value for startsubdivisioncode.

```
GET /2013-04-01/geolocations?startcountrycode=US&startsubdivisioncode=RI&maxitems=2
```

Example Follow-up Response

This example illustrates one usage of ListGeoLocations.

```
HTTP/1.1 200 OK
<?xml version="1.0" encoding="UTF-8"?>
<ListGeoLocationsResponse xmlns="https://route53.amazonaws.com/doc/2013-04-01/">
```

```
<GeoLocationDetailsList>
  <GeoLocationDetails>
    <CountryCode>US</CountryCode>
    <CountryName>USA</CountryName>
    <SubdivisionCode>RI</SubdivisionCode>
    <SubdivisionName>Rhode Island</SubdivisionName>
  </GeoLocationDetails>
  <GeoLocationDetails>
    <CountryCode>US</CountryCode>
    <CountryName>USA</CountryName>
    <SubdivisionCode>SC</SubdivisionCode>
    <SubdivisionName>South Carolina</SubdivisionName>
  </GeoLocationDetails>
</GeoLocationDetailsList>
<IsTruncated>>true</IsTruncated>
<NextCountryCode>US</NextCountryCode>
<NextSubdivisionCode>SD</NextSubdivisionCode>
<MaxItems>2</MaxItems>
</ListGeoLocationsResponse>
```

See Also

For more information about using this API in one of the language-specific AWS SDKs, see the following:

- [AWS Command Line Interface](#)
- [AWS SDK for .NET](#)
- [AWS SDK for C++](#)
- [AWS SDK for Go v2](#)
- [AWS SDK for Java V2](#)
- [AWS SDK for JavaScript V3](#)
- [AWS SDK for PHP V3](#)
- [AWS SDK for Python](#)
- [AWS SDK for Ruby V3](#)

ListHealthChecks

Service: Amazon Route 53

Retrieve a list of the health checks that are associated with the current AWS account.

Request Syntax

```
GET /2013-04-01/healthcheck?marker=Marker&maxitems=MaxItems HTTP/1.1
```

URI Request Parameters

The request uses the following URI parameters.

[marker](#)

If the value of `IsTruncated` in the previous response was `true`, you have more health checks. To get another group, submit another `ListHealthChecks` request.

For the value of `marker`, specify the value of `NextMarker` from the previous response, which is the ID of the first health check that Amazon Route 53 will return if you submit another request.

If the value of `IsTruncated` in the previous response was `false`, there are no more health checks to get.

Length Constraints: Maximum length of 64.

[maxitems](#)

The maximum number of health checks that you want `ListHealthChecks` to return in response to the current request. Amazon Route 53 returns a maximum of 1000 items. If you set `MaxItems` to a value greater than 1000, Route 53 returns only the first 1000 health checks.

Request Body

The request does not have a request body.

Response Syntax

```
HTTP/1.1 200
<?xml version="1.0" encoding="UTF-8"?>
<ListHealthChecksResponse>
  <HealthChecks>
```

```

<HealthCheck>
  <CallerReference>string</CallerReference>
  <CloudWatchAlarmConfiguration>
    <ComparisonOperator>string</ComparisonOperator>
    <Dimensions>
      <Dimension>
        <Name>string</Name>
        <Value>string</Value>
      </Dimension>
    </Dimensions>
    <EvaluationPeriods>integer</EvaluationPeriods>
    <MetricName>string</MetricName>
    <Namespace>string</Namespace>
    <Period>integer</Period>
    <Statistic>string</Statistic>
    <Threshold>double</Threshold>
  </CloudWatchAlarmConfiguration>
  <HealthCheckConfig>
    <AlarmIdentifier>
      <Name>string</Name>
      <Region>string</Region>
    </AlarmIdentifier>
    <ChildHealthChecks>
      <ChildHealthCheck>string</ChildHealthCheck>
    </ChildHealthChecks>
    <Disabled>boolean</Disabled>
    <EnableSNI>boolean</EnableSNI>
    <FailureThreshold>integer</FailureThreshold>
    <FullyQualifiedDomainName>string</FullyQualifiedDomainName>
    <HealthThreshold>integer</HealthThreshold>
    <InsufficientDataHealthStatus>string</InsufficientDataHealthStatus>
    <Inverted>boolean</Inverted>
    <IPAddress>string</IPAddress>
    <MeasureLatency>boolean</MeasureLatency>
    <Port>integer</Port>
    <Regions>
      <Region>string</Region>
    </Regions>
    <RequestInterval>integer</RequestInterval>
    <ResourcePath>string</ResourcePath>
    <RoutingControlArn>string</RoutingControlArn>
    <SearchString>string</SearchString>
    <Type>string</Type>
  </HealthCheckConfig>

```

```
<HealthCheckVersion>long</HealthCheckVersion>
<Id>string</Id>
<LinkedService>
  <Description>string</Description>
  <ServicePrincipal>string</ServicePrincipal>
</LinkedService>
</HealthCheck>
</HealthChecks>
<IsTruncated>boolean</IsTruncated>
<Marker>string</Marker>
<MaxItems>string</MaxItems>
<NextMarker>string</NextMarker>
</ListHealthChecksResponse>
```

Response Elements

If the action is successful, the service sends back an HTTP 200 response.

The following data is returned in XML format by the service.

ListHealthChecksResponse

Root level tag for the ListHealthChecksResponse parameters.

Required: Yes

HealthChecks

A complex type that contains one HealthCheck element for each health check that is associated with the current AWS account.

Type: Array of [HealthCheck](#) objects

IsTruncated

A flag that indicates whether there are more health checks to be listed. If the response was truncated, you can get the next group of health checks by submitting another ListHealthChecks request and specifying the value of NextMarker in the marker parameter.

Type: Boolean

Marker

For the second and subsequent calls to `ListHealthChecks`, `Marker` is the value that you specified for the `marker` parameter in the previous request.

Type: String

Length Constraints: Maximum length of 64.

MaxItems

The value that you specified for the `maxitems` parameter in the call to `ListHealthChecks` that produced the current response.

Type: String

NextMarker

If `IsTruncated` is `true`, the value of `NextMarker` identifies the first health check that Amazon Route 53 returns if you submit another `ListHealthChecks` request and specify the value of `NextMarker` in the `marker` parameter.

Type: String

Length Constraints: Maximum length of 64.

Errors

For information about the errors that are common to all actions, see [Common Errors](#).

IncompatibleVersion

The resource you're trying to access is unsupported on this Amazon Route 53 endpoint.

HTTP Status Code: 400

InvalidInput

The input is not valid.

HTTP Status Code: 400

Examples

Example Request

This example illustrates one usage of ListHealthChecks.

```
GET /2013-04-01/healthcheck?maxitems=1
```

Example Response

This example illustrates one usage of ListHealthChecks.

```
HTTP/1.1 200 OK
<?xml version="1.0" encoding="UTF-8"?>
<ListHealthChecksResponse xmlns="https://route53.amazonaws.com/doc/2013-04-01/">
  <HealthChecks>
    <HealthCheck>
      <Id>abcdef11-2222-3333-4444-555555fedcba</Id>
      <CallerReference>example.com 192.0.2.17</CallerReference>
      <HealthCheckConfig>
        <IPAddress>192.0.2.17</IPAddress>
        <Port>80</Port>
        <Type>HTTP</Type>
        <ResourcePath>/docs/route-53-health-check.html</ResourcePath>
        <FullyQualifiedDomainName>example.com</FullyQualifiedDomainName>
        <RequestInterval>30</RequestInterval>
        <FailureThreshold>3</FailureThreshold>
        <MeasureLatency>true</MeasureLatency>
        <EnableSNI>true</EnableSNI>
        <Inverted>false</Inverted>
      </HealthCheckConfig>
      <HealthCheckVersion>2</HealthCheckVersion>
    </HealthCheck>
  </HealthChecks>
  <IsTruncated>true</IsTruncated>
  <NextMarker>aaaaaaaa-1234-5678-9012-bbbbbbbccccc</NextMarker>
  <MaxItems>1</MaxItems>
</ListHealthChecksResponse>
```

See Also

For more information about using this API in one of the language-specific AWS SDKs, see the following:

- [AWS Command Line Interface](#)
- [AWS SDK for .NET](#)
- [AWS SDK for C++](#)
- [AWS SDK for Go v2](#)
- [AWS SDK for Java V2](#)
- [AWS SDK for JavaScript V3](#)
- [AWS SDK for PHP V3](#)
- [AWS SDK for Python](#)
- [AWS SDK for Ruby V3](#)

ListHostedZones

Service: Amazon Route 53

Retrieves a list of the public and private hosted zones that are associated with the current AWS account. The response includes a HostedZones child element for each hosted zone.

Amazon Route 53 returns a maximum of 100 items in each response. If you have a lot of hosted zones, you can use the `maxitems` parameter to list them in groups of up to 100.

Request Syntax

```
GET /2013-04-01/hostedzone?
delegationsetid=DelegationSetId&hostedzonetype=HostedZoneType&marker=Marker&maxitems=MaxItems
HTTP/1.1
```

URI Request Parameters

The request uses the following URI parameters.

delegationsetid

If you're using reusable delegation sets and you want to list all of the hosted zones that are associated with a reusable delegation set, specify the ID of that reusable delegation set.

Length Constraints: Maximum length of 32.

hostedzonetype

(Optional) Specifies if the hosted zone is private.

Valid Values: `PrivateHostedZone`

marker

If the value of `IsTruncated` in the previous response was `true`, you have more hosted zones. To get more hosted zones, submit another `ListHostedZones` request.

For the value of `marker`, specify the value of `NextMarker` from the previous response, which is the ID of the first hosted zone that Amazon Route 53 will return if you submit another request.

If the value of `IsTruncated` in the previous response was `false`, there are no more hosted zones to get.

Length Constraints: Maximum length of 64.

maxitems

(Optional) The maximum number of hosted zones that you want Amazon Route 53 to return. If you have more than `maxitems` hosted zones, the value of `IsTruncated` in the response is `true`, and the value of `NextMarker` is the hosted zone ID of the first hosted zone that Route 53 will return if you submit another request.

Request Body

The request does not have a request body.

Response Syntax

```
HTTP/1.1 200
<?xml version="1.0" encoding="UTF-8"?>
<ListHostedZonesResponse>
  <HostedZones>
    <HostedZone>
      <CallerReference>string</CallerReference>
      <Config>
        <Comment>string</Comment>
        <PrivateZone>boolean</PrivateZone>
      </Config>
      <Id>string</Id>
      <LinkedService>
        <Description>string</Description>
        <ServicePrincipal>string</ServicePrincipal>
      </LinkedService>
      <Name>string</Name>
      <ResourceRecordSetCount>long</ResourceRecordSetCount>
    </HostedZone>
  </HostedZones>
  <IsTruncated>boolean</IsTruncated>
  <Marker>string</Marker>
  <MaxItems>string</MaxItems>
  <NextMarker>string</NextMarker>
</ListHostedZonesResponse>
```

Response Elements

If the action is successful, the service sends back an HTTP 200 response.

The following data is returned in XML format by the service.

ListHostedZonesResponse

Root level tag for the ListHostedZonesResponse parameters.

Required: Yes

HostedZones

A complex type that contains general information about the hosted zone.

Type: Array of [HostedZone](#) objects

IsTruncated

A flag indicating whether there are more hosted zones to be listed. If the response was truncated, you can get more hosted zones by submitting another ListHostedZones request and specifying the value of NextMarker in the marker parameter.

Type: Boolean

Marker

For the second and subsequent calls to ListHostedZones, Marker is the value that you specified for the marker parameter in the request that produced the current response.

Type: String

Length Constraints: Maximum length of 64.

MaxItems

The value that you specified for the maxitems parameter in the call to ListHostedZones that produced the current response.

Type: String

NextMarker

If IsTruncated is true, the value of NextMarker identifies the first hosted zone in the next group of hosted zones. Submit another ListHostedZones request, and specify the value of NextMarker from the response in the marker parameter.

This element is present only if IsTruncated is true.

Type: String

Length Constraints: Maximum length of 64.

Errors

For information about the errors that are common to all actions, see [Common Errors](#).

DelegationSetNotReusable

A reusable delegation set with the specified ID does not exist.

HTTP Status Code: 400

InvalidInput

The input is not valid.

HTTP Status Code: 400

NoSuchDelegationSet

A reusable delegation set with the specified ID does not exist.

HTTP Status Code: 400

Examples

Example Request

This example illustrates one usage of ListHostedZones.

```
GET /2013-04-01/hostedzone?maxitems=1
```

Example Response

This example illustrates one usage of ListHostedZones.

```
HTTP/1.1 200 OK
<?xml version="1.0" encoding="UTF-8"?>
<ListHostedZonesResponse xmlns="https://route53.amazonaws.com/doc/2013-04-01/">
  <HostedZones>
```

```
<HostedZone>
  <Id>/hostedzone/Z1111111QQQQQQQ</Id>
  <Name>example.com.</Name>
  <CallerReference>MyUniqueIdentifier1</CallerReference>
  <Config>
    <Comment>This is my first hosted zone.</Comment>
    <PrivateZone>>false</PrivateZone>
  </Config>
  <ResourceRecordSetCount>42</ResourceRecordSetCount>
</HostedZone>
</HostedZones>
<IsTruncated>>true</IsTruncated>
<NextMarker>Z2222222VVVVVVV</NextMarker>
<MaxItems>1</MaxItems>
</ListHostedZonesResponse>
```

See Also

For more information about using this API in one of the language-specific AWS SDKs, see the following:

- [AWS Command Line Interface](#)
- [AWS SDK for .NET](#)
- [AWS SDK for C++](#)
- [AWS SDK for Go v2](#)
- [AWS SDK for Java V2](#)
- [AWS SDK for JavaScript V3](#)
- [AWS SDK for PHP V3](#)
- [AWS SDK for Python](#)
- [AWS SDK for Ruby V3](#)

ListHostedZonesByName

Service: Amazon Route 53

Retrieves a list of your hosted zones in lexicographic order. The response includes a `HostedZones` child element for each hosted zone created by the current AWS account.

`ListHostedZonesByName` sorts hosted zones by name with the labels reversed. For example:

```
com.example.www.
```

Note the trailing dot, which can change the sort order in some circumstances.

If the domain name includes escape characters or Punycode, `ListHostedZonesByName` alphabetizes the domain name using the escaped or Punycode value, which is the format that Amazon Route 53 saves in its database. For example, to create a hosted zone for `exämple.com`, you specify `ex\344mple.com` for the domain name. `ListHostedZonesByName` alphabetizes it as:

```
com.ex\344mple.
```

The labels are reversed and alphabetized using the escaped value. For more information about valid domain name formats, including internationalized domain names, see [DNS Domain Name Format](#) in the *Amazon Route 53 Developer Guide*.

Route 53 returns up to 100 items in each response. If you have a lot of hosted zones, use the `MaxItems` parameter to list them in groups of up to 100. The response includes values that help navigate from one group of `MaxItems` hosted zones to the next:

- The `DNSName` and `HostedZoneId` elements in the response contain the values, if any, specified for the `dnsname` and `hostedzoneid` parameters in the request that produced the current response.
- The `MaxItems` element in the response contains the value, if any, that you specified for the `maxitems` parameter in the request that produced the current response.
- If the value of `IsTruncated` in the response is `true`, there are more hosted zones associated with the current AWS account.

If `IsTruncated` is `false`, this response includes the last hosted zone that is associated with the current account. The `NextDNSName` element and `NextHostedZoneId` elements are omitted from the response.

- The `NextDNSName` and `NextHostedZoneId` elements in the response contain the domain name and the hosted zone ID of the next hosted zone that is associated with the current AWS

account. If you want to list more hosted zones, make another call to `ListHostedZonesByName`, and specify the value of `NextDNSName` and `NextHostedZoneId` in the `dnsname` and `hostedzoneid` parameters, respectively.

Request Syntax

```
GET /2013-04-01/hostedzonesbyname?  
dnsname=DNSName&hostedzoneid=HostedZoneId&maxitems=MaxItems HTTP/1.1
```

URI Request Parameters

The request uses the following URI parameters.

dnsname

(Optional) For your first request to `ListHostedZonesByName`, include the `dnsname` parameter only if you want to specify the name of the first hosted zone in the response. If you don't include the `dnsname` parameter, Amazon Route 53 returns all of the hosted zones that were created by the current AWS account, in ASCII order. For subsequent requests, include both `dnsname` and `hostedzoneid` parameters. For `dnsname`, specify the value of `NextDNSName` from the previous response.

Length Constraints: Maximum length of 1024.

hostedzoneid

(Optional) For your first request to `ListHostedZonesByName`, do not include the `hostedzoneid` parameter.

If you have more hosted zones than the value of `maxitems`, `ListHostedZonesByName` returns only the first `maxitems` hosted zones. To get the next group of `maxitems` hosted zones, submit another request to `ListHostedZonesByName` and include both `dnsname` and `hostedzoneid` parameters. For the value of `hostedzoneid`, specify the value of the `NextHostedZoneId` element from the previous response.

Length Constraints: Maximum length of 32.

maxitems

The maximum number of hosted zones to be included in the response body for this request. If you have more than `maxitems` hosted zones, then the value of the `IsTruncated` element in

the response is true, and the values of `NextDNSName` and `NextHostedZoneId` specify the first hosted zone in the next group of `maxItems` hosted zones.

Request Body

The request does not have a request body.

Response Syntax

```
HTTP/1.1 200
<?xml version="1.0" encoding="UTF-8"?>
<ListHostedZonesByNameResponse>
  <DNSName>string</DNSName>
  <HostedZoneId>string</HostedZoneId>
  <HostedZones>
    <HostedZone>
      <CallerReference>string</CallerReference>
      <Config>
        <Comment>string</Comment>
        <PrivateZone>boolean</PrivateZone>
      </Config>
      <Id>string</Id>
      <LinkedService>
        <Description>string</Description>
        <ServicePrincipal>string</ServicePrincipal>
      </LinkedService>
      <Name>string</Name>
      <ResourceRecordSetCount>long</ResourceRecordSetCount>
    </HostedZone>
  </HostedZones>
  <IsTruncated>boolean</IsTruncated>
  <MaxItems>string</MaxItems>
  <NextDNSName>string</NextDNSName>
  <NextHostedZoneId>string</NextHostedZoneId>
</ListHostedZonesByNameResponse>
```

Response Elements

If the action is successful, the service sends back an HTTP 200 response.

The following data is returned in XML format by the service.

ListHostedZonesByNameResponse

Root level tag for the ListHostedZonesByNameResponse parameters.

Required: Yes

DNSName

For the second and subsequent calls to ListHostedZonesByName, DNSName is the value that you specified for the dnsname parameter in the request that produced the current response.

Type: String

Length Constraints: Maximum length of 1024.

HostedZoneId

The ID that Amazon Route 53 assigned to the hosted zone when you created it.

Type: String

Length Constraints: Maximum length of 32.

HostedZones

A complex type that contains general information about the hosted zone.

Type: Array of [HostedZone](#) objects

IsTruncated

A flag that indicates whether there are more hosted zones to be listed. If the response was truncated, you can get the next group of maxitems hosted zones by calling ListHostedZonesByName again and specifying the values of NextDNSName and NextHostedZoneId elements in the dnsname and hostedzoneid parameters.

Type: Boolean

MaxItems

The value that you specified for the maxitems parameter in the call to ListHostedZonesByName that produced the current response.

Type: String

NextDNSName

If `IsTruncated` is true, the value of `NextDNSName` is the name of the first hosted zone in the next group of `maxitems` hosted zones. Call `ListHostedZonesByName` again and specify the value of `NextDNSName` and `NextHostedZoneId` in the `dnsname` and `hostedzoneid` parameters, respectively.

This element is present only if `IsTruncated` is true.

Type: String

Length Constraints: Maximum length of 1024.

NextHostedZoneId

If `IsTruncated` is true, the value of `NextHostedZoneId` identifies the first hosted zone in the next group of `maxitems` hosted zones. Call `ListHostedZonesByName` again and specify the value of `NextDNSName` and `NextHostedZoneId` in the `dnsname` and `hostedzoneid` parameters, respectively.

This element is present only if `IsTruncated` is true.

Type: String

Length Constraints: Maximum length of 32.

Errors

For information about the errors that are common to all actions, see [Common Errors](#).

InvalidDomainName

The specified domain name is not valid.

HTTP Status Code: 400

InvalidInput

The input is not valid.

HTTP Status Code: 400

Examples

Example Request

This example illustrates one usage of `ListHostedZonesByName`.

```
GET /2013-04-01/hostedzonesbyname?maxitems=1
```

Example Response

This example illustrates one usage of `ListHostedZonesByName`.

```
HTTP/1.1 200 OK
<?xml version="1.0" encoding="UTF-8"?>
<ListHostedZonesByNameResponse xmlns="https://route53.amazonaws.com/doc/2013-04-01/">
  <HostedZones>
    <HostedZone>
      <Id>/hostedzone/Z1111111QQQQQQ</Id>
      <Name>example.com.</Name>
      <CallerReference>MyUniqueIdentifier1</CallerReference>
      <Config>
        <Comment>This is my first hosted zone.</Comment>
        <PrivateZone>>false</PrivateZone>
      </Config>
      <ResourceRecordSetCount>42</ResourceRecordSetCount>
    </HostedZone>
  </HostedZones>
  <IsTruncated>>true</IsTruncated>
  <NextDNSName>example2.com</NextDNSName>
  <NextHostedZoneId>Z2222222VVVVVV</NextHostedZoneId>
  <MaxItems>1</MaxItems>
</ListHostedZonesByNameResponse>
```

See Also

For more information about using this API in one of the language-specific AWS SDKs, see the following:

- [AWS Command Line Interface](#)
- [AWS SDK for .NET](#)
- [AWS SDK for C++](#)

- [AWS SDK for Go v2](#)
- [AWS SDK for Java V2](#)
- [AWS SDK for JavaScript V3](#)
- [AWS SDK for PHP V3](#)
- [AWS SDK for Python](#)
- [AWS SDK for Ruby V3](#)

ListHostedZonesByVPC

Service: Amazon Route 53

Lists all the private hosted zones that a specified VPC is associated with, regardless of which AWS account or AWS service owns the hosted zones. The `HostedZoneOwner` structure in the response contains one of the following values:

- An `OwningAccount` element, which contains the account number of either the current AWS account or another AWS account. Some services, such as AWS Cloud Map, create hosted zones using the current account.
- An `OwningService` element, which identifies the AWS service that created and owns the hosted zone. For example, if a hosted zone was created by Amazon Elastic File System (Amazon EFS), the value of `Owner` is `efs.amazonaws.com`.

Note

When listing private hosted zones, the hosted zone and the Amazon VPC must belong to the same partition where the hosted zones were created. A partition is a group of AWS Regions. Each AWS account is scoped to one partition.

The following are the supported partitions:

- `aws` - AWS Regions
- `aws-cn` - China Regions
- `aws-us-gov` - AWS GovCloud (US) Region

For more information, see [Access Management](#) in the *AWS General Reference*.

Request Syntax

```
GET /2013-04-01/hostedzonesbyvpc?  
maxitems=MaxItems&nexttoken=NextToken&vpcid=VPCId&vpcregion=VPCRegion HTTP/1.1
```

URI Request Parameters

The request uses the following URI parameters.

[maxitems](#)

(Optional) The maximum number of hosted zones that you want Amazon Route 53 to return. If the specified VPC is associated with more than `MaxItems` hosted zones, the response includes a `NextToken` element. `NextToken` contains an encrypted token that identifies the first hosted zone that Route 53 will return if you submit another request.

[nexttoken](#)

If the previous response included a `NextToken` element, the specified VPC is associated with more hosted zones. To get more hosted zones, submit another `ListHostedZonesByVPC` request.

For the value of `NextToken`, specify the value of `NextToken` from the previous response.

If the previous response didn't include a `NextToken` element, there are no more hosted zones to get.

Length Constraints: Maximum length of 1024.

[vpcid](#)

The ID of the Amazon VPC that you want to list hosted zones for.

Length Constraints: Maximum length of 1024.

Required: Yes

[vpcregion](#)

For the Amazon VPC that you specified for `VPCId`, the AWS Region that you created the VPC in.

Length Constraints: Minimum length of 1. Maximum length of 64.

Valid Values: `us-east-1` | `us-east-2` | `us-west-1` | `us-west-2` | `eu-west-1` | `eu-west-2` | `eu-west-3` | `eu-central-1` | `eu-central-2` | `ap-east-1` | `me-south-1` | `us-gov-west-1` | `us-gov-east-1` | `us-iso-east-1` | `us-iso-west-1` | `us-isob-east-1` | `me-central-1` | `ap-southeast-1` | `ap-southeast-2` | `ap-southeast-3` | `ap-south-1` | `ap-south-2` | `ap-northeast-1` | `ap-northeast-2` | `ap-northeast-3` | `eu-north-1` | `sa-east-1` | `ca-central-1` | `cn-north-1` | `af-south-1` | `eu-south-1` | `eu-south-2` | `ap-southeast-4` | `il-central-1` | `ca-west-1`

Required: Yes

Request Body

The request does not have a request body.

Response Syntax

```
HTTP/1.1 200
<?xml version="1.0" encoding="UTF-8"?>
<ListHostedZonesByVPCResponse>
  <HostedZoneSummaries>
    <HostedZoneSummary>
      <HostedZoneId>string</HostedZoneId>
      <Name>string</Name>
      <Owner>
        <OwningAccount>string</OwningAccount>
        <OwningService>string</OwningService>
      </Owner>
    </HostedZoneSummary>
  </HostedZoneSummaries>
  <MaxItems>string</MaxItems>
  <NextToken>string</NextToken>
</ListHostedZonesByVPCResponse>
```

Response Elements

If the action is successful, the service sends back an HTTP 200 response.

The following data is returned in XML format by the service.

ListHostedZonesByVPCResponse

Root level tag for the ListHostedZonesByVPCResponse parameters.

Required: Yes

HostedZoneSummaries

A list that contains one HostedZoneSummary element for each hosted zone that the specified Amazon VPC is associated with. Each HostedZoneSummary element contains the hosted zone name and ID, and information about who owns the hosted zone.

Type: Array of [HostedZoneSummary](#) objects

MaxItems

The value that you specified for `MaxItems` in the most recent `ListHostedZonesByVPC` request.

Type: String

NextToken

The value that you will use for `NextToken` in the next `ListHostedZonesByVPC` request.

Type: String

Length Constraints: Maximum length of 1024.

Errors

For information about the errors that are common to all actions, see [Common Errors](#).

InvalidInput

The input is not valid.

HTTP Status Code: 400

InvalidPaginationToken

The value that you specified to get the second or subsequent page of results is invalid.

HTTP Status Code: 400

Examples

Example Request

This example illustrates one usage of `ListHostedZonesByVPC`.

```
GET /2013-04-01/hostedzonesbyvpc?maxitems=10&vpcid=vpc-a1b2c3d4e5&vpcregion=us-west-1
HTTP/1.1
```

Example Response

This example illustrates one usage of `ListHostedZonesByVPC`.

```
HTTP/1.1 200 OK
<?xml version="1.0" encoding="UTF-8"?>
<ListHostedZonesByVPCResponse xmlns="https://route53.amazonaws.com/doc/2013-04-01/">
  <HostedZoneSummaries>
    <HostedZoneSummary>
      <HostedZoneId>Z111111QQQQQQQ</HostedZoneId>
      <Name>example.com</Name>
      <Owner>
        <OwningAccount>123456789012</OwningAccount>
      </Owner>
    </HostedZoneSummary>
    <HostedZoneSummary>
      <HostedZoneId>Z222222RRRRRRR</HostedZoneId>
      <Name>example.net</Name>
      <Owner>
        <OwningAccount>111122223333</OwningAccount>
      </Owner>
    </HostedZoneSummary>
    <HostedZoneSummary>
      <HostedZoneId>Z333333SSSSSSS</HostedZoneId>
      <Name>example.org</Name>
      <Owner>
        <OwningService>efs.amazonaws.com</OwningService>
      </Owner>
    </HostedZoneSummary>
  </HostedZoneSummaries>
  <MaxItems>10</MaxItems>
</ListHostedZonesByVPCResponse>
```

See Also

For more information about using this API in one of the language-specific AWS SDKs, see the following:

- [AWS Command Line Interface](#)
- [AWS SDK for .NET](#)
- [AWS SDK for C++](#)
- [AWS SDK for Go v2](#)
- [AWS SDK for Java V2](#)
- [AWS SDK for JavaScript V3](#)

- [AWS SDK for PHP V3](#)
- [AWS SDK for Python](#)
- [AWS SDK for Ruby V3](#)

ListQueryLoggingConfigs

Service: Amazon Route 53

Lists the configurations for DNS query logging that are associated with the current AWS account or the configuration that is associated with a specified hosted zone.

For more information about DNS query logs, see [CreateQueryLoggingConfig](#). Additional information, including the format of DNS query logs, appears in [Logging DNS Queries](#) in the *Amazon Route 53 Developer Guide*.

Request Syntax

```
GET /2013-04-01/queryloggingconfig?  
hostedzoneid=HostedZoneId&maxresults=MaxResults&nexttoken=NextToken HTTP/1.1
```

URI Request Parameters

The request uses the following URI parameters.

hostedzoneid

(Optional) If you want to list the query logging configuration that is associated with a hosted zone, specify the ID in `HostedZoneId`.

If you don't specify a hosted zone ID, `ListQueryLoggingConfigs` returns all of the configurations that are associated with the current AWS account.

Length Constraints: Maximum length of 32.

maxresults

(Optional) The maximum number of query logging configurations that you want Amazon Route 53 to return in response to the current request. If the current AWS account has more than `MaxResults` configurations, use the value of [NextToken](#) in the response to get the next page of results.

If you don't specify a value for `MaxResults`, Route 53 returns up to 100 configurations.

nexttoken

(Optional) If the current AWS account has more than `MaxResults` query logging configurations, use `NextToken` to get the second and subsequent pages of results.

For the first `ListQueryLoggingConfigs` request, omit this value.

For the second and subsequent requests, get the value of `NextToken` from the previous response and specify that value for `NextToken` in the request.

Length Constraints: Maximum length of 1024.

Request Body

The request does not have a request body.

Response Syntax

```
HTTP/1.1 200
<?xml version="1.0" encoding="UTF-8"?>
<ListQueryLoggingConfigsResponse>
  <NextToken>string</NextToken>
  <QueryLoggingConfigs>
    <QueryLoggingConfig>
      <CloudWatchLogsLogGroupArn>string</CloudWatchLogsLogGroupArn>
      <HostedZoneId>string</HostedZoneId>
      <Id>string</Id>
    </QueryLoggingConfig>
  </QueryLoggingConfigs>
</ListQueryLoggingConfigsResponse>
```

Response Elements

If the action is successful, the service sends back an HTTP 200 response.

The following data is returned in XML format by the service.

ListQueryLoggingConfigsResponse

Root level tag for the `ListQueryLoggingConfigsResponse` parameters.

Required: Yes

NextToken

If a response includes the last of the query logging configurations that are associated with the current AWS account, `NextToken` doesn't appear in the response.

If a response doesn't include the last of the configurations, you can get more configurations by submitting another [ListQueryLoggingConfigs](#) request. Get the value of NextToken that Amazon Route 53 returned in the previous response and include it in NextToken in the next request.

Type: String

Length Constraints: Maximum length of 1024.

[QueryLoggingConfigs](#)

An array that contains one [QueryLoggingConfig](#) element for each configuration for DNS query logging that is associated with the current AWS account.

Type: Array of [QueryLoggingConfig](#) objects

Errors

For information about the errors that are common to all actions, see [Common Errors](#).

InvalidInput

The input is not valid.

HTTP Status Code: 400

InvalidPaginationToken

The value that you specified to get the second or subsequent page of results is invalid.

HTTP Status Code: 400

NoSuchHostedZone

No hosted zone exists with the ID that you specified.

HTTP Status Code: 404

Examples

Example Request

The following request gets the configuration that is associated with the hosted zone Z1D633PJN98FT9.

```
GET /2013-04-01/queryloggingconfig HTTP/1.1
<?xml version="1.0" encoding="UTF-8"?>
<ListQueryLoggingConfigsRequest xmlns="https://route53.amazonaws.com/doc/2013-04-01/">
  <HostedZoneId>Z1D633PJN98FT9</HostedZoneId>
  <MaxResults>1</MaxResults>
</ListQueryLoggingConfigsRequest>
```

Example Response

This example illustrates one usage of ListQueryLoggingConfigs.

```
HTTP/1.1 200 OK
<?xml version="1.0" encoding="UTF-8"?>
<ListQueryLoggingConfigsResponse xmlns="https://route53.amazonaws.com/doc/2013-04-01/">
  <NextToken>87654321-dcba-1234-abcd-1a2b3c4d5e70</NextToken>
  <QueryLoggingConfigs>
    <QueryLoggingConfig>
      <Id>87654321-dcba-1234-abcd-1a2b3c4d5e6f</Id>
      <HostedZoneId>Z1D633PJN98FT9</HostedZoneId>
      <CloudWatchLogsLogGroupArn>arn:aws:logs:us-east-1:111111111111:log-
group:example.com:*</CloudWatchLogsLogGroupArn>
    </QueryLoggingConfig>
  </QueryLoggingConfigs>
</ListQueryLoggingConfigsResponse>
```

See Also

For more information about using this API in one of the language-specific AWS SDKs, see the following:

- [AWS Command Line Interface](#)
- [AWS SDK for .NET](#)
- [AWS SDK for C++](#)
- [AWS SDK for Go v2](#)
- [AWS SDK for Java V2](#)
- [AWS SDK for JavaScript V3](#)
- [AWS SDK for PHP V3](#)
- [AWS SDK for Python](#)

- [AWS SDK for Ruby V3](#)

ListResourceRecordSets

Service: Amazon Route 53

Lists the resource record sets in a specified hosted zone.

ListResourceRecordSets returns up to 300 resource record sets at a time in ASCII order, beginning at a position specified by the name and type elements.

Sort order

ListResourceRecordSets sorts results first by DNS name with the labels reversed, for example:

```
com.example.www.
```

Note the trailing dot, which can change the sort order when the record name contains characters that appear before . (decimal 46) in the ASCII table. These characters include the following: ! " # \$ % & ' () * + , -

When multiple records have the same DNS name, ListResourceRecordSets sorts results by the record type.

Specifying where to start listing records

You can use the name and type elements to specify the resource record set that the list begins with:

If you do not specify Name or Type

The results begin with the first resource record set that the hosted zone contains.

If you specify Name but not Type

The results begin with the first resource record set in the list whose name is greater than or equal to Name.

If you specify Type but not Name

Amazon Route 53 returns the InvalidInput error.

If you specify both Name and Type

The results begin with the first resource record set in the list whose name is greater than or equal to Name, and whose type is greater than or equal to Type.

Resource record sets that are PENDING

This action returns the most current version of the records. This includes records that are PENDING, and that are not yet available on all Route 53 DNS servers.

Changing resource record sets

To ensure that you get an accurate listing of the resource record sets for a hosted zone at a point in time, do not submit a `ChangeResourceRecordSets` request while you're paging through the results of a `ListResourceRecordSets` request. If you do, some pages may display results without the latest changes while other pages display results with the latest changes.

Displaying the next page of results

If a `ListResourceRecordSets` command returns more than one page of results, the value of `IsTruncated` is `true`. To display the next page of results, get the values of `NextRecordName`, `NextRecordType`, and `NextRecordIdentifier` (if any) from the response. Then submit another `ListResourceRecordSets` request, and specify those values for `StartRecordName`, `StartRecordType`, and `StartRecordIdentifier`.

Request Syntax

```
GET /2013-04-01/hostedzone/Id/rrset?
identifier=StartRecordIdentifier&maxitems=MaxItems&name=StartRecordName&type=StartRecordType
HTTP/1.1
```

URI Request Parameters

The request uses the following URI parameters.

Id

The ID of the hosted zone that contains the resource record sets that you want to list.

Length Constraints: Maximum length of 32.

Required: Yes

identifier

Resource record sets that have a routing policy other than simple: If results were truncated for a given DNS name and type, specify the value of `NextRecordIdentifier` from the previous response to get the next resource record set that has the current DNS name and type.

Length Constraints: Minimum length of 1. Maximum length of 128.

maxitems

(Optional) The maximum number of resource records sets to include in the response body for this request. If the response includes more than `maxitems` resource record sets, the value of the `IsTruncated` element in the response is `true`, and the values of the `NextRecordName` and `NextRecordType` elements in the response identify the first resource record set in the next group of `maxitems` resource record sets.

name

The first name in the lexicographic ordering of resource record sets that you want to list. If the specified record name doesn't exist, the results begin with the first resource record set that has a name greater than the value of `name`.

Length Constraints: Maximum length of 1024.

type

The type of resource record set to begin the record listing from.

Valid values for basic resource record sets: A | AAAA | CAA | CNAME | MX | NAPTR | NS | PTR | SOA | SPF | SRV | TXT

Values for weighted, latency, geolocation, and failover resource record sets: A | AAAA | CAA | CNAME | MX | NAPTR | PTR | SPF | SRV | TXT

Values for alias resource record sets:

- **API Gateway custom regional API or edge-optimized API:** A
- **CloudFront distribution:** A or AAAA
- **Elastic Beanstalk environment that has a regionalized subdomain:** A
- **Elastic Load Balancing load balancer:** A | AAAA
- **S3 bucket:** A
- **VPC interface VPC endpoint:** A
- **Another resource record set in this hosted zone:** The type of the resource record set that the alias references.

Constraint: Specifying `type` without specifying `name` returns an `InvalidInput` error.

Valid Values: SOA | A | TXT | NS | CNAME | MX | NAPTR | PTR | SRV | SPF |
AAAA | CAA | DS

Request Body

The request does not have a request body.

Response Syntax

```
HTTP/1.1 200
<?xml version="1.0" encoding="UTF-8"?>
<ListResourceRecordSetsResponse>
  <IsTruncated>boolean</IsTruncated>
  <MaxItems>string</MaxItems>
  <NextRecordIdentifier>string</NextRecordIdentifier>
  <NextRecordName>string</NextRecordName>
  <NextRecordType>string</NextRecordType>
  <ResourceRecordSets>
    <ResourceRecordSet>
      <AliasTarget>
        <DNSName>string</DNSName>
        <EvaluateTargetHealth>boolean</EvaluateTargetHealth>
        <HostedZoneId>string</HostedZoneId>
      </AliasTarget>
      <CidrRoutingConfig>
        <CollectionId>string</CollectionId>
        <LocationName>string</LocationName>
      </CidrRoutingConfig>
      <Failover>string</Failover>
      <GeoLocation>
        <ContinentCode>string</ContinentCode>
        <CountryCode>string</CountryCode>
        <SubdivisionCode>string</SubdivisionCode>
      </GeoLocation>
      <GeoProximityLocation>
        <AWSRegion>string</AWSRegion>
        <Bias>integer</Bias>
        <Coordinates>
          <Latitude>string</Latitude>
          <Longitude>string</Longitude>
        </Coordinates>
        <LocalZoneGroup>string</LocalZoneGroup>
      </GeoProximityLocation>
    </ResourceRecordSet>
  </ResourceRecordSets>
</ListResourceRecordSetsResponse>
```

```

</GeoProximityLocation>
<HealthCheckId>string</HealthCheckId>
<MultiValueAnswer>boolean</MultiValueAnswer>
<Name>string</Name>
<Region>string</Region>
<ResourceRecords>
  <ResourceRecord>
    <Value>string</Value>
  </ResourceRecord>
</ResourceRecords>
<SetIdentifier>string</SetIdentifier>
<TrafficPolicyInstanceId>string</TrafficPolicyInstanceId>
<TTL>long</TTL>
<Type>string</Type>
<Weight>long</Weight>
</ResourceRecordSet>
</ResourceRecordSets>
</ListResourceRecordSetsResponse>

```

Response Elements

If the action is successful, the service sends back an HTTP 200 response.

The following data is returned in XML format by the service.

ListResourceRecordSetsResponse

Root level tag for the ListResourceRecordSetsResponse parameters.

Required: Yes

IsTruncated

A flag that indicates whether more resource record sets remain to be listed. If your results were truncated, you can make a follow-up pagination request by using the NextRecordName element.

Type: Boolean

MaxItems

The maximum number of records you requested.

Type: String

NextRecordIdentifier

Resource record sets that have a routing policy other than simple: If results were truncated for a given DNS name and type, the value of `SetIdentifier` for the next resource record set that has the current DNS name and type.

For information about routing policies, see [Choosing a Routing Policy](#) in the *Amazon Route 53 Developer Guide*.

Type: String

Length Constraints: Minimum length of 1. Maximum length of 128.

NextRecordName

If the results were truncated, the name of the next record in the list.

This element is present only if `IsTruncated` is true.

Type: String

Length Constraints: Maximum length of 1024.

NextRecordType

If the results were truncated, the type of the next record in the list.

This element is present only if `IsTruncated` is true.

Type: String

Valid Values: SOA | A | TXT | NS | CNAME | MX | NAPTR | PTR | SRV | SPF | AAAA | CAA | DS

ResourceRecordSets

Information about multiple resource record sets.

Type: Array of [ResourceRecordSet](#) objects

Errors

For information about the errors that are common to all actions, see [Common Errors](#).

InvalidInput

The input is not valid.

HTTP Status Code: 400

NoSuchHostedZone

No hosted zone exists with the ID that you specified.

HTTP Status Code: 404

Examples

Example Request

This example illustrates one usage of ListResourceRecordSets.

```
GET /2013-04-01/hostedzone/Z1PA6795UKMFR9/rrset?maxitems=1
```

Example Response

This example illustrates one usage of ListResourceRecordSets.

```
HTTP/1.1 200 OK
<?xml version="1.0" encoding="UTF-8"?>
<ListResourceRecordSetsResponse xmlns="https://route53.amazonaws.com/doc/2013-04-01/">
  <ResourceRecordSets>
    <ResourceRecordSet>
      <Name>example.com.</Name>
      <Type>SOA</Type>
      <TTL>900</TTL>
      <ResourceRecords>
        <ResourceRecord>
          <Value>ns-2048.awsdns-64.net. hostmaster.awsdns.com. 1 7200 900 1209600
86400</Value>
        </ResourceRecord>
      </ResourceRecords>
    </ResourceRecordSet>
  </ResourceRecordSets>
  <IsTruncated>true</IsTruncated>
  <MaxItems>1</MaxItems>
  <NextRecordName>example.com.</NextRecordName>
```



```
<NextRecordType>NS</NextRecordType>  
</ListResourceRecordSetsResponse>
```

See Also

For more information about using this API in one of the language-specific AWS SDKs, see the following:

- [AWS Command Line Interface](#)
- [AWS SDK for .NET](#)
- [AWS SDK for C++](#)
- [AWS SDK for Go v2](#)
- [AWS SDK for Java V2](#)
- [AWS SDK for JavaScript V3](#)
- [AWS SDK for PHP V3](#)
- [AWS SDK for Python](#)
- [AWS SDK for Ruby V3](#)

ListReusableDelegationSets

Service: Amazon Route 53

Retrieves a list of the reusable delegation sets that are associated with the current AWS account.

Request Syntax

```
GET /2013-04-01/delegationset?marker=Marker&maxitems=MaxItems HTTP/1.1
```

URI Request Parameters

The request uses the following URI parameters.

[marker](#)

If the value of `IsTruncated` in the previous response was `true`, you have more reusable delegation sets. To get another group, submit another `ListReusableDelegationSets` request.

For the value of `marker`, specify the value of `NextMarker` from the previous response, which is the ID of the first reusable delegation set that Amazon Route 53 will return if you submit another request.

If the value of `IsTruncated` in the previous response was `false`, there are no more reusable delegation sets to get.

Length Constraints: Maximum length of 64.

[maxitems](#)

The number of reusable delegation sets that you want Amazon Route 53 to return in the response to this request. If you specify a value greater than 100, Route 53 returns only the first 100 reusable delegation sets.

Request Body

The request does not have a request body.

Response Syntax

```
HTTP/1.1 200
```

```
<?xml version="1.0" encoding="UTF-8"?>
<ListReusableDelegationSetsResponse>
  <DelegationSets>
    <DelegationSet>
      <CallerReference>string</CallerReference>
      <Id>string</Id>
      <NameServers>
        <NameServer>string</NameServer>
      </NameServers>
    </DelegationSet>
  </DelegationSets>
  <IsTruncated>boolean</IsTruncated>
  <Marker>string</Marker>
  <MaxItems>string</MaxItems>
  <NextMarker>string</NextMarker>
</ListReusableDelegationSetsResponse>
```

Response Elements

If the action is successful, the service sends back an HTTP 200 response.

The following data is returned in XML format by the service.

ListReusableDelegationSetsResponse

Root level tag for the ListReusableDelegationSetsResponse parameters.

Required: Yes

DelegationSets

A complex type that contains one DelegationSet element for each reusable delegation set that was created by the current AWS account.

Type: Array of [DelegationSet](#) objects

IsTruncated

A flag that indicates whether there are more reusable delegation sets to be listed.

Type: Boolean

Marker

For the second and subsequent calls to ListReusableDelegationSets, Marker is the value that you specified for the marker parameter in the request that produced the current response.

Type: String

Length Constraints: Maximum length of 64.

MaxItems

The value that you specified for the `maxItems` parameter in the call to `ListReusableDelegationSets` that produced the current response.

Type: String

NextMarker

If `IsTruncated` is `true`, the value of `NextMarker` identifies the next reusable delegation set that Amazon Route 53 will return if you submit another `ListReusableDelegationSets` request and specify the value of `NextMarker` in the `marker` parameter.

Type: String

Length Constraints: Maximum length of 64.

Errors

For information about the errors that are common to all actions, see [Common Errors](#).

InvalidInput

The input is not valid.

HTTP Status Code: 400

Examples

Example Request

This example illustrates one usage of `ListReusableDelegationSets`.

```
GET /2013-04-01/delegationset?maxitems=2
```

Example Response

This example illustrates one usage of `ListReusableDelegationSets`.

```
HTTP/1.1 200 OK
<?xml version="1.0" encoding="UTF-8"?>
<ListReusableDelegationSetsResponse xmlns="https://route53.amazonaws.com/doc/2013-04-01/">
  <DelegationSets>
    <DelegationSet>
      <Id>/delegationset/N1PA6795SAMPLE</Id>
      <CallerReference>2017-03-15T01:36:41.958Z</CallerReference>
      <NameServers>
        <NameServer>ns-2042.awsdns-64.com</NameServer>
        <NameServer>ns-2043.awsdns-65.net</NameServer>
        <NameServer>ns-2044.awsdns-66.org</NameServer>
        <NameServer>ns-2045.awsdns-67.co.uk</NameServer>
      </NameServers>
    </DelegationSet>
    <DelegationSet>
      <Id>/delegationset/N1PA7000SAMPLE</Id>
      <CallerReference>2017-03-16T01:37:42.959Z</CallerReference>
      <NameServers>
        <NameServer>ns-2046.awsdns-68.com</NameServer>
        <NameServer>ns-2047.awsdns-69.net</NameServer>
        <NameServer>ns-2048.awsdns-70.org</NameServer>
        <NameServer>ns-2049.awsdns-71.co.uk</NameServer>
      </NameServers>
    </DelegationSet>
  </DelegationSets>
  <IsTruncated>>true</IsTruncated>
  <NextMarker>N1PA6797SAMPLE</NextMarker>
  <MaxItems>2</MaxItems>
</ListReusableDelegationSetsResponse>
```

See Also

For more information about using this API in one of the language-specific AWS SDKs, see the following:

- [AWS Command Line Interface](#)
- [AWS SDK for .NET](#)
- [AWS SDK for C++](#)
- [AWS SDK for Go v2](#)
- [AWS SDK for Java V2](#)

- [AWS SDK for JavaScript V3](#)
- [AWS SDK for PHP V3](#)
- [AWS SDK for Python](#)
- [AWS SDK for Ruby V3](#)

ListTagsForResource

Service: Amazon Route 53

Lists tags for one health check or hosted zone.

For information about using tags for cost allocation, see [Using Cost Allocation Tags](#) in the *AWS Billing and Cost Management User Guide*.

Request Syntax

```
GET /2013-04-01/tags/ResourceType/ResourceId HTTP/1.1
```

URI Request Parameters

The request uses the following URI parameters.

ResourceId

The ID of the resource for which you want to retrieve tags.

Length Constraints: Maximum length of 64.

Required: Yes

ResourceType

The type of the resource.

- The resource type for health checks is healthcheck.
- The resource type for hosted zones is hostedzone.

Valid Values: healthcheck | hostedzone

Required: Yes

Request Body

The request does not have a request body.

Response Syntax

```
HTTP/1.1 200  
<?xml version="1.0" encoding="UTF-8"?>
```

```
<ListTagsForResourceResponse>
  <ResourceTagSet>
    <ResourceId>string</ResourceId>
    <ResourceType>string</ResourceType>
    <Tags>
      <Tag>
        <Key>string</Key>
        <Value>string</Value>
      </Tag>
    </Tags>
  </ResourceTagSet>
</ListTagsForResourceResponse>
```

Response Elements

If the action is successful, the service sends back an HTTP 200 response.

The following data is returned in XML format by the service.

[ListTagsForResourceResponse](#)

Root level tag for the ListTagsForResourceResponse parameters.

Required: Yes

[ResourceTagSet](#)

A ResourceTagSet containing tags associated with the specified resource.

Type: [ResourceTagSet](#) object

Errors

For information about the errors that are common to all actions, see [Common Errors](#).

InvalidInput

The input is not valid.

HTTP Status Code: 400

NoSuchHealthCheck

No health check exists with the specified ID.

HTTP Status Code: 404

NoSuchHostedZone

No hosted zone exists with the ID that you specified.

HTTP Status Code: 404

PriorRequestNotComplete

If Amazon Route 53 can't process a request before the next request arrives, it will reject subsequent requests for the same hosted zone and return an HTTP 400 error (Bad request). If Route 53 returns this error repeatedly for the same request, we recommend that you wait, in intervals of increasing duration, before you try the request again.

HTTP Status Code: 400

ThrottlingException

The limit on the number of requests per second was exceeded.

HTTP Status Code: 400

Examples

Example Request

This example illustrates one usage of `ListTagsForResource`.

```
GET /2013-04-01/tags/healthcheck/abcdef11-2222-3333-4444-555555fedcba
```

Example Response

This example illustrates one usage of `ListTagsForResource`.

```
HTTP/1.1 200 OK
<?xml version="1.0" encoding="UTF-8"?>
<ListTagsForResourceResponse xmlns="https://route53.amazonaws.com/doc/2013-04-01/">
  <ResourceTagSet>
    <ResourceType>healthcheck</ResourceType>
    <ResourceId>abcdef11-2222-3333-4444-555555fedcba</ResourceId>
    <Tags>
      <Tag>
```

```
    <Key>Owner<Key>
    <Value>dbadmin<Value>
  </Tag>
  <Tag>
    <Key>Cost Center<Key>
    <Value>80432<Value>
  </Tag>
</Tags>
<ResourceTagSet>
</ListTagsForResourceResponse>
```

See Also

For more information about using this API in one of the language-specific AWS SDKs, see the following:

- [AWS Command Line Interface](#)
- [AWS SDK for .NET](#)
- [AWS SDK for C++](#)
- [AWS SDK for Go v2](#)
- [AWS SDK for Java V2](#)
- [AWS SDK for JavaScript V3](#)
- [AWS SDK for PHP V3](#)
- [AWS SDK for Python](#)
- [AWS SDK for Ruby V3](#)

ListTagsForResources

Service: Amazon Route 53

Lists tags for up to 10 health checks or hosted zones.

For information about using tags for cost allocation, see [Using Cost Allocation Tags](#) in the *AWS Billing and Cost Management User Guide*.

Request Syntax

```
POST /2013-04-01/tags/ResourceType HTTP/1.1
<?xml version="1.0" encoding="UTF-8"?>
<ListTagsForResourcesRequest xmlns="https://route53.amazonaws.com/doc/2013-04-01/">
  <ResourceIds>
    <ResourceId>string</ResourceId>
  </ResourceIds>
</ListTagsForResourcesRequest>
```

URI Request Parameters

The request uses the following URI parameters.

[ResourceType](#)

The type of the resources.

- The resource type for health checks is healthcheck.
- The resource type for hosted zones is hostedzone.

Valid Values: healthcheck | hostedzone

Required: Yes

Request Body

The request accepts the following data in XML format.

[ListTagsForResourcesRequest](#)

Root level tag for the ListTagsForResourcesRequest parameters.

Required: Yes

ResourceIds

A complex type that contains the ResourceId element for each resource for which you want to get a list of tags.

Type: Array of strings

Array Members: Minimum number of 1 item. Maximum number of 10 items.

Length Constraints: Maximum length of 64.

Required: Yes

Response Syntax

```
HTTP/1.1 200
<?xml version="1.0" encoding="UTF-8"?>
<ListTagsForResourcesResponse>
  <ResourceTagSets>
    <ResourceTagSet>
      <ResourceId>string</ResourceId>
      <ResourceType>string</ResourceType>
      <Tags>
        <Tag>
          <Key>string</Key>
          <Value>string</Value>
        </Tag>
      </Tags>
    </ResourceTagSet>
  </ResourceTagSets>
</ListTagsForResourcesResponse>
```

Response Elements

If the action is successful, the service sends back an HTTP 200 response.

The following data is returned in XML format by the service.

ListTagsForResourcesResponse

Root level tag for the ListTagsForResourcesResponse parameters.

Required: Yes

[ResourceTagSets](#)

A list of ResourceTagSets containing tags associated with the specified resources.

Type: Array of [ResourceTagSet](#) objects

Errors

For information about the errors that are common to all actions, see [Common Errors](#).

InvalidInput

The input is not valid.

HTTP Status Code: 400

NoSuchHealthCheck

No health check exists with the specified ID.

HTTP Status Code: 404

NoSuchHostedZone

No hosted zone exists with the ID that you specified.

HTTP Status Code: 404

PriorRequestNotComplete

If Amazon Route 53 can't process a request before the next request arrives, it will reject subsequent requests for the same hosted zone and return an HTTP 400 error (Bad request). If Route 53 returns this error repeatedly for the same request, we recommend that you wait, in intervals of increasing duration, before you try the request again.

HTTP Status Code: 400

ThrottlingException

The limit on the number of requests per second was exceeded.

HTTP Status Code: 400

Examples

Example Request

This example illustrates one usage of ListTagsForResources.

```
GET /2013-04-01/tags/healthcheck HTTP/1.1
<?xml version="1.0" encoding="UTF-8"?>
<ListTagsForResourcesRequest xmlns="https://route53.amazonaws.com/doc/2013-04-01/">
  <ResourceIds>
    <ResourceId>abcdef11-2222-3333-4444-555555fedcba</ResourceId>
    <ResourceId>aaaaaaaa-1234-5678-9012-bbbbbbbccccc</ResourceId>
  </ResourceIds>
</ListTagsForResourcesRequest>
```

Example Response

This example illustrates one usage of ListTagsForResources.

```
HTTP/1.1 200 OK
<?xml version="1.0" encoding="UTF-8"?>
<ListTagsForResourcesResponse xmlns="https://route53.amazonaws.com/doc/2013-04-01/">
  <ResourceTagSets>
    <ResourceTagSet>
      <ResourceType>healthcheck</ResourceType>
      <ResourceId>abcdef11-2222-3333-4444-555555fedcba</ResourceId>
      <Tags>
        <Tag>
          <Key>Owner</Key>
          <Value>dbadmin</Value>
        </Tag>
      </Tags>
    </ResourceTagSet>
    <ResourceTagSet>
      <ResourceType>healthcheck</ResourceType>
      <ResourceId>aaaaaaaa-1234-5678-9012-bbbbbbbccccc</ResourceId>
      <Tags>
        <Tag>
          <Key>Cost Center</Key>
          <Value>80432</Value>
        </Tag>
      </Tags>
    </ResourceTagSet>
  </ResourceTagSets>
</ListTagsForResourcesResponse>
```

```
</ResourceTagSets>  
</ListTagsForResourceResponse>
```

See Also

For more information about using this API in one of the language-specific AWS SDKs, see the following:

- [AWS Command Line Interface](#)
- [AWS SDK for .NET](#)
- [AWS SDK for C++](#)
- [AWS SDK for Go v2](#)
- [AWS SDK for Java V2](#)
- [AWS SDK for JavaScript V3](#)
- [AWS SDK for PHP V3](#)
- [AWS SDK for Python](#)
- [AWS SDK for Ruby V3](#)

ListTrafficPolicies

Service: Amazon Route 53

Gets information about the latest version for every traffic policy that is associated with the current AWS account. Policies are listed in the order that they were created in.

For information about how deleting a traffic policy affects the response from `ListTrafficPolicies`, see [DeleteTrafficPolicy](#).

Request Syntax

```
GET /2013-04-01/trafficpolicies?maxitems=MaxItems&trafficpolicyid=TrafficPolicyIdMarker
HTTP/1.1
```

URI Request Parameters

The request uses the following URI parameters.

[maxitems](#)

(Optional) The maximum number of traffic policies that you want Amazon Route 53 to return in response to this request. If you have more than `MaxItems` traffic policies, the value of `IsTruncated` in the response is `true`, and the value of `TrafficPolicyIdMarker` is the ID of the first traffic policy that Route 53 will return if you submit another request.

[trafficpolicyid](#)

(Conditional) For your first request to `ListTrafficPolicies`, don't include the `TrafficPolicyIdMarker` parameter.

If you have more traffic policies than the value of `MaxItems`, `ListTrafficPolicies` returns only the first `MaxItems` traffic policies. To get the next group of policies, submit another request to `ListTrafficPolicies`. For the value of `TrafficPolicyIdMarker`, specify the value of `TrafficPolicyIdMarker` that was returned in the previous response.

Length Constraints: Minimum length of 1. Maximum length of 36.

Request Body

The request does not have a request body.

Response Syntax

```
HTTP/1.1 200
<?xml version="1.0" encoding="UTF-8"?>
<ListTrafficPoliciesResponse>
  <IsTruncated>boolean</IsTruncated>
  <MaxItems>string</MaxItems>
  <TrafficPolicyIdMarker>string</TrafficPolicyIdMarker>
  <TrafficPolicySummaries>
    <TrafficPolicySummary>
      <Id>string</Id>
      <LatestVersion>integer</LatestVersion>
      <Name>string</Name>
      <TrafficPolicyCount>integer</TrafficPolicyCount>
      <Type>string</Type>
    </TrafficPolicySummary>
  </TrafficPolicySummaries>
</ListTrafficPoliciesResponse>
```

Response Elements

If the action is successful, the service sends back an HTTP 200 response.

The following data is returned in XML format by the service.

ListTrafficPoliciesResponse

Root level tag for the ListTrafficPoliciesResponse parameters.

Required: Yes

IsTruncated

A flag that indicates whether there are more traffic policies to be listed. If the response was truncated, you can get the next group of traffic policies by submitting another ListTrafficPolicies request and specifying the value of TrafficPolicyIdMarker in the TrafficPolicyIdMarker request parameter.

Type: Boolean

MaxItems

The value that you specified for the MaxItems parameter in the ListTrafficPolicies request that produced the current response.

Type: String

TrafficPolicyIdMarker

If the value of `IsTruncated` is `true`, `TrafficPolicyIdMarker` is the ID of the first traffic policy in the next group of `MaxItems` traffic policies.

Type: String

Length Constraints: Minimum length of 1. Maximum length of 36.

TrafficPolicySummaries

A list that contains one `TrafficPolicySummary` element for each traffic policy that was created by the current AWS account.

Type: Array of [TrafficPolicySummary](#) objects

Errors

For information about the errors that are common to all actions, see [Common Errors](#).

InvalidInput

The input is not valid.

HTTP Status Code: 400

Examples

Example Request

This example illustrates one usage of `ListTrafficPolicies`.

```
GET /2013-04-01/trafficpolicies?maxitems=1
```

Example Response

This example illustrates one usage of `ListTrafficPolicies`.

```
HTTP/1.1 200 OK
<?xml version="1.0" encoding="UTF-8"?>
```

```
<ListTrafficPoliciesResponse xmlns="https://route53.amazonaws.com/doc/2013-04-01/">
  <TrafficPolicySummaries>
    <TrafficPolicySummary>
      <Id>12345678-abcd-9876-fedc-1a2b3c4de5f6</Id>
      <Name>MyTrafficPolicy</Name>
      <Type>A</Type>
      <LatestVersion>77</LatestVersion>
      <TrafficPolicyCount>44</TrafficPolicyCount>
    </TrafficPolicySummary>
  </TrafficPolicySummaries>
  <IsTruncated>true</IsTruncated>
  <TrafficPolicyIdMarker>12345678-abcd-9876-fedc-1a2b3c4de5f7</TrafficPolicyIdMarker>
  <MaxItems>1</MaxItems>
</ListTrafficPoliciesResponse>
```

See Also

For more information about using this API in one of the language-specific AWS SDKs, see the following:

- [AWS Command Line Interface](#)
- [AWS SDK for .NET](#)
- [AWS SDK for C++](#)
- [AWS SDK for Go v2](#)
- [AWS SDK for Java V2](#)
- [AWS SDK for JavaScript V3](#)
- [AWS SDK for PHP V3](#)
- [AWS SDK for Python](#)
- [AWS SDK for Ruby V3](#)

ListTrafficPolicyInstances

Service: Amazon Route 53

Gets information about the traffic policy instances that you created by using the current AWS account.

Note

After you submit an `UpdateTrafficPolicyInstance` request, there's a brief delay while Amazon Route 53 creates the resource record sets that are specified in the traffic policy definition. For more information, see the `State` response element.

Route 53 returns a maximum of 100 items in each response. If you have a lot of traffic policy instances, you can use the `MaxItems` parameter to list them in groups of up to 100.

Request Syntax

```
GET /2013-04-01/trafficpolicyinstances?  
hostedzoneid=HostedZoneIdMarker&maxitems=MaxItems&trafficpolicyinstancename=TrafficPolicyInstan  
HTTP/1.1
```

URI Request Parameters

The request uses the following URI parameters.

hostedzoneid

If the value of `IsTruncated` in the previous response was `true`, you have more traffic policy instances. To get more traffic policy instances, submit another `ListTrafficPolicyInstances` request. For the value of `HostedZoneId`, specify the value of `HostedZoneIdMarker` from the previous response, which is the hosted zone ID of the first traffic policy instance in the next group of traffic policy instances.

If the value of `IsTruncated` in the previous response was `false`, there are no more traffic policy instances to get.

Length Constraints: Maximum length of 32.

maxitems

The maximum number of traffic policy instances that you want Amazon Route 53 to return in response to a `ListTrafficPolicyInstances` request. If you have more than `MaxItems` traffic policy instances, the value of the `IsTruncated` element in the response is `true`, and the values of `HostedZoneIdMarker`, `TrafficPolicyInstanceNameMarker`, and `TrafficPolicyInstanceTypeMarker` represent the first traffic policy instance in the next group of `MaxItems` traffic policy instances.

trafficpolicyinstancename

If the value of `IsTruncated` in the previous response was `true`, you have more traffic policy instances. To get more traffic policy instances, submit another `ListTrafficPolicyInstances` request. For the value of `trafficpolicyinstancename`, specify the value of `TrafficPolicyInstanceNameMarker` from the previous response, which is the name of the first traffic policy instance in the next group of traffic policy instances.

If the value of `IsTruncated` in the previous response was `false`, there are no more traffic policy instances to get.

Length Constraints: Maximum length of 1024.

trafficpolicyinstancetype

If the value of `IsTruncated` in the previous response was `true`, you have more traffic policy instances. To get more traffic policy instances, submit another `ListTrafficPolicyInstances` request. For the value of `trafficpolicyinstancetype`, specify the value of `TrafficPolicyInstanceTypeMarker` from the previous response, which is the type of the first traffic policy instance in the next group of traffic policy instances.

If the value of `IsTruncated` in the previous response was `false`, there are no more traffic policy instances to get.

Valid Values: SOA | A | TXT | NS | CNAME | MX | NAPTR | PTR | SRV | SPF | AAAA | CAA | DS

Request Body

The request does not have a request body.

Response Syntax

```

HTTP/1.1 200
<?xml version="1.0" encoding="UTF-8"?>
<ListTrafficPolicyInstancesResponse>
  <HostedZoneIdMarker>string</HostedZoneIdMarker>
  <IsTruncated>boolean</IsTruncated>
  <MaxItems>string</MaxItems>
  <TrafficPolicyInstanceNameMarker>string</TrafficPolicyInstanceNameMarker>
  <TrafficPolicyInstances>
    <TrafficPolicyInstance>
      <HostedZoneId>string</HostedZoneId>
      <Id>string</Id>
      <Message>string</Message>
      <Name>string</Name>
      <State>string</State>
      <TrafficPolicyId>string</TrafficPolicyId>
      <TrafficPolicyType>string</TrafficPolicyType>
      <TrafficPolicyVersion>integer</TrafficPolicyVersion>
      <TTL>long</TTL>
    </TrafficPolicyInstance>
  </TrafficPolicyInstances>
  <TrafficPolicyInstanceTypeMarker>string</TrafficPolicyInstanceTypeMarker>
</ListTrafficPolicyInstancesResponse>

```

Response Elements

If the action is successful, the service sends back an HTTP 200 response.

The following data is returned in XML format by the service.

ListTrafficPolicyInstancesResponse

Root level tag for the ListTrafficPolicyInstancesResponse parameters.

Required: Yes

HostedZoneIdMarker

If IsTruncated is true, HostedZoneIdMarker is the ID of the hosted zone of the first traffic policy instance that Route 53 will return if you submit another ListTrafficPolicyInstances request.

Type: String

Length Constraints: Maximum length of 32.

IsTruncated

A flag that indicates whether there are more traffic policy instances to be listed. If the response was truncated, you can get more traffic policy instances by calling `ListTrafficPolicyInstances` again and specifying the values of the `HostedZoneIdMarker`, `TrafficPolicyInstanceNameMarker`, and `TrafficPolicyInstanceTypeMarker` in the corresponding request parameters.

Type: Boolean

MaxItems

The value that you specified for the `MaxItems` parameter in the call to `ListTrafficPolicyInstances` that produced the current response.

Type: String

TrafficPolicyInstanceNameMarker

If `IsTruncated` is `true`, `TrafficPolicyInstanceNameMarker` is the name of the first traffic policy instance that Route 53 will return if you submit another `ListTrafficPolicyInstances` request.

Type: String

Length Constraints: Maximum length of 1024.

TrafficPolicyInstances

A list that contains one `TrafficPolicyInstance` element for each traffic policy instance that matches the elements in the request.

Type: Array of [TrafficPolicyInstance](#) objects

TrafficPolicyInstanceTypeMarker

If `IsTruncated` is `true`, `TrafficPolicyInstanceTypeMarker` is the DNS type of the resource record sets that are associated with the first traffic policy instance that Amazon Route 53 will return if you submit another `ListTrafficPolicyInstances` request.

Type: String

Valid Values: SOA | A | TXT | NS | CNAME | MX | NAPTR | PTR | SRV | SPF | AAAA | CAA | DS

Errors

For information about the errors that are common to all actions, see [Common Errors](#).

InvalidInput

The input is not valid.

HTTP Status Code: 400

NoSuchTrafficPolicyInstance

No traffic policy instance exists with the specified ID.

HTTP Status Code: 404

Examples

Example Request

The following example shows a request after the first request. (For the first request, you'd specify only the `maxitems` parameter.)

```
GET /2013-04-01/trafficpolicyinstances?hostedzoneid=Z1D633PJN98FT9
    &trafficpolicyinstancename=www.example.com
    &trafficpolicyinstancetype=A
    &maxitems=1
```

Example Response

This example illustrates one usage of `ListTrafficPolicyInstances`.

```
HTTP/1.1 200 OK
<?xml version="1.0" encoding="UTF-8"?>
<ListTrafficPolicyInstancesResponse xmlns="https://route53.amazonaws.com/doc/2013-04-01/">
  <TrafficPolicyInstances>
    <TrafficPolicyInstance>
```



```
<Id>12131415-abac-5432-caba-6f5e4d3c2b1a</Id>
<HostedZoneId>Z1D633PJN98FT9</HostedZoneId>
<Name>www.example.com</Name>
<TTL>300</TTL>
<State>Applied</State>
<Message/>
<TrafficPolicyId>12345678-abcd-9876-fedc-1a2b3c4de5f6</TrafficPolicyId>
<TrafficPolicyVersion>7</TrafficPolicyVersion>
<TrafficPolicyType>A</TrafficPolicyType>
</TrafficPolicyInstance>
</TrafficPolicyInstances>
<HostedZoneIdMarker>Z217DLHR85079R</HostedZoneIdMarker>
<TrafficPolicyInstanceNameMarker>www.example.net</TrafficPolicyInstanceNameMarker>
<TrafficPolicyInstanceTypeMarker>A</TrafficPolicyInstanceTypeMarker>
<IsTruncated>true</IsTruncated>
<MaxItems>1</MaxItems>
</ListTrafficPolicyInstancesResponse>
```

See Also

For more information about using this API in one of the language-specific AWS SDKs, see the following:

- [AWS Command Line Interface](#)
- [AWS SDK for .NET](#)
- [AWS SDK for C++](#)
- [AWS SDK for Go v2](#)
- [AWS SDK for Java V2](#)
- [AWS SDK for JavaScript V3](#)
- [AWS SDK for PHP V3](#)
- [AWS SDK for Python](#)
- [AWS SDK for Ruby V3](#)

ListTrafficPolicyInstancesByHostedZone

Service: Amazon Route 53

Gets information about the traffic policy instances that you created in a specified hosted zone.

Note

After you submit a `CreateTrafficPolicyInstance` or an `UpdateTrafficPolicyInstance` request, there's a brief delay while Amazon Route 53 creates the resource record sets that are specified in the traffic policy definition. For more information, see the `State` response element.

Route 53 returns a maximum of 100 items in each response. If you have a lot of traffic policy instances, you can use the `MaxItems` parameter to list them in groups of up to 100.

Request Syntax

```
GET /2013-04-01/trafficpolicyinstances/hostedzone?
id=HostedZoneId&maxitems=MaxItems&trafficpolicyinstancename=TrafficPolicyInstanceNameMarker&tra
HTTP/1.1
```

URI Request Parameters

The request uses the following URI parameters.

id

The ID of the hosted zone that you want to list traffic policy instances for.

Length Constraints: Maximum length of 32.

Required: Yes

maxitems

The maximum number of traffic policy instances to be included in the response body for this request. If you have more than `MaxItems` traffic policy instances, the value of the `IsTruncated` element in the response is `true`, and the values of `HostedZoneIdMarker`, `TrafficPolicyInstanceNameMarker`, and `TrafficPolicyInstanceTypeMarker`

represent the first traffic policy instance that Amazon Route 53 will return if you submit another request.

trafficpolicyinstancename

If the value of `IsTruncated` in the previous response is true, you have more traffic policy instances. To get more traffic policy instances, submit another `ListTrafficPolicyInstances` request. For the value of `trafficpolicyinstancename`, specify the value of `TrafficPolicyInstanceNameMarker` from the previous response, which is the name of the first traffic policy instance in the next group of traffic policy instances.

If the value of `IsTruncated` in the previous response was false, there are no more traffic policy instances to get.

Length Constraints: Maximum length of 1024.

trafficpolicyinstancetype

If the value of `IsTruncated` in the previous response is true, you have more traffic policy instances. To get more traffic policy instances, submit another `ListTrafficPolicyInstances` request. For the value of `trafficpolicyinstancetype`, specify the value of `TrafficPolicyInstanceTypeMarker` from the previous response, which is the type of the first traffic policy instance in the next group of traffic policy instances.

If the value of `IsTruncated` in the previous response was false, there are no more traffic policy instances to get.

Valid Values: SOA | A | TXT | NS | CNAME | MX | NAPTR | PTR | SRV | SPF | AAAA | CAA | DS

Request Body

The request does not have a request body.

Response Syntax

```
HTTP/1.1 200
<?xml version="1.0" encoding="UTF-8"?>
<ListTrafficPolicyInstancesByHostedZoneResponse>
  <IsTruncated>boolean</IsTruncated>
  <MaxItems>string</MaxItems>
```

```

<TrafficPolicyInstanceNameMarker>string</TrafficPolicyInstanceNameMarker>
<TrafficPolicyInstances>
  <TrafficPolicyInstance>
    <HostedZoneId>string</HostedZoneId>
    <Id>string</Id>
    <Message>string</Message>
    <Name>string</Name>
    <State>string</State>
    <TrafficPolicyId>string</TrafficPolicyId>
    <TrafficPolicyType>string</TrafficPolicyType>
    <TrafficPolicyVersion>integer</TrafficPolicyVersion>
    <TTL>long</TTL>
  </TrafficPolicyInstance>
</TrafficPolicyInstances>
<TrafficPolicyInstanceTypeMarker>string</TrafficPolicyInstanceTypeMarker>
</ListTrafficPolicyInstancesByHostedZoneResponse>

```

Response Elements

If the action is successful, the service sends back an HTTP 200 response.

The following data is returned in XML format by the service.

ListTrafficPolicyInstancesByHostedZoneResponse

Root level tag for the ListTrafficPolicyInstancesByHostedZoneResponse parameters.

Required: Yes

IsTruncated

A flag that indicates whether there are more traffic policy instances to be listed. If the response was truncated, you can get the next group of traffic policy instances by submitting another ListTrafficPolicyInstancesByHostedZone request and specifying the values of HostedZoneIdMarker, TrafficPolicyInstanceNameMarker, and TrafficPolicyInstanceTypeMarker in the corresponding request parameters.

Type: Boolean

MaxItems

The value that you specified for the MaxItems parameter in the ListTrafficPolicyInstancesByHostedZone request that produced the current response.

Type: String

TrafficPolicyInstanceNameMarker

If `IsTruncated` is `true`, `TrafficPolicyInstanceNameMarker` is the name of the first traffic policy instance in the next group of traffic policy instances.

Type: String

Length Constraints: Maximum length of 1024.

TrafficPolicyInstances

A list that contains one `TrafficPolicyInstance` element for each traffic policy instance that matches the elements in the request.

Type: Array of [TrafficPolicyInstance](#) objects

TrafficPolicyInstanceTypeMarker

If `IsTruncated` is `true`, `TrafficPolicyInstanceTypeMarker` is the DNS type of the resource record sets that are associated with the first traffic policy instance in the next group of traffic policy instances.

Type: String

Valid Values: SOA | A | TXT | NS | CNAME | MX | NAPTR | PTR | SRV | SPF | AAAA | CAA | DS

Errors

For information about the errors that are common to all actions, see [Common Errors](#).

InvalidInput

The input is not valid.

HTTP Status Code: 400

NoSuchHostedZone

No hosted zone exists with the ID that you specified.

HTTP Status Code: 404

NoSuchTrafficPolicyInstance

No traffic policy instance exists with the specified ID.

HTTP Status Code: 404

Examples

Example Request

The following example shows a request after the first request. For the first request, you'd specify only the `maxitems` parameter or no parameters at all.

```
GET /2013-04-01/trafficpolicyinstances/hostedzone?id=Z1D633PJN98FT9
&trafficpolicyinstancename=www.example.com
&trafficpolicyinstancetype=A
&maxitems=1
```

Example Response

This example illustrates one usage of `ListTrafficPolicyInstancesByHostedZone`.

```
HTTP/1.1 200 OK
<?xml version="1.0" encoding="UTF-8"?>
<ListTrafficPolicyInstancesByHostedZoneResponse xmlns="https://route53.amazonaws.com/doc/2013-04-01/">
  <TrafficPolicyInstances>
    <TrafficPolicyInstance>
      <Id>12131415-abac-5432-caba-6f5e4d3c2b1a</Id>
      <HostedZoneId>Z1D633PJN98FT9</HostedZoneId>
      <Name>www.example.com</Name>
      <TTL>300</TTL>
      <State>Applied</State>
      <Message/>
      <TrafficPolicyId>12345678-abcd-9876-fedc-1a2b3c4de5f6</TrafficPolicyId>
      <TrafficPolicyVersion>7</TrafficPolicyVersion>
      <TrafficPolicyType>A</TrafficPolicyType>
    </TrafficPolicyInstance>
  </TrafficPolicyInstances>
  <HostedZoneIdMarker>Z217DLHR85079R</HostedZoneIdMarker>
  <TrafficPolicyInstanceNameMarker>wwttest.example.com</TrafficPolicyInstanceNameMarker>
```

```
<TrafficPolicyInstanceTypeMarker>A</TrafficPolicyInstanceTypeMarker>
<IsTruncated>>true</IsTruncated>
<MaxItems>1</MaxItems>
</ListTrafficPolicyInstancesByHostedZoneResponse>
```

See Also

For more information about using this API in one of the language-specific AWS SDKs, see the following:

- [AWS Command Line Interface](#)
- [AWS SDK for .NET](#)
- [AWS SDK for C++](#)
- [AWS SDK for Go v2](#)
- [AWS SDK for Java V2](#)
- [AWS SDK for JavaScript V3](#)
- [AWS SDK for PHP V3](#)
- [AWS SDK for Python](#)
- [AWS SDK for Ruby V3](#)

ListTrafficPolicyInstancesByPolicy

Service: Amazon Route 53

Gets information about the traffic policy instances that you created by using a specify traffic policy version.

Note

After you submit a `CreateTrafficPolicyInstance` or an `UpdateTrafficPolicyInstance` request, there's a brief delay while Amazon Route 53 creates the resource record sets that are specified in the traffic policy definition. For more information, see the `State` response element.

Route 53 returns a maximum of 100 items in each response. If you have a lot of traffic policy instances, you can use the `MaxItems` parameter to list them in groups of up to 100.

Request Syntax

```
GET /2013-04-01/trafficpolicyinstances/trafficpolicy?
hostedzoneid=HostedZoneIdMarker&id=TrafficPolicyId&maxitems=MaxItems&trafficpolicyinstancename=
HTTP/1.1
```

URI Request Parameters

The request uses the following URI parameters.

hostedzoneid

If the value of `IsTruncated` in the previous response was `true`, you have more traffic policy instances. To get more traffic policy instances, submit another `ListTrafficPolicyInstancesByPolicy` request.

For the value of `hostedzoneid`, specify the value of `HostedZoneIdMarker` from the previous response, which is the hosted zone ID of the first traffic policy instance that Amazon Route 53 will return if you submit another request.

If the value of `IsTruncated` in the previous response was `false`, there are no more traffic policy instances to get.

Length Constraints: Maximum length of 32.

id

The ID of the traffic policy for which you want to list traffic policy instances.

Length Constraints: Minimum length of 1. Maximum length of 36.

Required: Yes

maxitems

The maximum number of traffic policy instances to be included in the response body for this request. If you have more than `MaxItems` traffic policy instances, the value of the `IsTruncated` element in the response is `true`, and the values of `HostedZoneIdMarker`, `TrafficPolicyInstanceNameMarker`, and `TrafficPolicyInstanceTypeMarker` represent the first traffic policy instance that Amazon Route 53 will return if you submit another request.

trafficpolicyinstancename

If the value of `IsTruncated` in the previous response was `true`, you have more traffic policy instances. To get more traffic policy instances, submit another `ListTrafficPolicyInstancesByPolicy` request.

For the value of `trafficpolicyinstancename`, specify the value of `TrafficPolicyInstanceNameMarker` from the previous response, which is the name of the first traffic policy instance that Amazon Route 53 will return if you submit another request.

If the value of `IsTruncated` in the previous response was `false`, there are no more traffic policy instances to get.

Length Constraints: Maximum length of 1024.

trafficpolicyinstancetype

If the value of `IsTruncated` in the previous response was `true`, you have more traffic policy instances. To get more traffic policy instances, submit another `ListTrafficPolicyInstancesByPolicy` request.

For the value of `trafficpolicyinstancetype`, specify the value of `TrafficPolicyInstanceTypeMarker` from the previous response, which is the name of the first traffic policy instance that Amazon Route 53 will return if you submit another request.

If the value of `IsTruncated` in the previous response was `false`, there are no more traffic policy instances to get.

Valid Values: SOA | A | TXT | NS | CNAME | MX | NAPTR | PTR | SRV | SPF | AAAA | CAA | DS

version

The version of the traffic policy for which you want to list traffic policy instances. The version must be associated with the traffic policy that is specified by `TrafficPolicyId`.

Valid Range: Minimum value of 1. Maximum value of 1000.

Required: Yes

Request Body

The request does not have a request body.

Response Syntax

```
HTTP/1.1 200
<?xml version="1.0" encoding="UTF-8"?>
<ListTrafficPolicyInstancesByPolicyResponse>
  <HostedZoneIdMarker>string</HostedZoneIdMarker>
  <IsTruncated>boolean</IsTruncated>
  <MaxItems>string</MaxItems>
  <TrafficPolicyInstanceNameMarker>string</TrafficPolicyInstanceNameMarker>
  <TrafficPolicyInstances>
    <TrafficPolicyInstance>
      <HostedZoneId>string</HostedZoneId>
      <Id>string</Id>
      <Message>string</Message>
      <Name>string</Name>
      <State>string</State>
      <TrafficPolicyId>string</TrafficPolicyId>
      <TrafficPolicyType>string</TrafficPolicyType>
      <TrafficPolicyVersion>integer</TrafficPolicyVersion>
      <TTL>long</TTL>
    </TrafficPolicyInstance>
  </TrafficPolicyInstances>
  <TrafficPolicyInstanceTypeMarker>string</TrafficPolicyInstanceTypeMarker>
```

```
</ListTrafficPolicyInstancesByPolicyResponse>
```

Response Elements

If the action is successful, the service sends back an HTTP 200 response.

The following data is returned in XML format by the service.

ListTrafficPolicyInstancesByPolicyResponse

Root level tag for the ListTrafficPolicyInstancesByPolicyResponse parameters.

Required: Yes

HostedZoneIdMarker

If `IsTruncated` is `true`, `HostedZoneIdMarker` is the ID of the hosted zone of the first traffic policy instance in the next group of traffic policy instances.

Type: String

Length Constraints: Maximum length of 32.

IsTruncated

A flag that indicates whether there are more traffic policy instances to be listed. If the response was truncated, you can get the next group of traffic policy instances by calling `ListTrafficPolicyInstancesByPolicy` again and specifying the values of the `HostedZoneIdMarker`, `TrafficPolicyInstanceNameMarker`, and `TrafficPolicyInstanceTypeMarker` elements in the corresponding request parameters.

Type: Boolean

MaxItems

The value that you specified for the `MaxItems` parameter in the call to `ListTrafficPolicyInstancesByPolicy` that produced the current response.

Type: String

TrafficPolicyInstanceNameMarker

If `IsTruncated` is `true`, `TrafficPolicyInstanceNameMarker` is the name of the first traffic policy instance in the next group of `MaxItems` traffic policy instances.

Type: String

Length Constraints: Maximum length of 1024.

TrafficPolicyInstances

A list that contains one `TrafficPolicyInstance` element for each traffic policy instance that matches the elements in the request.

Type: Array of [TrafficPolicyInstance](#) objects

TrafficPolicyInstanceTypeMarker

If `IsTruncated` is `true`, `TrafficPolicyInstanceTypeMarker` is the DNS type of the resource record sets that are associated with the first traffic policy instance in the next group of `MaxItems` traffic policy instances.

Type: String

Valid Values: SOA | A | TXT | NS | CNAME | MX | NAPTR | PTR | SRV | SPF | AAAA | CAA | DS

Errors

For information about the errors that are common to all actions, see [Common Errors](#).

InvalidInput

The input is not valid.

HTTP Status Code: 400

NoSuchTrafficPolicy

No traffic policy exists with the specified ID.

HTTP Status Code: 404

NoSuchTrafficPolicyInstance

No traffic policy instance exists with the specified ID.

HTTP Status Code: 404

Examples

Example Request

The following example shows a request after the first request. For the first request, you'd specify only the `TrafficPolicyId`, `TrafficPolicyVersion`, and (optionally) `MaxItems` parameters.

```
GET /2013-04-01/trafficpolicyinstances/trafficpolicy?id=12345678-abcd-9876-
fedc-1a2b3c4de5f6
&version=42
&hostedzoneid=Z1D633PJN98FT9
&trafficpolicyinstancename=www.example.com
&trafficpolicyinstancetype=A
&maxitems=1
```

Example Response

This example illustrates one usage of `ListTrafficPolicyInstancesByPolicy`.

```
HTTP/1.1 200 OK
<?xml version="1.0" encoding="UTF-8"?>
<ListTrafficPolicyInstancesByPolicyResponse xmlns="https://route53.amazonaws.com/
doc/2013-04-01/">
  <TrafficPolicyInstances>
    <TrafficPolicyInstance>
      <Id>12131415-abac-5432-caba-6f5e4d3c2b1a</Id>
      <HostedZoneId>Z1D633PJN98FT9</HostedZoneId>
      <Name>www.example.com</Name>
      <TTL>300</TTL>
      <State>Applied</State>
      <Message/>
      <TrafficPolicyId>12345678-abcd-9876-fedc-1a2b3c4de5f6</TrafficPolicyId>
      <TrafficPolicyVersion>42</TrafficPolicyVersion>
      <TrafficPolicyType>A</TrafficPolicyType>
    </TrafficPolicyInstance>
  </TrafficPolicyInstances>
  <HostedZoneIdMarker>Z217DLHR85079R</HostedZoneIdMarker>
  <TrafficPolicyInstanceNameMarker>www-test.example.com</
TrafficPolicyInstanceNameMarker>
  <TrafficPolicyInstanceTypeMarker>A</TrafficPolicyInstanceTypeMarker>
  <IsTruncated>true</IsTruncated>
  <MaxItems>1</MaxItems>
```

```
</ListTrafficPolicyInstancesByPolicyResponse>
```

See Also

For more information about using this API in one of the language-specific AWS SDKs, see the following:

- [AWS Command Line Interface](#)
- [AWS SDK for .NET](#)
- [AWS SDK for C++](#)
- [AWS SDK for Go v2](#)
- [AWS SDK for Java V2](#)
- [AWS SDK for JavaScript V3](#)
- [AWS SDK for PHP V3](#)
- [AWS SDK for Python](#)
- [AWS SDK for Ruby V3](#)

ListTrafficPolicyVersions

Service: Amazon Route 53

Gets information about all of the versions for a specified traffic policy.

Traffic policy versions are listed in numerical order by `VersionNumber`.

Request Syntax

```
GET /2013-04-01/trafficpolicies/Id/versions?  
maxitems=MaxItems&trafficpolicyversion=TrafficPolicyVersionMarker HTTP/1.1
```

URI Request Parameters

The request uses the following URI parameters.

Id

Specify the value of `Id` of the traffic policy for which you want to list all versions.

Length Constraints: Minimum length of 1. Maximum length of 36.

Required: Yes

maxitems

The maximum number of traffic policy versions that you want Amazon Route 53 to include in the response body for this request. If the specified traffic policy has more than `MaxItems` versions, the value of `IsTruncated` in the response is `true`, and the value of the `TrafficPolicyVersionMarker` element is the ID of the first version that Route 53 will return if you submit another request.

trafficpolicyversion

For your first request to `ListTrafficPolicyVersions`, don't include the `TrafficPolicyVersionMarker` parameter.

If you have more traffic policy versions than the value of `MaxItems`, `ListTrafficPolicyVersions` returns only the first group of `MaxItems` versions. To get more traffic policy versions, submit another `ListTrafficPolicyVersions` request. For the value of `TrafficPolicyVersionMarker`, specify the value of `TrafficPolicyVersionMarker` in the previous response.

Length Constraints: Maximum length of 4.

Request Body

The request does not have a request body.

Response Syntax

```
HTTP/1.1 200
<?xml version="1.0" encoding="UTF-8"?>
<ListTrafficPolicyVersionsResponse>
  <IsTruncated>boolean</IsTruncated>
  <MaxItems>string</MaxItems>
  <TrafficPolicies>
    <TrafficPolicy>
      <Comment>string</Comment>
      <Document>string</Document>
      <Id>string</Id>
      <Name>string</Name>
      <Type>string</Type>
      <Version>integer</Version>
    </TrafficPolicy>
  </TrafficPolicies>
  <TrafficPolicyVersionMarker>string</TrafficPolicyVersionMarker>
</ListTrafficPolicyVersionsResponse>
```

Response Elements

If the action is successful, the service sends back an HTTP 200 response.

The following data is returned in XML format by the service.

ListTrafficPolicyVersionsResponse

Root level tag for the ListTrafficPolicyVersionsResponse parameters.

Required: Yes

IsTruncated

A flag that indicates whether there are more traffic policies to be listed. If the response was truncated, you can get the next group of traffic policies by submitting another

`ListTrafficPolicyVersions` request and specifying the value of `NextMarker` in the `marker` parameter.

Type: Boolean

MaxItems

The value that you specified for the `maxitems` parameter in the `ListTrafficPolicyVersions` request that produced the current response.

Type: String

TrafficPolicies

A list that contains one `TrafficPolicy` element for each traffic policy version that is associated with the specified traffic policy.

Type: Array of [TrafficPolicy](#) objects

TrafficPolicyVersionMarker

If `IsTruncated` is `true`, the value of `TrafficPolicyVersionMarker` identifies the first traffic policy that Amazon Route 53 will return if you submit another request. Call `ListTrafficPolicyVersions` again and specify the value of `TrafficPolicyVersionMarker` in the `TrafficPolicyVersionMarker` request parameter.

This element is present only if `IsTruncated` is `true`.

Type: String

Length Constraints: Maximum length of 4.

Errors

For information about the errors that are common to all actions, see [Common Errors](#).

InvalidInput

The input is not valid.

HTTP Status Code: 400

NoSuchTrafficPolicy

No traffic policy exists with the specified ID.

HTTP Status Code: 404

Examples

Example Request

This example illustrates one usage of ListTrafficPolicyVersions.

```
GET /2013-04-01/trafficpolicy/12345678-abcd-9876-fedc-1a2b3c4de5f6/versions?maxitems=1
```

Example Response

This example illustrates one usage of ListTrafficPolicyVersions.

```
HTTP/1.1 200 OK
<?xml version="1.0" encoding="UTF-8"?>
<ListTrafficPolicyVersionsResponse xmlns="https://route53.amazonaws.com/doc/2013-04-01/">
  <TrafficPolicies>
    <TrafficPolicy>
      <Id>12345678-abcd-9876-fedc-1a2b3c4de5f6</Id>
      <VersionNumber>77</VersionNumber>
      <Name>MyTrafficPolicy</Name>
      <Type>A</Type>
      <Document>JSON-formatted definition of this traffic policy</Definition>
      <Comment>First traffic policy</Comment>
    </TrafficPolicy>
  </TrafficPolicies>
  <IsTruncated>true</IsTruncated>
  <TrafficPolicyVersionMarker>12345678-abcd-9876-fedc-1a2b3c4de5f7</TrafficPolicyVersionMarker>
  <MaxItems>1</MaxItems>
</ListTrafficPolicyVersionsResponse>
```

See Also

For more information about using this API in one of the language-specific AWS SDKs, see the following:

- [AWS Command Line Interface](#)
- [AWS SDK for .NET](#)

- [AWS SDK for C++](#)
- [AWS SDK for Go v2](#)
- [AWS SDK for Java V2](#)
- [AWS SDK for JavaScript V3](#)
- [AWS SDK for PHP V3](#)
- [AWS SDK for Python](#)
- [AWS SDK for Ruby V3](#)

ListVPCAssociationAuthorizations

Service: Amazon Route 53

Gets a list of the VPCs that were created by other accounts and that can be associated with a specified hosted zone because you've submitted one or more `CreateVPCAssociationAuthorization` requests.

The response includes a VPCs element with a VPC child element for each VPC that can be associated with the hosted zone.

Request Syntax

```
GET /2013-04-01/hostedzone/Id/authorizevpcassociation?  
maxresults=MaxResults&nexttoken=NextToken HTTP/1.1
```

URI Request Parameters

The request uses the following URI parameters.

Id

The ID of the hosted zone for which you want a list of VPCs that can be associated with the hosted zone.

Length Constraints: Maximum length of 32.

Required: Yes

maxresults

Optional: An integer that specifies the maximum number of VPCs that you want Amazon Route 53 to return. If you don't specify a value for `MaxResults`, Route 53 returns up to 50 VPCs per page.

nexttoken

Optional: If a response includes a `NextToken` element, there are more VPCs that can be associated with the specified hosted zone. To get the next page of results, submit another request, and include the value of `NextToken` from the response in the `nexttoken` parameter in another `ListVPCAssociationAuthorizations` request.

Length Constraints: Maximum length of 1024.

Request Body

The request does not have a request body.

Response Syntax

```
HTTP/1.1 200
<?xml version="1.0" encoding="UTF-8"?>
<ListVPCAssociationAuthorizationsResponse>
  <HostedZoneId>string</HostedZoneId>
  <NextToken>string</NextToken>
  <VPCs>
    <VPC>
      <VPCId>string</VPCId>
      <VPCRegion>string</VPCRegion>
    </VPC>
  </VPCs>
</ListVPCAssociationAuthorizationsResponse>
```

Response Elements

If the action is successful, the service sends back an HTTP 200 response.

The following data is returned in XML format by the service.

ListVPCAssociationAuthorizationsResponse

Root level tag for the ListVPCAssociationAuthorizationsResponse parameters.

Required: Yes

HostedZoneId

The ID of the hosted zone that you can associate the listed VPCs with.

Type: String

Length Constraints: Maximum length of 32.

NextToken

When the response includes a NextToken element, there are more VPCs that can be associated with the specified hosted zone. To get the next page of VPCs, submit another

ListVPCAssociationAuthorizations request, and include the value of the NextToken element from the response in the nexttoken request parameter.

Type: String

Length Constraints: Maximum length of 1024.

VPCs

The list of VPCs that are authorized to be associated with the specified hosted zone.

Type: Array of [VPC](#) objects

Array Members: Minimum number of 1 item.

Errors

For information about the errors that are common to all actions, see [Common Errors](#).

InvalidInput

The input is not valid.

HTTP Status Code: 400

InvalidPaginationToken

The value that you specified to get the second or subsequent page of results is invalid.

HTTP Status Code: 400

NoSuchHostedZone

No hosted zone exists with the ID that you specified.

HTTP Status Code: 404

Examples

Example Request

This example illustrates one usage of ListVPCAssociationAuthorizations.

```
GET /2013-04-01/hostedzone/Z1PA6795UKMFR9/authorizevpcassociation&maxresults=1 HTTP/1.1
```

Example Response

This example illustrates one usage of ListVPCAssociationAuthorizations.

```
HTTP/1.1 200
<?xml version="1.0" encoding="UTF-8"?>
<ListVPCAssociationAuthorizationsResponse>
  <HostedZoneId>Z1PA6795UKMFR9</HostedZoneId>
  <NextToken>Z2222222VVVVVVV</NextToken>
  <VPCs>
    <VPC>
      <VPCId>vpc-a1b2c3d4e5</VPCId>
      <VPCRegion>us-east-2</VPCRegion>
    </VPC>
  </VPCs>
</ListVPCAssociationAuthorizationsResponse>
```

See Also

For more information about using this API in one of the language-specific AWS SDKs, see the following:

- [AWS Command Line Interface](#)
- [AWS SDK for .NET](#)
- [AWS SDK for C++](#)
- [AWS SDK for Go v2](#)
- [AWS SDK for Java V2](#)
- [AWS SDK for JavaScript V3](#)
- [AWS SDK for PHP V3](#)
- [AWS SDK for Python](#)
- [AWS SDK for Ruby V3](#)

TestDNSAnswer

Service: Amazon Route 53

Gets the value that Amazon Route 53 returns in response to a DNS request for a specified record name and type. You can optionally specify the IP address of a DNS resolver, an EDNS0 client subnet IP address, and a subnet mask.

This call only supports querying public hosted zones.

Note

The `TestDnsAnswer` returns information similar to what you would expect from the answer section of the `dig` command. Therefore, if you query for the name servers of a subdomain that point to the parent name servers, those will not be returned.

Request Syntax

```
GET /2013-04-01/testdnsanswer?
edns0clientsubnetip=EDNS0ClientSubnetIP&edns0clientsubnetmask=EDNS0ClientSubnetMask&hostedzoneid=HostedZoneId
HTTP/1.1
```

URI Request Parameters

The request uses the following URI parameters.

[edns0clientsubnetip](#)

If the resolver that you specified for `resolverip` supports EDNS0, specify the IPv4 or IPv6 address of a client in the applicable location, for example, `192.0.2.44` or `2001:db8:85a3::8a2e:370:7334`.

Length Constraints: Maximum length of 45.

Pattern: `(^(((0-9)|[1-9][0-9]|1[0-9]{2}|2[0-4][0-9]|25[0-5])\.)}{3}([0-9]|[1-9][0-9]|1[0-9]{2}|2[0-4][0-9]|25[0-5]))$|^(([0-9a-fA-F]{1,4}:){7,7}|[0-9a-fA-F]{1,4}|([0-9a-fA-F]{1,4}:){1,7}:|([0-9a-fA-F]{1,4}:){1,6}:|([0-9a-fA-F]{1,4}|([0-9a-fA-F]{1,4}:){1,5}(:[0-9a-fA-F]{1,4}){1,2}|([0-9a-fA-F]{1,4}:){1,4}(:[0-9a-fA-F]{1,4}){1,3}|([0-9a-fA-F]{1,4}:)`


```
{1,3}(:[0-9a-fA-F]{1,4}){1,4}|([0-9a-fA-F]{1,4}:){1,2}(:[0-9a-fA-F]{1,4}){1,5}|[0-9a-fA-F]{1,4}:((:[0-9a-fA-F]{1,4}){1,6})|:(:[0-9a-fA-F]{1,4}){1,7}|:)|fe80:(:[0-9a-fA-F]{0,4}){0,4}%[0-9a-zA-Z]{1,}|::(ffff(:0{1,4}){0,1}:){0,1}((25[0-5]|(2[0-4]|1{0,1}[0-9])){0,1}[0-9])\.){3,3}(25[0-5]|(2[0-4]|1{0,1}[0-9])){0,1}[0-9]|([0-9a-fA-F]{1,4}:){1,4}:((25[0-5]|(2[0-4]|1{0,1}[0-9])){0,1}[0-9])\.){3,3}(25[0-5]|(2[0-4]|1{0,1}[0-9])){0,1}[0-9]))$)
```

edns0clientsubnetmask

If you specify an IP address for `edns0clientsubnetip`, you can optionally specify the number of bits of the IP address that you want the checking tool to include in the DNS query. For example, if you specify `192.0.2.44` for `edns0clientsubnetip` and `24` for `edns0clientsubnetmask`, the checking tool will simulate a request from `192.0.2.0/24`. The default value is 24 bits for IPv4 addresses and 64 bits for IPv6 addresses.

The range of valid values depends on whether `edns0clientsubnetip` is an IPv4 or an IPv6 address:

- **IPv4:** Specify a value between 0 and 32
- **IPv6:** Specify a value between 0 and 128

Length Constraints: Minimum length of 0. Maximum length of 3.

hostedzoneid

The ID of the hosted zone that you want Amazon Route 53 to simulate a query for.

Length Constraints: Maximum length of 32.

Required: Yes

recordname

The name of the resource record set that you want Amazon Route 53 to simulate a query for.

Length Constraints: Maximum length of 1024.

Required: Yes

recordtype

The type of the resource record set.

Valid Values: SOA | A | TXT | NS | CNAME | MX | NAPTR | PTR | SRV | SPF | AAAA | CAA | DS

Required: Yes

[resolverip](#)

If you want to simulate a request from a specific DNS resolver, specify the IP address for that resolver. If you omit this value, `TestDnsAnswer` uses the IP address of a DNS resolver in the AWS US East (N. Virginia) Region (`us-east-1`).

Length Constraints: Maximum length of 45.

Pattern: `(^(((0-9)|[1-9][0-9]|1[0-9]{2}|2[0-4][0-9]|25[0-5])\.)}{3}([0-9][1-9][0-9]|1[0-9]{2}|2[0-4][0-9]|25[0-5]))$|^(([0-9a-fA-F]{1,4}:){7,7}[0-9a-fA-F]{1,4}|([0-9a-fA-F]{1,4}:){1,7}:|([0-9a-fA-F]{1,4}:){1,6}: [0-9a-fA-F]{1,4}|([0-9a-fA-F]{1,4}:){1,5}(:[0-9a-fA-F]{1,4}){1,2}| ([0-9a-fA-F]{1,4}:){1,4}(:[0-9a-fA-F]{1,4}){1,3}|([0-9a-fA-F]{1,4}:){1,3}(:[0-9a-fA-F]{1,4}){1,4}|([0-9a-fA-F]{1,4}:){1,2}(:[0-9a-fA-F]{1,4}){1,5}|[0-9a-fA-F]{1,4}:(:[0-9a-fA-F]{1,4}){1,6})|:((:[0-9a-fA-F]{1,4}){1,7}|:)|fe80:(:[0-9a-fA-F]{0,4}){0,4}%[0-9a-zA-Z]{1,}|:: (ffff(:0{1,4}){0,1}:){0,1}((25[0-5]|(2[0-4]|1{0,1}[0-9])){0,1}[0-9])\.) {3,3}(25[0-5]|(2[0-4]|1{0,1}[0-9])){0,1}[0-9]|([0-9a-fA-F]{1,4}:){1,4}: ((25[0-5]|(2[0-4]|1{0,1}[0-9])){0,1}[0-9])\.){3,3}(25[0-5]|(2[0-4]|1{0,1}[0-9])){0,1}[0-9]))$)`

Request Body

The request does not have a request body.

Response Syntax

```
HTTP/1.1 200
<?xml version="1.0" encoding="UTF-8"?>
<TestDNSAnswerResponse>
  <Nameserver>string</Nameserver>
  <Protocol>string</Protocol>
  <RecordData>
    <RecordDataEntry>string</RecordDataEntry>
  </RecordData>
```

```
<RecordName>string</RecordName>  
<RecordType>string</RecordType>  
<ResponseCode>string</ResponseCode>  
</TestDNSAnswerResponse>
```

Response Elements

If the action is successful, the service sends back an HTTP 200 response.

The following data is returned in XML format by the service.

TestDNSAnswerResponse

Root level tag for the TestDNSAnswerResponse parameters.

Required: Yes

Nameserver

The Amazon Route 53 name server used to respond to the request.

Type: String

Length Constraints: Minimum length of 0. Maximum length of 255.

Protocol

The protocol that Amazon Route 53 used to respond to the request, either UDP or TCP.

Type: String

RecordData

A list that contains values that Amazon Route 53 returned for this resource record set.

Type: Array of strings

Length Constraints: Minimum length of 0. Maximum length of 512.

RecordName

The name of the resource record set that you submitted a request for.

Type: String

Length Constraints: Maximum length of 1024.

RecordType

The type of the resource record set that you submitted a request for.

Type: String

Valid Values: SOA | A | TXT | NS | CNAME | MX | NAPTR | PTR | SRV | SPF | AAAA | CAA | DS

ResponseCode

A code that indicates whether the request is valid or not. The most common response code is NOERROR, meaning that the request is valid. If the response is not valid, Amazon Route 53 returns a response code that describes the error. For a list of possible response codes, see [DNS RCODES](#) on the IANA website.

Type: String

Errors

For information about the errors that are common to all actions, see [Common Errors](#).

InvalidInput

The input is not valid.

HTTP Status Code: 400

NoSuchHostedZone

No hosted zone exists with the ID that you specified.

HTTP Status Code: 404

Examples

Example Request

This example illustrates one usage of TestDNSAnswer.

```
GET /2013-04-01/testdnsanswer?  
hostedzoneid=Z1111111Q000000&recordname=www.example.com&recordtype=A&resolverip=192.0.2.44
```

Example Response

This example illustrates one usage of TestDNSAnswer.

```
<?xml version="1.0" encoding="UTF-8"?>
<TestDnsAnswerResponse xmlns="https://route53.amazonaws.com/doc/2013-04-01/">
  <Nameserver>ns-2048.awsdns-64.com</Nameserver>
  <RecordName>www.example.com</RecordName>
  <RecordType>A</RecordType>
  <RecordData>
    <RecordDataEntry>198.51.100.222</RecordDataEntry>
  </RecordData>
  <ResponseCode>NOERROR</ResponseCode>
  <Protocol>UDP</Protocol>
</TestDnsAnswerResponse>
```

See Also

For more information about using this API in one of the language-specific AWS SDKs, see the following:

- [AWS Command Line Interface](#)
- [AWS SDK for .NET](#)
- [AWS SDK for C++](#)
- [AWS SDK for Go v2](#)
- [AWS SDK for Java V2](#)
- [AWS SDK for JavaScript V3](#)
- [AWS SDK for PHP V3](#)
- [AWS SDK for Python](#)
- [AWS SDK for Ruby V3](#)

UpdateHealthCheck

Service: Amazon Route 53

Updates an existing health check. Note that some values can't be updated.

For more information about updating health checks, see [Creating, Updating, and Deleting Health Checks](#) in the *Amazon Route 53 Developer Guide*.

Request Syntax

```
POST /2013-04-01/healthcheck/HealthCheckId HTTP/1.1
<?xml version="1.0" encoding="UTF-8"?>
<UpdateHealthCheckRequest xmlns="https://route53.amazonaws.com/doc/2013-04-01/">
  <AlarmIdentifier>
    <Name>string</Name>
    <Region>string</Region>
  </AlarmIdentifier>
  <ChildHealthChecks>
    <ChildHealthCheck>string</ChildHealthCheck>
  </ChildHealthChecks>
  <Disabled>boolean</Disabled>
  <EnableSNI>boolean</EnableSNI>
  <FailureThreshold>integer</FailureThreshold>
  <FullyQualifiedDomainName>string</FullyQualifiedDomainName>
  <HealthCheckVersion>long</HealthCheckVersion>
  <HealthThreshold>integer</HealthThreshold>
  <InsufficientDataHealthStatus>string</InsufficientDataHealthStatus>
  <Inverted>boolean</Inverted>
  <IPAddress>string</IPAddress>
  <Port>integer</Port>
  <Regions>
    <Region>string</Region>
  </Regions>
  <ResetElements>
    <ResettableElementName>string</ResettableElementName>
  </ResetElements>
  <ResourcePath>string</ResourcePath>
  <SearchString>string</SearchString>
</UpdateHealthCheckRequest>
```

URI Request Parameters

The request uses the following URI parameters.

HealthCheckId

The ID for the health check for which you want detailed information. When you created the health check, `CreateHealthCheck` returned the ID in the response, in the `HealthCheckId` element.

Length Constraints: Maximum length of 64.

Required: Yes

Request Body

The request accepts the following data in XML format.

UpdateHealthCheckRequest

Root level tag for the `UpdateHealthCheckRequest` parameters.

Required: Yes

AlarmIdentifier

A complex type that identifies the CloudWatch alarm that you want Amazon Route 53 health checkers to use to determine whether the specified health check is healthy.

Type: [AlarmIdentifier](#) object

Required: No

ChildHealthChecks

A complex type that contains one `ChildHealthCheck` element for each health check that you want to associate with a CALCULATED health check.

Type: Array of strings

Array Members: Maximum number of 256 items.

Length Constraints: Maximum length of 64.

Required: No

Disabled

Stops Route 53 from performing health checks. When you disable a health check, here's what happens:

- **Health checks that check the health of endpoints:** Route 53 stops submitting requests to your application, server, or other resource.
- **Calculated health checks:** Route 53 stops aggregating the status of the referenced health checks.
- **Health checks that monitor CloudWatch alarms:** Route 53 stops monitoring the corresponding CloudWatch metrics.

After you disable a health check, Route 53 considers the status of the health check to always be healthy. If you configured DNS failover, Route 53 continues to route traffic to the corresponding resources. If you want to stop routing traffic to a resource, change the value of [Inverted](#).

Charges for a health check still apply when the health check is disabled. For more information, see [Amazon Route 53 Pricing](#).

Type: Boolean

Required: No

[EnableSNI](#)

Specify whether you want Amazon Route 53 to send the value of `FullyQualifiedDomainName` to the endpoint in the `client_hello` message during TLS negotiation. This allows the endpoint to respond to HTTPS health check requests with the applicable SSL/TLS certificate.

Some endpoints require that HTTPS requests include the host name in the `client_hello` message. If you don't enable SNI, the status of the health check will be `SSL alert handshake_failure`. A health check can also have that status for other reasons. If SNI is enabled and you're still getting the error, check the SSL/TLS configuration on your endpoint and confirm that your certificate is valid.

The SSL/TLS certificate on your endpoint includes a domain name in the Common Name field and possibly several more in the Subject Alternative Names field. One of the domain names in the certificate should match the value that you specify for `FullyQualifiedDomainName`. If the endpoint responds to the `client_hello` message with a certificate that does not include the domain name that you specified in `FullyQualifiedDomainName`, a health checker will retry the handshake. In the second attempt, the health checker will omit `FullyQualifiedDomainName` from the `client_hello` message.

Type: Boolean

Required: No

FailureThreshold

The number of consecutive health checks that an endpoint must pass or fail for Amazon Route 53 to change the current status of the endpoint from unhealthy to healthy or vice versa. For more information, see [How Amazon Route 53 Determines Whether an Endpoint Is Healthy](#) in the *Amazon Route 53 Developer Guide*.

If you don't specify a value for `FailureThreshold`, the default value is three health checks.

Type: Integer

Valid Range: Minimum value of 1. Maximum value of 10.

Required: No

FullyQualifiedDomainName

Amazon Route 53 behavior depends on whether you specify a value for `IPAddress`.

Note

If a health check already has a value for `IPAddress`, you can change the value. However, you can't update an existing health check to add or remove the value of `IPAddress`.

If you specify a value for `IPAddress`:

Route 53 sends health check requests to the specified IPv4 or IPv6 address and passes the value of `FullyQualifiedDomainName` in the Host header for all health checks except TCP health checks. This is typically the fully qualified DNS name of the endpoint on which you want Route 53 to perform health checks.

When Route 53 checks the health of an endpoint, here is how it constructs the Host header:

- If you specify a value of 80 for `Port` and HTTP or HTTP_STR_MATCH for `Type`, Route 53 passes the value of `FullyQualifiedDomainName` to the endpoint in the Host header.
- If you specify a value of 443 for `Port` and HTTPS or HTTPS_STR_MATCH for `Type`, Route 53 passes the value of `FullyQualifiedDomainName` to the endpoint in the Host header.

- If you specify another value for `Port` and any value except `TCP` for `Type`, Route 53 passes `FullyQualifiedDomainName:Port` to the endpoint in the `Host` header.

If you don't specify a value for `FullyQualifiedDomainName`, Route 53 substitutes the value of `IPAddress` in the `Host` header in each of the above cases.

If you don't specify a value for `IPAddress`:

If you don't specify a value for `IPAddress`, Route 53 sends a DNS request to the domain that you specify in `FullyQualifiedDomainName` at the interval you specify in `RequestInterval`. Using an IPv4 address that is returned by DNS, Route 53 then checks the health of the endpoint.

If you don't specify a value for `IPAddress`, you can't update the health check to remove the `FullyQualifiedDomainName`; if you don't specify a value for `IPAddress` on creation, a `FullyQualifiedDomainName` is required.

Note

If you don't specify a value for `IPAddress`, Route 53 uses only IPv4 to send health checks to the endpoint. If there's no resource record set with a type of `A` for the name that you specify for `FullyQualifiedDomainName`, the health check fails with a "DNS resolution failed" error.

If you want to check the health of weighted, latency, or failover resource record sets and you choose to specify the endpoint only by `FullyQualifiedDomainName`, we recommend that you create a separate health check for each endpoint. For example, create a health check for each HTTP server that is serving content for `www.example.com`. For the value of `FullyQualifiedDomainName`, specify the domain name of the server (such as `us-east-2-www.example.com`), not the name of the resource record sets (`www.example.com`).

Important

In this configuration, if the value of `FullyQualifiedDomainName` matches the name of the resource record sets and you then associate the health check with those resource record sets, health check results will be unpredictable.

In addition, if the value of `Type` is `HTTP`, `HTTPS`, `HTTP_STR_MATCH`, or `HTTPS_STR_MATCH`, Route 53 passes the value of `FullyQualifiedDomainName` in the `Host` header, as it does when you specify a value for `IPAddress`. If the value of `Type` is `TCP`, Route 53 doesn't pass a `Host` header.

Type: String

Length Constraints: Maximum length of 255.

Required: No

HealthCheckVersion

A sequential counter that Amazon Route 53 sets to 1 when you create a health check and increments by 1 each time you update settings for the health check.

We recommend that you use `GetHealthCheck` or `ListHealthChecks` to get the current value of `HealthCheckVersion` for the health check that you want to update, and that you include that value in your `UpdateHealthCheck` request. This prevents Route 53 from overwriting an intervening update:

- If the value in the `UpdateHealthCheck` request matches the value of `HealthCheckVersion` in the health check, Route 53 updates the health check with the new settings.
- If the value of `HealthCheckVersion` in the health check is greater, the health check was changed after you got the version number. Route 53 does not update the health check, and it returns a `HealthCheckVersionMismatch` error.

Type: Long

Valid Range: Minimum value of 1.

Required: No

HealthThreshold

The number of child health checks that are associated with a `CALCULATED` health that Amazon Route 53 must consider healthy for the `CALCULATED` health check to be considered healthy. To specify the child health checks that you want to associate with a `CALCULATED` health check, use the `ChildHealthChecks` and `ChildHealthCheck` elements.

Note the following:

- If you specify a number greater than the number of child health checks, Route 53 always considers this health check to be unhealthy.
- If you specify 0, Route 53 always considers this health check to be healthy.

Type: Integer

Valid Range: Minimum value of 0. Maximum value of 256.

Required: No

InsufficientDataHealthStatus

When CloudWatch has insufficient data about the metric to determine the alarm state, the status that you want Amazon Route 53 to assign to the health check:

- `Healthy`: Route 53 considers the health check to be healthy.
- `Unhealthy`: Route 53 considers the health check to be unhealthy.
- `LastKnownStatus`: By default, Route 53 uses the status of the health check from the last time CloudWatch had sufficient data to determine the alarm state. For new health checks that have no last known status, the status for the health check is healthy.

Type: String

Valid Values: `Healthy` | `Unhealthy` | `LastKnownStatus`

Required: No

Inverted

Specify whether you want Amazon Route 53 to invert the status of a health check, for example, to consider a health check unhealthy when it otherwise would be considered healthy.

Type: Boolean

Required: No

IPAddress

The IPv4 or IPv6 IP address for the endpoint that you want Amazon Route 53 to perform health checks on. If you don't specify a value for `IPAddress`, Route 53 sends a DNS request to resolve the domain name that you specify in `FullyQualifiedDomainName` at the interval that you specify in `RequestInterval`. Using an IP address that is returned by DNS, Route 53 then checks the health of the endpoint.

Use one of the following formats for the value of `IPAddress`:

- **IPv4 address:** four values between 0 and 255, separated by periods (.), for example, `192.0.2.44`.
- **IPv6 address:** eight groups of four hexadecimal values, separated by colons (:), for example, `2001:0db8:85a3:0000:0000:abcd:0001:2345`. You can also shorten IPv6 addresses as described in RFC 5952, for example, `2001:db8:85a3::abcd:1:2345`.

If the endpoint is an EC2 instance, we recommend that you create an Elastic IP address, associate it with your EC2 instance, and specify the Elastic IP address for `IPAddress`. This ensures that the IP address of your instance never changes. For more information, see the applicable documentation:

- Linux: [Elastic IP Addresses \(EIP\)](#) in the *Amazon EC2 User Guide for Linux Instances*
- Windows: [Elastic IP Addresses \(EIP\)](#) in the *Amazon EC2 User Guide for Windows Instances*

Note

If a health check already has a value for `IPAddress`, you can change the value. However, you can't update an existing health check to add or remove the value of `IPAddress`.

For more information, see [FullyQualifiedDomainName](#).

Constraints: Route 53 can't check the health of endpoints for which the IP address is in local, private, non-routable, or multicast ranges. For more information about IP addresses for which you can't create health checks, see the following documents:

- [RFC 5735, Special Use IPv4 Addresses](#)
- [RFC 6598, IANA-Reserved IPv4 Prefix for Shared Address Space](#)
- [RFC 5156, Special-Use IPv6 Addresses](#)

Type: String

Length Constraints: Maximum length of 45.

Pattern: `(^((([0-9] | [1-9][0-9] | 1[0-9]{2} | 2[0-4][0-9] | 25[0-5])\.) {3} ([0-9] | [1-9][0-9] | 1[0-9]{2} | 2[0-4][0-9] | 25[0-5]))$|^(([0-9a-fA-F]{1,4}:) {7,7} [0-9a-fA-F]{1,4} | ([0-9a-fA-F]{1,4}:) {1,7}: | ([0-9a-fA-F]{1,4}:) {1,6} :`

```
[0-9a-fA-F]{1,4}|([0-9a-fA-F]{1,4}:){1,5}(:[0-9a-fA-F]{1,4}){1,2}|
([0-9a-fA-F]{1,4}:){1,4}(:[0-9a-fA-F]{1,4}){1,3}|([0-9a-fA-F]{1,4}:)
{1,3}(:[0-9a-fA-F]{1,4}){1,4}|([0-9a-fA-F]{1,4}:){1,2}(:[0-9a-fA-F]
{1,4}){1,5}|[0-9a-fA-F]{1,4}:((:[0-9a-fA-F]{1,4}){1,6})|:((:[0-9a-
fA-F]{1,4}){1,7}|:)|fe80:(:[0-9a-fA-F]{0,4}){0,4}%[0-9a-zA-Z]{1,}|::
(ffff(:0{1,4}){0,1}:){0,1}((25[0-5]|(2[0-4]|1{0,1}[0-9])){0,1}[0-9])\.)
{3,3}(25[0-5]|(2[0-4]|1{0,1}[0-9])){0,1}[0-9]|([0-9a-fA-F]{1,4}:){1,4}:
((25[0-5]|(2[0-4]|1{0,1}[0-9])){0,1}[0-9])\.){3,3}(25[0-5]|(2[0-4]|1{0,1}
[0-9])){0,1}[0-9]))$)
```

Required: No

Port

The port on the endpoint that you want Amazon Route 53 to perform health checks on.

Note

Don't specify a value for Port when you specify a value for Type of CLOUDWATCH_METRIC or CALCULATED.

Type: Integer

Valid Range: Minimum value of 1. Maximum value of 65535.

Required: No

Regions

A complex type that contains one Region element for each region that you want Amazon Route 53 health checkers to check the specified endpoint from.

Type: Array of strings

Array Members: Minimum number of 3 items. Maximum number of 64 items.

Length Constraints: Minimum length of 1. Maximum length of 64.

Valid Values: us-east-1 | us-west-1 | us-west-2 | eu-west-1 | ap-southeast-1
| ap-southeast-2 | ap-northeast-1 | sa-east-1

Required: No

ResetElements

A complex type that contains one `ResettableElementName` element for each element that you want to reset to the default value. Valid values for `ResettableElementName` include the following:

- `ChildHealthChecks`: Amazon Route 53 resets [ChildHealthChecks](#) to null.
- `FullyQualifiedDomainName`: Route 53 resets [FullyQualifiedDomainName](#) to null.
- `Regions`: Route 53 resets the [Regions](#) list to the default set of regions.
- `ResourcePath`: Route 53 resets [ResourcePath](#) to null.

Type: Array of strings

Array Members: Maximum number of 64 items.

Length Constraints: Minimum length of 1. Maximum length of 64.

Valid Values: `FullyQualifiedDomainName` | `Regions` | `ResourcePath` | `ChildHealthChecks`

Required: No

ResourcePath

The path that you want Amazon Route 53 to request when performing health checks. The path can be any value for which your endpoint will return an HTTP status code of 2xx or 3xx when the endpoint is healthy, for example the file `/docs/route53-health-check.html`. You can also include query string parameters, for example, `/welcome.html?language=jp&login=y`.

Specify this value only if you want to change it.

Type: String

Length Constraints: Maximum length of 255.

Required: No

SearchString

If the value of `Type` is `HTTP_STR_MATCH` or `HTTPS_STR_MATCH`, the string that you want Amazon Route 53 to search for in the response body from the specified resource. If the string appears in the response body, Route 53 considers the resource healthy. (You can't change the value of `Type` when you update a health check.)

Type: String

Length Constraints: Maximum length of 255.

Required: No

Response Syntax

```
HTTP/1.1 200
<?xml version="1.0" encoding="UTF-8"?>
<UpdateHealthCheckResponse>
  <HealthCheck>
    <CallerReference>string</CallerReference>
    <CloudWatchAlarmConfiguration>
      <ComparisonOperator>string</ComparisonOperator>
      <Dimensions>
        <Dimension>
          <Name>string</Name>
          <Value>string</Value>
        </Dimension>
      </Dimensions>
      <EvaluationPeriods>integer</EvaluationPeriods>
      <MetricName>string</MetricName>
      <Namespace>string</Namespace>
      <Period>integer</Period>
      <Statistic>string</Statistic>
      <Threshold>double</Threshold>
    </CloudWatchAlarmConfiguration>
    <HealthCheckConfig>
      <AlarmIdentifier>
        <Name>string</Name>
        <Region>string</Region>
      </AlarmIdentifier>
      <ChildHealthChecks>
        <ChildHealthCheck>string</ChildHealthCheck>
      </ChildHealthChecks>
      <Disabled>boolean</Disabled>
      <EnableSNI>boolean</EnableSNI>
      <FailureThreshold>integer</FailureThreshold>
      <FullyQualifiedDomainName>string</FullyQualifiedDomainName>
      <HealthThreshold>integer</HealthThreshold>
      <InsufficientDataHealthStatus>string</InsufficientDataHealthStatus>
      <Inverted>boolean</Inverted>
```



```

<IPAddress>string</IPAddress>
<MeasureLatency>boolean</MeasureLatency>
<Port>integer</Port>
<Regions>
  <Region>string</Region>
</Regions>
<RequestInterval>integer</RequestInterval>
<ResourcePath>string</ResourcePath>
<RoutingControlArn>string</RoutingControlArn>
<SearchString>string</SearchString>
<Type>string</Type>
</HealthCheckConfig>
<HealthCheckVersion>long</HealthCheckVersion>
<Id>string</Id>
<LinkedService>
  <Description>string</Description>
  <ServicePrincipal>string</ServicePrincipal>
</LinkedService>
</HealthCheck>
</UpdateHealthCheckResponse>

```

Response Elements

If the action is successful, the service sends back an HTTP 200 response.

The following data is returned in XML format by the service.

UpdateHealthCheckResponse

Root level tag for the UpdateHealthCheckResponse parameters.

Required: Yes

HealthCheck

A complex type that contains the response to an UpdateHealthCheck request.

Type: HealthCheck object

Errors

For information about the errors that are common to all actions, see Common Errors.

HealthCheckVersionMismatch

The value of `HealthCheckVersion` in the request doesn't match the value of `HealthCheckVersion` in the health check.

HTTP Status Code: 409

InvalidInput

The input is not valid.

HTTP Status Code: 400

NoSuchHealthCheck

No health check exists with the specified ID.

HTTP Status Code: 404

Examples

Request Syntax for HTTP[S], HTTP[S]_STR_MATCH, and TCP Health Checks

This example illustrates one usage of `UpdateHealthCheck`.

```
POST /2013-04-01/healthcheck/health check ID HTTP/1.1
<?xml version="1.0" encoding="UTF-8"?>
<UpdateHealthCheckRequest xmlns="https://route53.amazonaws.com/doc/2013-04-01/">
  <EnableSNI>true | false</EnableSNI>
  <FailureThreshold>number of health checks that must pass or fail to change the
status of the health check</FailureThreshold>
  <FullyQualifiedDomainName>domain name of the endpoint to check</
FullyQualifiedDomainName>
  <HealthCheckVersion>sequential counter</HealthCheckVersion>
  <Inverted>true | false</Inverted>
  <IPAddress>IP address of the endpoint to check</IPAddress>
  <Port>port on the endpoint to check</Port>
  <Regions>
    <Region>us-west-1 | us-west-2 | us-east-1 | eu-west-1 | ap-southeast-1 | ap-
southeast-2 | ap-northeast-1 | sa-east-1</Region>
    ...
  </Regions>
  <ResourcePath>path of the file that you want Route 53 to request</ResourcePath>
```

```
<SearchString>if Type is HTTP_STR_MATCH or HTTPS_STR_MATCH, the string to search for
in the response body from the specified resource</SearchString>
</UpdateHealthCheckRequest>
```

Response Syntax for HTTP[S], HTTP[S]_STR_MATCH, and TCP Health Checks

This example illustrates one usage of UpdateHealthCheck.

```
HTTP/1.1 201 Created
<?xml version="1.0" encoding="UTF-8"?>
<UpdateHealthCheckResponse xmlns="https://route53.amazonaws.com/doc/2013-04-01/">
  <HealthCheck>
    <Id>ID that Route 53 assigned to the health check when you created it</Id>
    <CallerReference>unique description</CallerReference>
    <HealthCheckConfig>
      <EnableSNI>true | false</EnableSNI>
      <FailureThreshold>number of health checks that must pass or fail to change the
status of the health check</FailureThreshold>
      <FullyQualifiedDomainName>domain name of the endpoint to check</
FullyQualifiedDomainName>
      <Inverted>true | false</Inverted>
      <IPAddress>IP address of the endpoint to check</IPAddress>
      <MeasureLatency>true | false</MeasureLatency>
      <Port>port on the endpoint to check</Port>
      <RequestInterval>10 | 30</RequestInterval>
      <ResourcePath>path of the file that you want Route 53 to request</
ResourcePath>
      <SearchString>if Type is HTTP_STR_MATCH or HTTPS_STR_MATCH, the string to
search for in the response body from the specified resource</SearchString>
      <Type>HTTP | HTTPS | HTTP_STR_MATCH | HTTPS_STR_MATCH | TCP</Type>
    </HealthCheckConfig>
    <HealthCheckVersion>sequential counter</HealthCheckVersion>
  </HealthCheck>
</UpdateHealthCheckResponse>
```

Request Syntax for CLOUDWATCH_METRIC Health Checks

This example illustrates one usage of UpdateHealthCheck.

```
POST /2013-04-01/healthcheck/health check ID HTTP/1.1
<?xml version="1.0" encoding="UTF-8"?>
<UpdateHealthCheckRequest xmlns="https://route53.amazonaws.com/doc/2013-04-01/">
  <AlarmIdentifier>
```

```

    <Name>name of CloudWatch alarm</Name>
    <Region>region that CloudWatch alarm was created in</Region>
  </AlarmIdentifier>
  <HealthCheckVersion>sequential counter</HealthCheckVersion>
  <InsufficientDataHealthStatus>Healthy | Unhealthy | LastKnownStatus</
InsufficientDataHealthStatus>
  <Inverted>>true | false</Inverted>
</UpdateHealthCheckRequest>

```

Response Syntax for CLOUDWATCH_METRIC Health Checks

This example illustrates one usage of UpdateHealthCheck.

```

POST /2013-04-01/healthcheck HTTP/1.1
<?xml version="1.0" encoding="UTF-8"?>
<UpdateHealthCheckResponse xmlns="https://route53.amazonaws.com/doc/2013-04-01/">
  <HealthCheck>
    <Id>ID that Route 53 assigned to the health check when you created it</Id>
    <CallerReference>unique description</CallerReference>
    <HealthCheckConfig>
      <AlarmIdentifier>
        <Name>name of CloudWatch alarm</Name>
        <Region>region of CloudWatch alarm</Region>
      </AlarmIdentifier>
      <InsufficientDataHealthStatus>Healthy | Unhealthy | LastKnownStatus</
InsufficientDataHealthStatus>
      <Inverted>>true | false</Inverted>
      <Type>CLOUDWATCH_METRIC</Type>
    </HealthCheckConfig>
    <CloudWatchAlarmConfiguration>
      <EvaluationPeriods>number of periods that metric is compared to threshold</
EvaluationPeriods>
      <Threshold>value the metric is compared with</Threshold>
      <ComparisonOperator>GreaterThanOrEqualToThreshold | GreaterThanThreshold |
LessThanThreshold | LessThanOrEqualToThreshold</ComparisonOperator>
      <Period>duration of a period in seconds</Period>
      <MetricName>name of the metric that's associated with the alarm</MetricName>
      <Namespace>namespace of the metric that the alarm is associated with</
Namespace>
      <Statistic>statistic applied to the CloudWatch metric</Statistic>
      <Dimensions>
        <Dimension>
          <Name>name of a dimension for the metric</Name>
          <Value>value of a dimension for the metric</Value>

```

```

        </Dimension>
        ...
    </Dimensions>
</CloudWatchAlarmConfiguration>
<HealthCheckVersion>sequential counter</HealthCheckVersion>
</HealthCheck>
</UpdateHealthCheckResponse>

```

Request Syntax for CALCULATED Health Checks

This example illustrates one usage of UpdateHealthCheck.

```

POST /2013-04-01/healthcheck/health check ID HTTP/1.1
<?xml version="1.0" encoding="UTF-8"?>
<UpdateHealthCheckRequest xmlns="https://route53.amazonaws.com/doc/2013-04-01/">
  <ChildHealthChecks>
    <ChildHealthCheck>health check ID</ChildHealthCheck>
    ...
  </ChildHealthChecks>
  <HealthCheckVersion>sequential counter</HealthCheckVersion>
  <HealthThreshold>number of health checks that are associated with a CALCULATED
health check that must be healthy</HealthThreshold>
  <Inverted>>true | false</Inverted>
</UpdateHealthCheckRequest>

```

Response Syntax for CALCULATED Health Checks

This example illustrates one usage of UpdateHealthCheck.

```

HTTP/1.1 201 Created
<?xml version="1.0" encoding="UTF-8"?>
<UpdateHealthCheckResponse xmlns="https://route53.amazonaws.com/doc/2013-04-01/">
  <HealthCheck>
    <Id>ID that Route 53 assigned to the health check when you created it</Id>
    <CallerReference>unique description</CallerReference>
    <HealthCheckConfig>
      <ChildHealthChecks>
        <ChildHealthCheck>health check ID</ChildHealthCheck>
        ...
      </ChildHealthChecks>
      <HealthThreshold>number of health checks associated with a CALCULATED health
check that must be healthy</HealthThreshold>
      <Inverted>>true | false</Inverted>
    </HealthCheck>
  </UpdateHealthCheckResponse>

```

```
<Type>CALCULATED</Type>
</HealthCheckConfig>
<HealthCheckVersion>sequential counter</HealthCheckVersion>
</HealthCheck>
</UpdateHealthCheckResponse>
```

See Also

For more information about using this API in one of the language-specific AWS SDKs, see the following:

- [AWS Command Line Interface](#)
- [AWS SDK for .NET](#)
- [AWS SDK for C++](#)
- [AWS SDK for Go v2](#)
- [AWS SDK for Java V2](#)
- [AWS SDK for JavaScript V3](#)
- [AWS SDK for PHP V3](#)
- [AWS SDK for Python](#)
- [AWS SDK for Ruby V3](#)

UpdateHostedZoneComment

Service: Amazon Route 53

Updates the comment for a specified hosted zone.

Request Syntax

```
POST /2013-04-01/hostedzone/Id HTTP/1.1
<?xml version="1.0" encoding="UTF-8"?>
<UpdateHostedZoneCommentRequest xmlns="https://route53.amazonaws.com/doc/2013-04-01/">
  <Comment>string</Comment>
</UpdateHostedZoneCommentRequest>
```

URI Request Parameters

The request uses the following URI parameters.

Id

The ID for the hosted zone that you want to update the comment for.

Length Constraints: Maximum length of 32.

Required: Yes

Request Body

The request accepts the following data in XML format.

UpdateHostedZoneCommentRequest

Root level tag for the UpdateHostedZoneCommentRequest parameters.

Required: Yes

Comment

The new comment for the hosted zone. If you don't specify a value for Comment, Amazon Route 53 deletes the existing value of the Comment element, if any.

Type: String

Length Constraints: Maximum length of 256.

Required: No

Response Syntax

```
HTTP/1.1 200
<?xml version="1.0" encoding="UTF-8"?>
<UpdateHostedZoneCommentResponse>
  <HostedZone>
    <CallerReference>string</CallerReference>
    <Config>
      <Comment>string</Comment>
      <PrivateZone>boolean</PrivateZone>
    </Config>
    <Id>string</Id>
    <LinkedService>
      <Description>string</Description>
      <ServicePrincipal>string</ServicePrincipal>
    </LinkedService>
    <Name>string</Name>
    <ResourceRecordSetCount>long</ResourceRecordSetCount>
  </HostedZone>
</UpdateHostedZoneCommentResponse>
```

Response Elements

If the action is successful, the service sends back an HTTP 200 response.

The following data is returned in XML format by the service.

UpdateHostedZoneCommentResponse

Root level tag for the UpdateHostedZoneCommentResponse parameters.

Required: Yes

HostedZone

A complex type that contains the response to the UpdateHostedZoneComment request.

Type: HostedZone object

Errors

For information about the errors that are common to all actions, see [Common Errors](#).

InvalidInput

The input is not valid.

HTTP Status Code: 400

NoSuchHostedZone

No hosted zone exists with the ID that you specified.

HTTP Status Code: 404

PriorRequestNotComplete

If Amazon Route 53 can't process a request before the next request arrives, it will reject subsequent requests for the same hosted zone and return an HTTP 400 error (Bad request). If Route 53 returns this error repeatedly for the same request, we recommend that you wait, in intervals of increasing duration, before you try the request again.

HTTP Status Code: 400

Examples

Example Request

This example illustrates one usage of UpdateHostedZoneComment.

```
POST /2013-04-01/hostedzone/hosted zone ID HTTP/1.1
<?xml version="1.0" encoding="UTF-8"?>
<UpdateHostedZoneCommentRequest xmlns="https://route53.amazonaws.com/doc/2013-04-01/">
  <Comment>for internal testing</Comment>
</UpdateHostedZoneCommentRequest>
```

Example Response

This example illustrates one usage of UpdateHostedZoneComment.

```
HTTP/1.1 200 OK
```

```
<?xml version="1.0" encoding="UTF-8"?>
<UpdateHostedZoneCommentResponse xmlns="https://route53.amazonaws.com/doc/2013-04-01/">
  <HostedZone>
    <Id>/hostedzone/Z1D633PJN98FT9</Id>
    <Name>example.com</Name>
    <CallerReference>2014-10-15T01:36:41.958Z</CallerReference>
    <Config>
      <Comment>for internal testing</Comment>
      <PrivateZone>>false</PrivateZone>
    </Config>
    <ResourceRecordSetCount>42</ResourceRecordSetCount>
  </HostedZone>
</UpdateHostedZoneCommentResponse>
```

See Also

For more information about using this API in one of the language-specific AWS SDKs, see the following:

- [AWS Command Line Interface](#)
- [AWS SDK for .NET](#)
- [AWS SDK for C++](#)
- [AWS SDK for Go v2](#)
- [AWS SDK for Java V2](#)
- [AWS SDK for JavaScript V3](#)
- [AWS SDK for PHP V3](#)
- [AWS SDK for Python](#)
- [AWS SDK for Ruby V3](#)

UpdateTrafficPolicyComment

Service: Amazon Route 53

Updates the comment for a specified traffic policy version.

Request Syntax

```
POST /2013-04-01/trafficpolicy/Id/Version HTTP/1.1
<?xml version="1.0" encoding="UTF-8"?>
<UpdateTrafficPolicyCommentRequest xmlns="https://route53.amazonaws.com/doc/2013-04-01/">
  <Comment>string</Comment>
</UpdateTrafficPolicyCommentRequest>
```

URI Request Parameters

The request uses the following URI parameters.

Id

The value of `Id` for the traffic policy that you want to update the comment for.

Length Constraints: Minimum length of 1. Maximum length of 36.

Required: Yes

Version

The value of `Version` for the traffic policy that you want to update the comment for.

Valid Range: Minimum value of 1. Maximum value of 1000.

Required: Yes

Request Body

The request accepts the following data in XML format.

UpdateTrafficPolicyCommentRequest

Root level tag for the `UpdateTrafficPolicyCommentRequest` parameters.

Required: Yes

Comment

The new comment for the specified traffic policy and version.

Type: String

Length Constraints: Maximum length of 1024.

Required: Yes

Response Syntax

```
HTTP/1.1 200
<?xml version="1.0" encoding="UTF-8"?>
<UpdateTrafficPolicyCommentResponse>
  <TrafficPolicy>
    <Comment>string</Comment>
    <Document>string</Document>
    <Id>string</Id>
    <Name>string</Name>
    <Type>string</Type>
    <Version>integer</Version>
  </TrafficPolicy>
</UpdateTrafficPolicyCommentResponse>
```

Response Elements

If the action is successful, the service sends back an HTTP 200 response.

The following data is returned in XML format by the service.

UpdateTrafficPolicyCommentResponse

Root level tag for the UpdateTrafficPolicyCommentResponse parameters.

Required: Yes

TrafficPolicy

A complex type that contains settings for the specified traffic policy.

Type: [TrafficPolicy](#) object

Errors

For information about the errors that are common to all actions, see [Common Errors](#).

ConcurrentModification

Another user submitted a request to create, update, or delete the object at the same time that you did. Retry the request.

HTTP Status Code: 400

InvalidInput

The input is not valid.

HTTP Status Code: 400

NoSuchTrafficPolicy

No traffic policy exists with the specified ID.

HTTP Status Code: 404

Examples

Example Request

This example illustrates one usage of UpdateTrafficPolicyComment.

```
POST /2013-04-01/trafficpolicy/12345678-abcd-9876-fedc-1a2b3c4de5f6/42 HTTP/1.1
<?xml version="1.0" encoding="UTF-8"?>
<UpdateTrafficPolicyCommentRequest xmlns="https://route53.amazonaws.com/doc/2013-04-01/">
  <Comment>Updated comment</Comment>
</UpdateTrafficPolicyCommentRequest>
```

Example Response

This example illustrates one usage of UpdateTrafficPolicyComment.

```
HTTP/1.1 200 OK
<?xml version="1.0" encoding="UTF-8"?>
```

```
<UpdateTrafficPolicyCommentResponse xmlns="https://route53.amazonaws.com/doc/2013-04-01/">
  <Id>12345678-abcd-9876-fedc-1a2b3c4de5f6</Id>
  <VersionNumber>42</VersionNumber>
  <Name>MyTrafficPolicy</Name>
  <Type>A</Type>
  <Document>definition of the traffic policy</Document>
  <Comment>Updated comment</Comment>
</UpdateTrafficPolicyCommentResponse>
```

See Also

For more information about using this API in one of the language-specific AWS SDKs, see the following:

- [AWS Command Line Interface](#)
- [AWS SDK for .NET](#)
- [AWS SDK for C++](#)
- [AWS SDK for Go v2](#)
- [AWS SDK for Java V2](#)
- [AWS SDK for JavaScript V3](#)
- [AWS SDK for PHP V3](#)
- [AWS SDK for Python](#)
- [AWS SDK for Ruby V3](#)

UpdateTrafficPolicyInstance

Service: Amazon Route 53

Note

After you submit a `UpdateTrafficPolicyInstance` request, there's a brief delay while Route 53 creates the resource record sets that are specified in the traffic policy definition. Use `GetTrafficPolicyInstance` with the `id` of updated traffic policy instance confirm that the `UpdateTrafficPolicyInstance` request completed successfully. For more information, see the `State` response element.

Updates the resource record sets in a specified hosted zone that were created based on the settings in a specified traffic policy version.

When you update a traffic policy instance, Amazon Route 53 continues to respond to DNS queries for the root resource record set name (such as `example.com`) while it replaces one group of resource record sets with another. Route 53 performs the following operations:

1. Route 53 creates a new group of resource record sets based on the specified traffic policy. This is true regardless of how significant the differences are between the existing resource record sets and the new resource record sets.
2. When all of the new resource record sets have been created, Route 53 starts to respond to DNS queries for the root resource record set name (such as `example.com`) by using the new resource record sets.
3. Route 53 deletes the old group of resource record sets that are associated with the root resource record set name.

Request Syntax

```
POST /2013-04-01/trafficpolicyinstance/Id HTTP/1.1
<?xml version="1.0" encoding="UTF-8"?>
<UpdateTrafficPolicyInstanceRequest xmlns="https://route53.amazonaws.com/doc/2013-04-01/">
  <TrafficPolicyId>string</TrafficPolicyId>
  <TrafficPolicyVersion>integer</TrafficPolicyVersion>
  <TTL>long</TTL>
</UpdateTrafficPolicyInstanceRequest>
```

URI Request Parameters

The request uses the following URI parameters.

Id

The ID of the traffic policy instance that you want to update.

Length Constraints: Minimum length of 1. Maximum length of 36.

Required: Yes

Request Body

The request accepts the following data in XML format.

UpdateTrafficPolicyInstanceRequest

Root level tag for the UpdateTrafficPolicyInstanceRequest parameters.

Required: Yes

TrafficPolicyId

The ID of the traffic policy that you want Amazon Route 53 to use to update resource record sets for the specified traffic policy instance.

Type: String

Length Constraints: Minimum length of 1. Maximum length of 36.

Required: Yes

TrafficPolicyVersion

The version of the traffic policy that you want Amazon Route 53 to use to update resource record sets for the specified traffic policy instance.

Type: Integer

Valid Range: Minimum value of 1. Maximum value of 1000.

Required: Yes

TTL

The TTL that you want Amazon Route 53 to assign to all of the updated resource record sets.

Type: Long

Valid Range: Minimum value of 0. Maximum value of 2147483647.

Required: Yes

Response Syntax

```
HTTP/1.1 200
<?xml version="1.0" encoding="UTF-8"?>
<UpdateTrafficPolicyInstanceResponse>
  <TrafficPolicyInstance>
    <HostedZoneId>string</HostedZoneId>
    <Id>string</Id>
    <Message>string</Message>
    <Name>string</Name>
    <State>string</State>
    <TrafficPolicyId>string</TrafficPolicyId>
    <TrafficPolicyType>string</TrafficPolicyType>
    <TrafficPolicyVersion>integer</TrafficPolicyVersion>
    <TTL>long</TTL>
  </TrafficPolicyInstance>
</UpdateTrafficPolicyInstanceResponse>
```

Response Elements

If the action is successful, the service sends back an HTTP 200 response.

The following data is returned in XML format by the service.

UpdateTrafficPolicyInstanceResponse

Root level tag for the UpdateTrafficPolicyInstanceResponse parameters.

Required: Yes

TrafficPolicyInstance

A complex type that contains settings for the updated traffic policy instance.

Type: [TrafficPolicyInstance](#) object

Errors

For information about the errors that are common to all actions, see [Common Errors](#).

ConflictingTypes

You tried to update a traffic policy instance by using a traffic policy version that has a different DNS type than the current type for the instance. You specified the type in the JSON document in the `CreateTrafficPolicy` or `CreateTrafficPolicyVersion` request.

HTTP Status Code: 400

InvalidInput

The input is not valid.

HTTP Status Code: 400

NoSuchTrafficPolicy

No traffic policy exists with the specified ID.

HTTP Status Code: 404

NoSuchTrafficPolicyInstance

No traffic policy instance exists with the specified ID.

HTTP Status Code: 404

PriorRequestNotComplete

If Amazon Route 53 can't process a request before the next request arrives, it will reject subsequent requests for the same hosted zone and return an HTTP 400 error (Bad request). If Route 53 returns this error repeatedly for the same request, we recommend that you wait, in intervals of increasing duration, before you try the request again.

HTTP Status Code: 400

Examples

Example Request

This example illustrates one usage of UpdateTrafficPolicyInstance.

```
POST /2013-04-01/trafficpolicyinstance/12131415-abac-5432-caba-6f5e4d3c2b1a HTTP/1.1
<?xml version="1.0" encoding="UTF-8"?>
<UpdateTrafficPolicyInstanceRequest xmlns="https://route53.amazonaws.com/doc/2013-04-01/">
  <TTL>300</TTL>
  <TrafficPolicyId>12345678-abcd-9876-fedc-1a2b3c4de5f6</TrafficPolicyId>
  <VersionNumber>7</VersionNumber>
</UpdateTrafficPolicyInstanceRequest>
```

Example Response

This example illustrates one usage of UpdateTrafficPolicyInstance.

```
HTTP/1.1 200 OK
<?xml version="1.0" encoding="UTF-8"?>
<UpdateTrafficPolicyInstanceResponse xmlns="https://route53.amazonaws.com/doc/2013-04-01/">
  <TrafficPolicyInstance>
    <Id>12131415-abac-5432-caba-6f5e4d3c2b1a</Id>
    <HostedZoneId>Z1D633PJN98FT9</HostedZoneId>
    <Name>www.example.com</Name>
    <TTL>300</TTL>
    <State>Applied</State>
    <Message/>
    <TrafficPolicyId>12345678-abcd-9876-fedc-1a2b3c4de5f6</TrafficPolicyId>
    <TrafficPolicyVersion>7</TrafficPolicyVersion>
    <TrafficPolicyType>A</TrafficPolicyType>
  </TrafficPolicyInstance>
</UpdateTrafficPolicyInstanceResponse>
```

See Also

For more information about using this API in one of the language-specific AWS SDKs, see the following:

- [AWS Command Line Interface](#)

- [AWS SDK for .NET](#)
- [AWS SDK for C++](#)
- [AWS SDK for Go v2](#)
- [AWS SDK for Java V2](#)
- [AWS SDK for JavaScript V3](#)
- [AWS SDK for PHP V3](#)
- [AWS SDK for Python](#)
- [AWS SDK for Ruby V3](#)

Amazon Route 53 domain registration

The following actions are supported by Amazon Route 53 domain registration:

- [AcceptDomainTransferFromAnotherAwsAccount](#)
- [AssociateDelegationSignerToDomain](#)
- [CancelDomainTransferToAnotherAwsAccount](#)
- [CheckDomainAvailability](#)
- [CheckDomainTransferability](#)
- [DeleteDomain](#)
- [DeleteTagsForDomain](#)
- [DisableDomainAutoRenew](#)
- [DisableDomainTransferLock](#)
- [DisassociateDelegationSignerFromDomain](#)
- [EnableDomainAutoRenew](#)
- [EnableDomainTransferLock](#)
- [GetContactReachabilityStatus](#)
- [GetDomainDetail](#)
- [GetDomainSuggestions](#)
- [GetOperationDetail](#)
- [ListDomains](#)
- [ListOperations](#)

- [ListPrices](#)
- [ListTagsForDomain](#)
- [PushDomain](#)
- [RegisterDomain](#)
- [RejectDomainTransferFromAnotherAwsAccount](#)
- [RenewDomain](#)
- [ResendContactReachabilityEmail](#)
- [ResendOperationAuthorization](#)
- [RetrieveDomainAuthCode](#)
- [TransferDomain](#)
- [TransferDomainToAnotherAwsAccount](#)
- [UpdateDomainContact](#)
- [UpdateDomainContactPrivacy](#)
- [UpdateDomainNameservers](#)
- [UpdateTagsForDomain](#)
- [ViewBilling](#)

AcceptDomainTransferFromAnotherAwsAccount

Service: Amazon Route 53 domain registration

Accepts the transfer of a domain from another AWS account to the current AWS account. You initiate a transfer between AWS accounts using [TransferDomainToAnotherAwsAccount](#).

If you use the AWS CLI command at [accept-domain-transfer-from-another-aws-account](#), use JSON format as input instead of text because otherwise AWS CLI will throw an error from domain transfer input that includes single quotes.

Use either [ListOperations](#) or [GetOperationDetail](#) to determine whether the operation succeeded. [GetOperationDetail](#) provides additional information, for example, Domain Transfer from Aws Account 111122223333 has been cancelled.

Request Syntax

```
{
  "DomainName": "string",
  "Password": "string"
}
```

Request Parameters

For information about the parameters that are common to all actions, see [Common Parameters](#).

The request accepts the following data in JSON format.

DomainName

The name of the domain that was specified when another AWS account submitted a [TransferDomainToAnotherAwsAccount](#) request.

Type: String

Length Constraints: Maximum length of 255.

Required: Yes

Password

The password that was returned by the [TransferDomainToAnotherAwsAccount](#) request.

Type: String

Required: Yes

Response Syntax

```
{  
  "OperationId": "string"  
}
```

Response Elements

If the action is successful, the service sends back an HTTP 200 response.

The following data is returned in JSON format by the service.

[OperationId](#)

Identifier for tracking the progress of the request. To query the operation status, use [GetOperationDetail](#).

Type: String

Length Constraints: Maximum length of 255.

Errors

For information about the errors that are common to all actions, see [Common Errors](#).

DomainLimitExceeded

The number of domains has exceeded the allowed threshold for the account.

HTTP Status Code: 400

InvalidInput

The requested item is not acceptable. For example, for APIs that accept a domain name, the request might specify a domain name that doesn't belong to the account that submitted the request. For `AcceptDomainTransferFromAnotherAwsAccount`, the password might be invalid.

HTTP Status Code: 400

OperationLimitExceeded

The number of operations or jobs running exceeded the allowed threshold for the account.

HTTP Status Code: 400

UnsupportedTLD

Amazon Route 53 does not support this top-level domain (TLD).

HTTP Status Code: 400

Examples

AcceptDomainTransferFromAnotherAwsAccount Example

This example illustrates one usage of `AcceptDomainTransferFromAnotherAwsAccount`.

Sample Request

```
POST / HTTP/1.1
host:route53domains.us-east-1.amazonaws.com
x-amz-date:20200311T205230Z
authorization:AWS4-HMAC-SHA256
    Credential=AKIAIOSFODNN7EXAMPLE/20140711/us-east-1/route53domains/
aws4_request,
    SignedHeaders=content-length;content-type;host;user-agent;x-amz-date;x-
amz-target,
    Signature=[calculated-signature]
x-amz-target:Route53Domains_v20140515.AcceptDomainTransferFromAnotherAwsAccount
user-agent:aws-sdk-java/1.8.3 Linux/2.6.18-164.el5PAE Java_HotSpot
(TM )_Server_VM/24.60-b09/1.7.0_60
content-type:application/x-amz-json-1.1
content-length:[number of characters in the JSON string]
{
    "DomainName":"example.com",
    "Password":"CeT2Zxs~Example"
}
```

Sample Response

```
HTTP/1.1 200
```



```
Content-Length:[number of characters in the JSON string]
{
  "OperationId":"308c56712-faa4-40fe-94c8-b4230example"
}
```

See Also

For more information about using this API in one of the language-specific AWS SDKs, see the following:

- [AWS Command Line Interface](#)
- [AWS SDK for .NET](#)
- [AWS SDK for C++](#)
- [AWS SDK for Go v2](#)
- [AWS SDK for Java V2](#)
- [AWS SDK for JavaScript V3](#)
- [AWS SDK for PHP V3](#)
- [AWS SDK for Python](#)
- [AWS SDK for Ruby V3](#)

AssociateDelegationSignerToDomain

Service: Amazon Route 53 domain registration

Creates a delegation signer (DS) record in the registry zone for this domain name.

Note that creating DS record at the registry impacts DNSSEC validation of your DNS records. This action may render your domain name unavailable on the internet if the steps are completed in the wrong order, or with incorrect timing. For more information about DNSSEC signing, see [Configuring DNSSEC signing](#) in the *Route 53 developer guide*.

Request Syntax

```
{
  "DomainName": "string",
  "SigningAttributes": {
    "Algorithm": number,
    "Flags": number,
    "PublicKey": "string"
  }
}
```

Request Parameters

For information about the parameters that are common to all actions, see [Common Parameters](#).

The request accepts the following data in JSON format.

[DomainName](#)

The name of the domain.

Type: String

Length Constraints: Maximum length of 255.

Required: Yes

[SigningAttributes](#)

The information about a key, including the algorithm, public key-value, and flags.

Type: [DnssecSigningAttributes](#) object

Required: Yes

Response Syntax

```
{  
  "OperationId": "string"  
}
```

Response Elements

If the action is successful, the service sends back an HTTP 200 response.

The following data is returned in JSON format by the service.

OperationId

The identifier for tracking the progress of the request. To query the operation status, use [GetOperationDetail](#).

Type: String

Length Constraints: Maximum length of 255.

Errors

For information about the errors that are common to all actions, see [Common Errors](#).

DnssecLimitExceeded

This error is returned if you call `AssociateDelegationSignerToDomain` when the specified domain has reached the maximum number of DS records. You can't add any additional DS records unless you delete an existing one first.

HTTP Status Code: 400

DuplicateRequest

The request is already in progress for the domain.

HTTP Status Code: 400

InvalidInput

The requested item is not acceptable. For example, for APIs that accept a domain name, the request might specify a domain name that doesn't belong to the account that submitted the request. For `AcceptDomainTransferFromAnotherAwsAccount`, the password might be invalid.

HTTP Status Code: 400

OperationLimitExceeded

The number of operations or jobs running exceeded the allowed threshold for the account.

HTTP Status Code: 400

TLDRulesViolation

The top-level domain does not support this operation.

HTTP Status Code: 400

UnsupportedTLD

Amazon Route 53 does not support this top-level domain (TLD).

HTTP Status Code: 400

See Also

For more information about using this API in one of the language-specific AWS SDKs, see the following:

- [AWS Command Line Interface](#)
- [AWS SDK for .NET](#)
- [AWS SDK for C++](#)
- [AWS SDK for Go v2](#)
- [AWS SDK for Java V2](#)
- [AWS SDK for JavaScript V3](#)
- [AWS SDK for PHP V3](#)
- [AWS SDK for Python](#)

- [AWS SDK for Ruby V3](#)

CancelDomainTransferToAnotherAwsAccount

Service: Amazon Route 53 domain registration

Cancels the transfer of a domain from the current AWS account to another AWS account. You initiate a transfer between AWS accounts using [TransferDomainToAnotherAwsAccount](#).

Important

You must cancel the transfer before the other AWS account accepts the transfer using [AcceptDomainTransferFromAnotherAwsAccount](#).

Use either [ListOperations](#) or [GetOperationDetail](#) to determine whether the operation succeeded. [GetOperationDetail](#) provides additional information, for example, Domain Transfer from Aws Account 111122223333 has been cancelled.

Request Syntax

```
{
  "DomainName": "string"
}
```

Request Parameters

For information about the parameters that are common to all actions, see [Common Parameters](#).

The request accepts the following data in JSON format.

DomainName

The name of the domain for which you want to cancel the transfer to another AWS account.

Type: String

Length Constraints: Maximum length of 255.

Required: Yes

Response Syntax

```
{
```

```
"OperationId": "string"  
}
```

Response Elements

If the action is successful, the service sends back an HTTP 200 response.

The following data is returned in JSON format by the service.

OperationId

The identifier that `TransferDomainToAnotherAwsAccount` returned to track the progress of the request. Because the transfer request was canceled, the value is no longer valid, and you can't use `GetOperationDetail` to query the operation status.

Type: String

Length Constraints: Maximum length of 255.

Errors

For information about the errors that are common to all actions, see [Common Errors](#).

InvalidInput

The requested item is not acceptable. For example, for APIs that accept a domain name, the request might specify a domain name that doesn't belong to the account that submitted the request. For `AcceptDomainTransferFromAnotherAwsAccount`, the password might be invalid.

HTTP Status Code: 400

OperationLimitExceeded

The number of operations or jobs running exceeded the allowed threshold for the account.

HTTP Status Code: 400

UnsupportedTLD

Amazon Route 53 does not support this top-level domain (TLD).

HTTP Status Code: 400

Examples

CancelDomainTransferToAnotherAwsAccount Example

This example illustrates one usage of `CancelDomainTransferToAnotherAwsAccount`.

Sample Request

```
POST / HTTP/1.1
host:route53domains.us-east-1.amazonaws.com
x-amz-date:20200311T205230Z
authorization:AWS4-HMAC-SHA256
    Credential=AKIAIOSFODNN7EXAMPLE/20140711/us-east-1/route53domains/
aws4_request,
    SignedHeaders=content-length;content-type;host;user-agent;x-amz-date;x-
amz-target,
    Signature=[calculated-signature]
x-amz-target:Route53Domains_v20140515.CancelDomainTransferToAnotherAwsAccount
user-agent:aws-sdk-java/1.8.3 Linux/2.6.18-164.el5PAE Java_HotSpot
(TM )_Server_VM/24.60-b09/1.7.0_60
content-type:application/x-amz-json-1.1
content-length:[number of characters in the JSON string]
{
    "DomainName":"example.com"
}
```

Sample Response

```
HTTP/1.1 200
Content-Length:[number of characters in the JSON string]
{
    "OperationId":"308c56712-faa4-40fe-94c8-b4230example"
}
```

See Also

For more information about using this API in one of the language-specific AWS SDKs, see the following:

- [AWS Command Line Interface](#)
- [AWS SDK for .NET](#)

- [AWS SDK for C++](#)
- [AWS SDK for Go v2](#)
- [AWS SDK for Java V2](#)
- [AWS SDK for JavaScript V3](#)
- [AWS SDK for PHP V3](#)
- [AWS SDK for Python](#)
- [AWS SDK for Ruby V3](#)

CheckDomainAvailability

Service: Amazon Route 53 domain registration

This operation checks the availability of one domain name. Note that if the availability status of a domain is pending, you must submit another request to determine the availability of the domain name.

Request Syntax

```
{
  "DomainName": "string",
  "IdnLangCode": "string"
}
```

Request Parameters

For information about the parameters that are common to all actions, see [Common Parameters](#).

The request accepts the following data in JSON format.

DomainName

The name of the domain that you want to get availability for. The top-level domain (TLD), such as .com, must be a TLD that Route 53 supports. For a list of supported TLDs, see [Domains that You Can Register with Amazon Route 53](#) in the *Amazon Route 53 Developer Guide*.

The domain name can contain only the following characters:

- Letters a through z. Domain names are not case sensitive.
- Numbers 0 through 9.
- Hyphen (-). You can't specify a hyphen at the beginning or end of a label.
- Period (.) to separate the labels in the name, such as the . in example.com.

Internationalized domain names are not supported for some top-level domains. To determine whether the TLD that you want to use supports internationalized domain names, see [Domains that You Can Register with Amazon Route 53](#). For more information, see [Formatting Internationalized Domain Names](#).

Type: String

Length Constraints: Maximum length of 255.

Required: Yes

IdnLangCode

Reserved for future use.

Type: String

Length Constraints: Maximum length of 3.

Required: No

Response Syntax

```
{  
  "Availability": "string"  
}
```

Response Elements

If the action is successful, the service sends back an HTTP 200 response.

The following data is returned in JSON format by the service.

Availability

Whether the domain name is available for registering.

Note

You can register only domains designated as AVAILABLE.

Valid values:

AVAILABLE

The domain name is available.

AVAILABLE_RESERVED

The domain name is reserved under specific conditions.

AVAILABLE_PREORDER

The domain name is available and can be preordered.

DONT_KNOW

The TLD registry didn't reply with a definitive answer about whether the domain name is available. Route 53 can return this response for a variety of reasons, for example, the registry is performing maintenance. Try again later.

INVALID_NAME_FOR_TLD

The TLD isn't valid. For example, it can contain characters that aren't allowed.

PENDING

The TLD registry didn't return a response in the expected amount of time. When the response is delayed, it usually takes just a few extra seconds. You can resubmit the request immediately.

RESERVED

The domain name has been reserved for another person or organization.

UNAVAILABLE

The domain name is not available.

UNAVAILABLE_PREMIUM

The domain name is not available.

UNAVAILABLE_RESTRICTED

The domain name is forbidden.

Type: String

Valid Values: AVAILABLE | AVAILABLE_RESERVED | AVAILABLE_PREORDER | UNAVAILABLE | UNAVAILABLE_PREMIUM | UNAVAILABLE_RESTRICTED | RESERVED | DONT_KNOW | INVALID_NAME_FOR_TLD | PENDING

Errors

For information about the errors that are common to all actions, see [Common Errors](#).

InvalidInput

The requested item is not acceptable. For example, for APIs that accept a domain name, the request might specify a domain name that doesn't belong to the account that submitted the request. For `AcceptDomainTransferFromAnotherAwsAccount`, the password might be invalid.

HTTP Status Code: 400

UnsupportedTLD

Amazon Route 53 does not support this top-level domain (TLD).

HTTP Status Code: 400

Examples

CheckDomainAvailability Example

This example illustrates one usage of `CheckDomainAvailability`.

Sample Request

```
POST / HTTP/1.1
host:route53domains.us-east-1.amazonaws.com
x-amz-date:20140711T205225Z
authorization:AWS4-HMAC-SHA256
    Credential=AKIAIOSFODNN7EXAMPLE/20140711/us-east-1/route53domains/
aws4_request,
    SignedHeaders=content-length;content-type;host;user-agent;x-amz-date;x-
amz-target,
    Signature=[calculated-signature]
x-amz-target:Route53Domains_v20140515.CheckDomainAvailability
user-agent:aws-sdk-java/1.8.3 Linux/2.6.18-164.el5PAE Java_HotSpot
(TM)_Server_VM/24.60-b09/1.7.0_60
content-type:application/x-amz-json-1.1
content-length:[number of characters in the JSON string]
connections:Keep-Alive
{
  "DomainName":"example.com"
}
```

Sample Response

```
HTTP/1.1 200
Content-Length:[number of characters in the JSON string]
{
  "Availability":"AVAILABLE"
}
```

See Also

For more information about using this API in one of the language-specific AWS SDKs, see the following:

- [AWS Command Line Interface](#)
- [AWS SDK for .NET](#)
- [AWS SDK for C++](#)
- [AWS SDK for Go v2](#)
- [AWS SDK for Java V2](#)
- [AWS SDK for JavaScript V3](#)
- [AWS SDK for PHP V3](#)
- [AWS SDK for Python](#)
- [AWS SDK for Ruby V3](#)

CheckDomainTransferability

Service: Amazon Route 53 domain registration

Checks whether a domain name can be transferred to Amazon Route 53.

Request Syntax

```
{
  "AuthCode": "string",
  "DomainName": "string"
}
```

Request Parameters

For information about the parameters that are common to all actions, see [Common Parameters](#).

The request accepts the following data in JSON format.

AuthCode

If the registrar for the top-level domain (TLD) requires an authorization code to transfer the domain, the code that you got from the current registrar for the domain.

Type: String

Length Constraints: Maximum length of 1024.

Required: No

DomainName

The name of the domain that you want to transfer to Route 53. The top-level domain (TLD), such as .com, must be a TLD that Route 53 supports. For a list of supported TLDs, see [Domains that You Can Register with Amazon Route 53](#) in the *Amazon Route 53 Developer Guide*.

The domain name can contain only the following characters:

- Letters a through z. Domain names are not case sensitive.
- Numbers 0 through 9.
- Hyphen (-). You can't specify a hyphen at the beginning or end of a label.
- Period (.) to separate the labels in the name, such as the . in example.com.

Type: String

Length Constraints: Maximum length of 255.

Required: Yes

Response Syntax

```
{
  "Message": "string",
  "Transferability": {
    "Transferable": "string"
  }
}
```

Response Elements

If the action is successful, the service sends back an HTTP 200 response.

The following data is returned in JSON format by the service.

Message

Provides an explanation for when a domain can't be transferred.

Type: String

Transferability

A complex type that contains information about whether the specified domain can be transferred to Route 53.

Type: [DomainTransferability](#) object

Errors

For information about the errors that are common to all actions, see [Common Errors](#).

InvalidInput

The requested item is not acceptable. For example, for APIs that accept a domain name, the request might specify a domain name that doesn't belong to the account that submitted the

request. For `AcceptDomainTransferFromAnotherAwsAccount`, the password might be invalid.

HTTP Status Code: 400

UnsupportedTLD

Amazon Route 53 does not support this top-level domain (TLD).

HTTP Status Code: 400

Examples

CheckDomainTransferability Example

This example illustrates one usage of `CheckDomainTransferability`.

Sample Request

```
POST / HTTP/1.1
host:route53domains.us-east-1.amazonaws.com
x-amz-date:20140711T205225Z
authorization:AWS4-HMAC-SHA256
    Credential=AKIAIOSFODNN7EXAMPLE/20140711/us-east-1/route53domains/
aws4_request,
    SignedHeaders=content-length;content-type;host;user-agent;x-amz-date;x-
amz-target,
    Signature=[calculated-signature]
x-amz-target:Route53Domains_v20140515.CheckDomainTransferability
user-agent:aws-sdk-java/1.8.3 Linux/2.6.18-164.el5PAE Java_HotSpot
(TM )_Server_VM/24.60-b09/1.7.0_60
content-type:application/x-amz-json-1.1
content-length:[number of characters in the JSON string]
connections:Keep-Alive
{
  "DomainName": "example.com",
  "AuthCode": "T92XJ38"
}
```

Sample Response

```
HTTP/1.1 200
```

```
Content-Length:[number of characters in the JSON string]
{
  "Transferability":
    {"Transferable":"TRANSFERABLE"}
}
```

See Also

For more information about using this API in one of the language-specific AWS SDKs, see the following:

- [AWS Command Line Interface](#)
- [AWS SDK for .NET](#)
- [AWS SDK for C++](#)
- [AWS SDK for Go v2](#)
- [AWS SDK for Java V2](#)
- [AWS SDK for JavaScript V3](#)
- [AWS SDK for PHP V3](#)
- [AWS SDK for Python](#)
- [AWS SDK for Ruby V3](#)

DeleteDomain

Service: Amazon Route 53 domain registration

This operation deletes the specified domain. This action is permanent. For more information, see [Deleting a domain name registration](#).

To transfer the domain registration to another registrar, use the transfer process that's provided by the registrar to which you want to transfer the registration. Otherwise, the following apply:

1. You can't get a refund for the cost of a deleted domain registration.
2. The registry for the top-level domain might hold the domain name for a brief time before releasing it for other users to register (varies by registry).
3. When the registration has been deleted, we'll send you a confirmation to the registrant contact. The email will come from `noreply@domainnameverification.net` or `noreply@registrar.amazon.com`.

Request Syntax

```
{  
  "DomainName": "string"  
}
```

Request Parameters

For information about the parameters that are common to all actions, see [Common Parameters](#).

The request accepts the following data in JSON format.

DomainName

Name of the domain to be deleted.

Type: String

Length Constraints: Maximum length of 255.

Required: Yes

Response Syntax

```
{  
  "OperationId": "string"  
}
```

Response Elements

If the action is successful, the service sends back an HTTP 200 response.

The following data is returned in JSON format by the service.

OperationId

Identifier for tracking the progress of the request. To query the operation status, use [GetOperationDetail](#).

Type: String

Length Constraints: Maximum length of 255.

Errors

For information about the errors that are common to all actions, see [Common Errors](#).

DuplicateRequest

The request is already in progress for the domain.

HTTP Status Code: 400

InvalidInput

The requested item is not acceptable. For example, for APIs that accept a domain name, the request might specify a domain name that doesn't belong to the account that submitted the request. For `AcceptDomainTransferFromAnotherAwsAccount`, the password might be invalid.

HTTP Status Code: 400

TLDRulesViolation

The top-level domain does not support this operation.

HTTP Status Code: 400

UnsupportedTLD

Amazon Route 53 does not support this top-level domain (TLD).

HTTP Status Code: 400

See Also

For more information about using this API in one of the language-specific AWS SDKs, see the following:

- [AWS Command Line Interface](#)
- [AWS SDK for .NET](#)
- [AWS SDK for C++](#)
- [AWS SDK for Go v2](#)
- [AWS SDK for Java V2](#)
- [AWS SDK for JavaScript V3](#)
- [AWS SDK for PHP V3](#)
- [AWS SDK for Python](#)
- [AWS SDK for Ruby V3](#)

DeleteTagsForDomain

Service: Amazon Route 53 domain registration

This operation deletes the specified tags for a domain.

All tag operations are eventually consistent; subsequent operations might not immediately represent all issued operations.

Request Syntax

```
{
  "DomainName": "string",
  "TagsToDelete": [ "string" ]
}
```

Request Parameters

For information about the parameters that are common to all actions, see [Common Parameters](#).

The request accepts the following data in JSON format.

DomainName

The domain for which you want to delete one or more tags.

Type: String

Length Constraints: Maximum length of 255.

Required: Yes

TagsToDelete

A list of tag keys to delete.

Type: Array of strings

Length Constraints: Minimum length of 1. Maximum length of 128.

Required: Yes

Response Elements

If the action is successful, the service sends back an HTTP 200 response with an empty HTTP body.

Errors

For information about the errors that are common to all actions, see [Common Errors](#).

InvalidInput

The requested item is not acceptable. For example, for APIs that accept a domain name, the request might specify a domain name that doesn't belong to the account that submitted the request. For `AcceptDomainTransferFromAnotherAwsAccount`, the password might be invalid.

HTTP Status Code: 400

OperationLimitExceeded

The number of operations or jobs running exceeded the allowed threshold for the account.

HTTP Status Code: 400

UnsupportedTLD

Amazon Route 53 does not support this top-level domain (TLD).

HTTP Status Code: 400

Examples

DeleteTagsForDomain Example

This example illustrates one usage of `DeleteTagsForDomain`.

Sample Request

```
POST / HTTP/1.1
host:route53domains.us-east-1.amazonaws.com
x-amz-date:20140711T205230Z
authorization:AWS4-HMAC-SHA256
    Credential=AKIAIOSFODNN7EXAMPLE/20140711/us-east-1/route53domains/
aws4_request,
    SignedHeaders=content-length;content-type;host;user-agent;x-amz-date;x-
amz-target,
    Signature=[calculated-signature]
x-amz-target:Route53Domains_v20140515.DeleteTagsForDomain
```

```
user-agent:aws-sdk-java/1.8.3 Linux/2.6.18-164.el5PAE Java_HotSpot
(TM )_Server_VM/24.60-b09/1.7.0_60
content-type:application/x-amz-json-1.1
content-length:[number of characters in the JSON string]
{
  "DomainName": "example.com",
  "TagsToDelete": [
    "foo",
    "foo2"
  ]
}
```

Sample Response

```
HTTP/1.1 200
Content-Length:[number of characters in the JSON string]
{}
```

See Also

For more information about using this API in one of the language-specific AWS SDKs, see the following:

- [AWS Command Line Interface](#)
- [AWS SDK for .NET](#)
- [AWS SDK for C++](#)
- [AWS SDK for Go v2](#)
- [AWS SDK for Java V2](#)
- [AWS SDK for JavaScript V3](#)
- [AWS SDK for PHP V3](#)
- [AWS SDK for Python](#)
- [AWS SDK for Ruby V3](#)

DisableDomainAutoRenew

Service: Amazon Route 53 domain registration

This operation disables automatic renewal of domain registration for the specified domain.

Request Syntax

```
{  
  "DomainName": "string"  
}
```

Request Parameters

For information about the parameters that are common to all actions, see [Common Parameters](#).

The request accepts the following data in JSON format.

DomainName

The name of the domain that you want to disable automatic renewal for.

Type: String

Length Constraints: Maximum length of 255.

Required: Yes

Response Elements

If the action is successful, the service sends back an HTTP 200 response with an empty HTTP body.

Errors

For information about the errors that are common to all actions, see [Common Errors](#).

InvalidInput

The requested item is not acceptable. For example, for APIs that accept a domain name, the request might specify a domain name that doesn't belong to the account that submitted the request. For `AcceptDomainTransferFromAnotherAwsAccount`, the password might be invalid.

HTTP Status Code: 400

UnsupportedTLD

Amazon Route 53 does not support this top-level domain (TLD).

HTTP Status Code: 400

Examples

DisableDomainAutoRenew Example

This example illustrates one usage of `DisableDomainAutoRenew`.

Sample Request

```
POST / HTTP/1.1
host:route53domains.us-east-1.amazonaws.com
x-amz-date:20140711T205230Z
authorization:AWS4-HMAC-SHA256
    Credential=AKIAIOSFODNN7EXAMPLE/20140711/us-east-1/route53domains/
aws4_request,
    SignedHeaders=content-length;content-type;host;user-agent;x-amz-date;x-
amz-target,
    Signature=[calculated-signature]
x-amz-target:Route53Domains_v20140515.DisableDomainAutoRenew
user-agent:aws-sdk-java/1.8.3 Linux/2.6.18-164.el5PAE Java_HotSpot
(TM )_Server_VM/24.60-b09/1.7.0_60
content-type:application/x-amz-json-1.1
content-length:[number of characters in the JSON string]
{
  "DomainName":"example.com"
}
```

Sample Response

```
HTTP/1.1 200
Content-Length:[number of characters in the JSON string]{}
```

See Also

For more information about using this API in one of the language-specific AWS SDKs, see the following:

- [AWS Command Line Interface](#)
- [AWS SDK for .NET](#)
- [AWS SDK for C++](#)
- [AWS SDK for Go v2](#)
- [AWS SDK for Java V2](#)
- [AWS SDK for JavaScript V3](#)
- [AWS SDK for PHP V3](#)
- [AWS SDK for Python](#)
- [AWS SDK for Ruby V3](#)

DisableDomainTransferLock

Service: Amazon Route 53 domain registration

This operation removes the transfer lock on the domain (specifically the `clientTransferProhibited` status) to allow domain transfers. We recommend you refrain from performing this action unless you intend to transfer the domain to a different registrar. Successful submission returns an operation ID that you can use to track the progress and completion of the action. If the request is not completed successfully, the domain registrant will be notified by email.

Request Syntax

```
{  
  "DomainName": "string"  
}
```

Request Parameters

For information about the parameters that are common to all actions, see [Common Parameters](#).

The request accepts the following data in JSON format.

DomainName

The name of the domain that you want to remove the transfer lock for.

Type: String

Length Constraints: Maximum length of 255.

Required: Yes

Response Syntax

```
{  
  "OperationId": "string"  
}
```

Response Elements

If the action is successful, the service sends back an HTTP 200 response.

The following data is returned in JSON format by the service.

OperationId

Identifier for tracking the progress of the request. To query the operation status, use [GetOperationDetail](#).

Type: String

Length Constraints: Maximum length of 255.

Errors

For information about the errors that are common to all actions, see [Common Errors](#).

DuplicateRequest

The request is already in progress for the domain.

HTTP Status Code: 400

InvalidInput

The requested item is not acceptable. For example, for APIs that accept a domain name, the request might specify a domain name that doesn't belong to the account that submitted the request. For `AcceptDomainTransferFromAnotherAwsAccount`, the password might be invalid.

HTTP Status Code: 400

OperationLimitExceeded

The number of operations or jobs running exceeded the allowed threshold for the account.

HTTP Status Code: 400

TLDRulesViolation

The top-level domain does not support this operation.

HTTP Status Code: 400

UnsupportedTLD

Amazon Route 53 does not support this top-level domain (TLD).

HTTP Status Code: 400

Examples

DisableDomainTransferLock Example

This example illustrates one usage of `DisableDomainTransferLock`.

Sample Request

```
POST / HTTP/1.1
host:route53domains.us-east-1.amazonaws.com
x-amz-date:20140711T205230Z
authorization:AWS4-HMAC-SHA256
                Credential=AKIAIOSFODNN7EXAMPLE/20140711/us-east-1/route53domains/
aws4_request,
                SignedHeaders=content-length;content-type;host;user-agent;x-amz-date;x-
amz-target,
                Signature=[calculated-signature]
x-amz-target:Route53Domains_v20140515.DisableDomainTransferLock
user-agent:aws-sdk-java/1.8.3 Linux/2.6.18-164.el5PAE Java_HotSpot
(TM )_Server_VM/24.60-b09/1.7.0_60
content-type:application/x-amz-json-1.1
content-length:[number of characters in the JSON string]
{
  "DomainName":"example.com"
}
```

Sample Response

```
HTTP/1.1 200
Content-Length:[number of characters in the JSON string]
{
  "OperationId":"0b370c79-faa4-40fe-94c8-b423069de3f6"
}
```

See Also

For more information about using this API in one of the language-specific AWS SDKs, see the following:

- [AWS Command Line Interface](#)

- [AWS SDK for .NET](#)
- [AWS SDK for C++](#)
- [AWS SDK for Go v2](#)
- [AWS SDK for Java V2](#)
- [AWS SDK for JavaScript V3](#)
- [AWS SDK for PHP V3](#)
- [AWS SDK for Python](#)
- [AWS SDK for Ruby V3](#)

DisassociateDelegationSignerFromDomain

Service: Amazon Route 53 domain registration

Deletes a delegation signer (DS) record in the registry zone for this domain name.

Request Syntax

```
{
  "DomainName": "string",
  "Id": "string"
}
```

Request Parameters

For information about the parameters that are common to all actions, see [Common Parameters](#).

The request accepts the following data in JSON format.

DomainName

Name of the domain.

Type: String

Length Constraints: Maximum length of 255.

Required: Yes

Id

An internal identification number assigned to each DS record after it's created. You can retrieve it as part of DNSSEC information returned by [GetDomainDetail](#).

Type: String

Required: Yes

Response Syntax

```
{
  "OperationId": "string"
}
```


Response Elements

If the action is successful, the service sends back an HTTP 200 response.

The following data is returned in JSON format by the service.

OperationId

Identifier for tracking the progress of the request. To query the operation status, use [GetOperationDetail](#).

Type: String

Length Constraints: Maximum length of 255.

Errors

For information about the errors that are common to all actions, see [Common Errors](#).

DuplicateRequest

The request is already in progress for the domain.

HTTP Status Code: 400

InvalidInput

The requested item is not acceptable. For example, for APIs that accept a domain name, the request might specify a domain name that doesn't belong to the account that submitted the request. For `AcceptDomainTransferFromAnotherAwsAccount`, the password might be invalid.

HTTP Status Code: 400

OperationLimitExceeded

The number of operations or jobs running exceeded the allowed threshold for the account.

HTTP Status Code: 400

TLDRulesViolation

The top-level domain does not support this operation.

HTTP Status Code: 400

UnsupportedTLD

Amazon Route 53 does not support this top-level domain (TLD).

HTTP Status Code: 400

See Also

For more information about using this API in one of the language-specific AWS SDKs, see the following:

- [AWS Command Line Interface](#)
- [AWS SDK for .NET](#)
- [AWS SDK for C++](#)
- [AWS SDK for Go v2](#)
- [AWS SDK for Java V2](#)
- [AWS SDK for JavaScript V3](#)
- [AWS SDK for PHP V3](#)
- [AWS SDK for Python](#)
- [AWS SDK for Ruby V3](#)

EnableDomainAutoRenew

Service: Amazon Route 53 domain registration

This operation configures Amazon Route 53 to automatically renew the specified domain before the domain registration expires. The cost of renewing your domain registration is billed to your AWS account.

The period during which you can renew a domain name varies by TLD. For a list of TLDs and their renewal policies, see [Domains That You Can Register with Amazon Route 53](#) in the *Amazon Route 53 Developer Guide*. Route 53 requires that you renew before the end of the renewal period so we can complete processing before the deadline.

Request Syntax

```
{  
  "DomainName": "string"  
}
```

Request Parameters

For information about the parameters that are common to all actions, see [Common Parameters](#).

The request accepts the following data in JSON format.

[DomainName](#)

The name of the domain that you want to enable automatic renewal for.

Type: String

Length Constraints: Maximum length of 255.

Required: Yes

Response Elements

If the action is successful, the service sends back an HTTP 200 response with an empty HTTP body.

Errors

For information about the errors that are common to all actions, see [Common Errors](#).

InvalidInput

The requested item is not acceptable. For example, for APIs that accept a domain name, the request might specify a domain name that doesn't belong to the account that submitted the request. For `AcceptDomainTransferFromAnotherAwsAccount`, the password might be invalid.

HTTP Status Code: 400

TLDRulesViolation

The top-level domain does not support this operation.

HTTP Status Code: 400

UnsupportedTLD

Amazon Route 53 does not support this top-level domain (TLD).

HTTP Status Code: 400

Examples

EnableDomainAutoRenew Example

This example illustrates one usage of `EnableDomainAutoRenew`.

Sample Request

```
POST / HTTP/1.1
host:route53domains.us-east-1.amazonaws.com
x-amz-date:20140711T205230Z
authorization:AWS4-HMAC-SHA256
    Credential=AKIAIOSFODNN7EXAMPLE/20140711/us-east-1/route53domains/
aws4_request,
    SignedHeaders=content-length;content-type;host;user-agent;x-amz-date;x-
amz-target,
    Signature=[calculated-signature]
x-amz-target:Route53Domains_v20140515.EnableDomainAutoRenew
user-agent:aws-sdk-java/1.8.3 Linux/2.6.18-164.el5PAE Java_HotSpot
(TM )_Server_VM/24.60-b09/1.7.0_60
content-type:application/x-amz-json-1.1
content-length:[number of characters in the JSON string]
```

```
{
  "DomainName": "example.com"
}
```

Sample Response

```
HTTP/1.1 200
Content-Length:[number of characters in the JSON string]{}
```

See Also

For more information about using this API in one of the language-specific AWS SDKs, see the following:

- [AWS Command Line Interface](#)
- [AWS SDK for .NET](#)
- [AWS SDK for C++](#)
- [AWS SDK for Go v2](#)
- [AWS SDK for Java V2](#)
- [AWS SDK for JavaScript V3](#)
- [AWS SDK for PHP V3](#)
- [AWS SDK for Python](#)
- [AWS SDK for Ruby V3](#)

EnableDomainTransferLock

Service: Amazon Route 53 domain registration

This operation sets the transfer lock on the domain (specifically the `clientTransferProhibited` status) to prevent domain transfers. Successful submission returns an operation ID that you can use to track the progress and completion of the action. If the request is not completed successfully, the domain registrant will be notified by email.

Request Syntax

```
{  
  "DomainName": "string"  
}
```

Request Parameters

For information about the parameters that are common to all actions, see [Common Parameters](#).

The request accepts the following data in JSON format.

DomainName

The name of the domain that you want to set the transfer lock for.

Type: String

Length Constraints: Maximum length of 255.

Required: Yes

Response Syntax

```
{  
  "OperationId": "string"  
}
```

Response Elements

If the action is successful, the service sends back an HTTP 200 response.

The following data is returned in JSON format by the service.

OperationId

Identifier for tracking the progress of the request. To use this ID to query the operation status, use `GetOperationDetail`.

Type: String

Length Constraints: Maximum length of 255.

Errors

For information about the errors that are common to all actions, see [Common Errors](#).

DuplicateRequest

The request is already in progress for the domain.

HTTP Status Code: 400

InvalidInput

The requested item is not acceptable. For example, for APIs that accept a domain name, the request might specify a domain name that doesn't belong to the account that submitted the request. For `AcceptDomainTransferFromAnotherAwsAccount`, the password might be invalid.

HTTP Status Code: 400

OperationLimitExceeded

The number of operations or jobs running exceeded the allowed threshold for the account.

HTTP Status Code: 400

TLDRulesViolation

The top-level domain does not support this operation.

HTTP Status Code: 400

UnsupportedTLD

Amazon Route 53 does not support this top-level domain (TLD).

HTTP Status Code: 400

Examples

EnableDomainTransferLock Example

This example illustrates one usage of EnableDomainTransferLock.

Sample Request

```
POST / HTTP/1.1
host:route53domains.us-east-1.amazonaws.com
x-amz-date:20140711T205230Z
authorization:AWS4-HMAC-SHA256
    Credential=AKIAIOSFODNN7EXAMPLE/20140711/us-east-1/route53domains/
aws4_request,
    SignedHeaders=content-length;content-type;host;user-agent;x-amz-date;x-
amz-target,
    Signature=[calculated-signature]
x-amz-target:Route53Domains_v20140515.EnableDomainTransferLock
user-agent:aws-sdk-java/1.8.3 Linux/2.6.18-164.el5PAE Java_HotSpot
(TM )_Server_VM/24.60-b09/1.7.0_60
content-type:application/x-amz-json-1.1
content-length:[number of characters in the JSON string]
{
  "DomainName":"example.com"
}
```

Sample Response

```
HTTP/1.1 200
Content-Length:[number of characters in the JSON string]
{
  "OperationId":"0b370c79-faa4-40fe-94c8-b423069de3f6"
}
```

See Also

For more information about using this API in one of the language-specific AWS SDKs, see the following:

- [AWS Command Line Interface](#)
- [AWS SDK for .NET](#)

- [AWS SDK for C++](#)
- [AWS SDK for Go v2](#)
- [AWS SDK for Java V2](#)
- [AWS SDK for JavaScript V3](#)
- [AWS SDK for PHP V3](#)
- [AWS SDK for Python](#)
- [AWS SDK for Ruby V3](#)

GetContactReachabilityStatus

Service: Amazon Route 53 domain registration

For operations that require confirmation that the email address for the registrant contact is valid, such as registering a new domain, this operation returns information about whether the registrant contact has responded.

If you want us to resend the email, use the `ResendContactReachabilityEmail` operation.

Request Syntax

```
{  
  "domainName": "string"  
}
```

Request Parameters

For information about the parameters that are common to all actions, see [Common Parameters](#).

The request accepts the following data in JSON format.

domainName

The name of the domain for which you want to know whether the registrant contact has confirmed that the email address is valid.

Type: String

Length Constraints: Maximum length of 255.

Required: No

Response Syntax

```
{  
  "domainName": "string",  
  "status": "string"  
}
```

Response Elements

If the action is successful, the service sends back an HTTP 200 response.

The following data is returned in JSON format by the service.

domainName

The domain name for which you requested the reachability status.

Type: String

Length Constraints: Maximum length of 255.

status

Whether the registrant contact has responded. Values include the following:

PENDING

We sent the confirmation email and haven't received a response yet.

DONE

We sent the email and got confirmation from the registrant contact.

EXPIRED

The time limit expired before the registrant contact responded.

Type: String

Valid Values: PENDING | DONE | EXPIRED

Errors

For information about the errors that are common to all actions, see [Common Errors](#).

InvalidInput

The requested item is not acceptable. For example, for APIs that accept a domain name, the request might specify a domain name that doesn't belong to the account that submitted the request. For `AcceptDomainTransferFromAnotherAwsAccount`, the password might be invalid.

HTTP Status Code: 400

OperationLimitExceeded

The number of operations or jobs running exceeded the allowed threshold for the account.

HTTP Status Code: 400

UnsupportedTLD

Amazon Route 53 does not support this top-level domain (TLD).

HTTP Status Code: 400

Examples

GetContactReachabilityStatus Example

This example illustrates one usage of GetContactReachabilityStatus.

Sample Request

```
POST / HTTP/1.1
host:route53domains.us-east-1.amazonaws.com
x-amz-date:20140711T205225Z
authorization:AWS4-HMAC-SHA256
    Credential=AKIAIOSFODNN7EXAMPLE/20140711/us-east-1/route53domains/
aws4_request,
    SignedHeaders=content-length;content-type;host;user-agent;x-amz-date;x-
amz-target,
    Signature=[calculated-signature]
x-amz-target:Route53Domains_v20140515.GetContactReachabilityStatus
user-agent:aws-sdk-java/1.8.3 Linux/2.6.18-164.el5PAE Java_HotSpot
(TM )_Server_VM/24.60-b09/1.7.0_60
content-type:application/x-amz-json-1.1
content-length:[number of characters in the JSON string]
connections:Keep-Alive
{
  "domainName":"example.com"
}
```

Sample Response

```
HTTP/1.1 200
```

```
Content-Length:[number of characters in the JSON string]
{
  "domainName":"example.com",
  "status":"PENDING"
}
```

See Also

For more information about using this API in one of the language-specific AWS SDKs, see the following:

- [AWS Command Line Interface](#)
- [AWS SDK for .NET](#)
- [AWS SDK for C++](#)
- [AWS SDK for Go v2](#)
- [AWS SDK for Java V2](#)
- [AWS SDK for JavaScript V3](#)
- [AWS SDK for PHP V3](#)
- [AWS SDK for Python](#)
- [AWS SDK for Ruby V3](#)

GetDomainDetail

Service: Amazon Route 53 domain registration

This operation returns detailed information about a specified domain that is associated with the current AWS account. Contact information for the domain is also returned as part of the output.

Request Syntax

```
{
  "DomainName": "string"
}
```

Request Parameters

For information about the parameters that are common to all actions, see [Common Parameters](#).

The request accepts the following data in JSON format.

DomainName

The name of the domain that you want to get detailed information about.

Type: String

Length Constraints: Maximum length of 255.

Required: Yes

Response Syntax

```
{
  "AbuseContactEmail": "string",
  "AbuseContactPhone": "string",
  "AdminContact": {
    "AddressLine1": "string",
    "AddressLine2": "string",
    "City": "string",
    "ContactType": "string",
    "CountryCode": "string",
    "Email": "string",
    "ExtraParams": [
      {
```

```
        "Name": "string",
        "Value": "string"
    }
],
"Fax": "string",
"FirstName": "string",
"LastName": "string",
"OrganizationName": "string",
"PhoneNumber": "string",
"State": "string",
"ZipCode": "string"
},
"AdminPrivacy": boolean,
"AutoRenew": boolean,
"BillingContact": {
    "AddressLine1": "string",
    "AddressLine2": "string",
    "City": "string",
    "ContactType": "string",
    "CountryCode": "string",
    "Email": "string",
    "ExtraParams": [
        {
            "Name": "string",
            "Value": "string"
        }
    ],
    "Fax": "string",
    "FirstName": "string",
    "LastName": "string",
    "OrganizationName": "string",
    "PhoneNumber": "string",
    "State": "string",
    "ZipCode": "string"
},
"BillingPrivacy": boolean,
"CreationDate": number,
"DnsSec": "string",
"DnssecKeys": [
    {
        "Algorithm": number,
        "Digest": "string",
        "DigestType": number,
        "Flags": number,
```

```
    "Id": "string",
    "KeyTag": number,
    "PublicKey": "string"
  }
],
"DomainName": "string",
"ExpirationDate": number,
"Nameservers": [
  {
    "GlueIps": [ "string" ],
    "Name": "string"
  }
],
"RegistrantContact": {
  "AddressLine1": "string",
  "AddressLine2": "string",
  "City": "string",
  "ContactType": "string",
  "CountryCode": "string",
  "Email": "string",
  "ExtraParams": [
    {
      "Name": "string",
      "Value": "string"
    }
  ],
  "Fax": "string",
  "FirstName": "string",
  "LastName": "string",
  "OrganizationName": "string",
  "PhoneNumber": "string",
  "State": "string",
  "ZipCode": "string"
},
"RegistrantPrivacy": boolean,
"RegistrarName": "string",
"RegistrarUrl": "string",
"RegistryDomainId": "string",
"Reseller": "string",
"StatusList": [ "string" ],
"TechContact": {
  "AddressLine1": "string",
  "AddressLine2": "string",
  "City": "string",
```



```
"ContactType": "string",
"CountryCode": "string",
"Email": "string",
"ExtraParams": [
  {
    "Name": "string",
    "Value": "string"
  }
],
"Fax": "string",
"FirstName": "string",
"LastName": "string",
"OrganizationName": "string",
"PhoneNumber": "string",
"State": "string",
"ZipCode": "string"
},
"TechPrivacy": boolean,
"UpdatedDate": number,
"WhoIsServer": "string"
}
```

Response Elements

If the action is successful, the service sends back an HTTP 200 response.

The following data is returned in JSON format by the service.

AbuseContactEmail

Email address to contact to report incorrect contact information for a domain, to report that the domain is being used to send spam, to report that someone is cybersquatting on a domain name, or report some other type of abuse.

Type: String

Length Constraints: Maximum length of 254.

AbuseContactPhone

Phone number for reporting abuse.

Type: String

Length Constraints: Maximum length of 30.

AdminContact

Provides details about the domain administrative contact.

Type: [ContactDetail](#) object

AdminPrivacy

Specifies whether contact information is concealed from WHOIS queries. If the value is `true`, WHOIS ("who is") queries return contact information either for Amazon Registrar or for our registrar associate, Gandi. If the value is `false`, WHOIS queries return the information that you entered for the admin contact.

Type: Boolean

AutoRenew

Specifies whether the domain registration is set to renew automatically.

Type: Boolean

BillingContact

Provides details about the domain billing contact.

Type: [ContactDetail](#) object

BillingPrivacy

Specifies whether contact information is concealed from WHOIS queries. If the value is `true`, WHOIS ("who is") queries return contact information either for Amazon Registrar or for our registrar associate, Gandi. If the value is `false`, WHOIS queries return the information that you entered for the billing contact.

Type: Boolean

CreationDate

The date when the domain was created as found in the response to a WHOIS query. The date and time is in Unix time format and Coordinated Universal time (UTC).

Type: Timestamp

DnsSec

Deprecated.

Type: String

DnssecKeys

A complex type that contains information about the DNSSEC configuration.

Type: Array of [DnssecKey](#) objects

DomainName

The name of a domain.

Type: String

Length Constraints: Maximum length of 255.

ExpirationDate

The date when the registration for the domain is set to expire. The date and time is in Unix time format and Coordinated Universal time (UTC).

Type: Timestamp

Nameservers

The name servers of the domain.

Type: Array of [Nameserver](#) objects

RegistrantContact

Provides details about the domain registrant.

Type: [ContactDetail](#) object

RegistrantPrivacy

Specifies whether contact information is concealed from WHOIS queries. If the value is `true`, WHOIS ("who is") queries return contact information either for Amazon Registrar or for our registrar associate, Gandi. If the value is `false`, WHOIS queries return the information that you entered for the registrant contact (domain owner).

Type: Boolean

RegistrarName

Name of the registrar of the domain as identified in the registry.

Type: String

RegistrarUrl

Web address of the registrar.

Type: String

RegistryDomainId

Reserved for future use.

Type: String

Reseller

Reseller of the domain. Domains registered or transferred using Route 53 domains will have "Amazon" as the reseller.

Type: String

StatusList

An array of domain name status codes, also known as Extensible Provisioning Protocol (EPP) status codes.

ICANN, the organization that maintains a central database of domain names, has developed a set of domain name status codes that tell you the status of a variety of operations on a domain name, for example, registering a domain name, transferring a domain name to another registrar, renewing the registration for a domain name, and so on. All registrars use this same set of status codes.

For a current list of domain name status codes and an explanation of what each code means, go to the [ICANN website](#) and search for `epp status codes`. (Search on the ICANN website; web searches sometimes return an old version of the document.)

Type: Array of strings

TechContact

Provides details about the domain technical contact.

Type: [ContactDetail](#) object

TechPrivacy

Specifies whether contact information is concealed from WHOIS queries. If the value is `true`, WHOIS ("who is") queries return contact information either for Amazon Registrar or for our

registrar associate, Gandi. If the value is `false`, WHOIS queries return the information that you entered for the technical contact.

Type: Boolean

UpdatedDate

The last updated date of the domain as found in the response to a WHOIS query. The date and time is in Unix time format and Coordinated Universal time (UTC).

Type: Timestamp

WholsServer

The fully qualified name of the WHOIS server that can answer the WHOIS query for the domain.

Type: String

Errors

For information about the errors that are common to all actions, see [Common Errors](#).

InvalidInput

The requested item is not acceptable. For example, for APIs that accept a domain name, the request might specify a domain name that doesn't belong to the account that submitted the request. For `AcceptDomainTransferFromAnotherAwsAccount`, the password might be invalid.

HTTP Status Code: 400

UnsupportedTLD

Amazon Route 53 does not support this top-level domain (TLD).

HTTP Status Code: 400

Examples

GetDomainDetail Example

This example illustrates one usage of `GetDomainDetail`.

Sample Request

```
POST / HTTP/1.1
host:route53domains.us-east-1.amazonaws.com
x-amz-date:20140711T205230Z
authorization:AWS4-HMAC-SHA256
    Credential=AKIAIOSFODNN7EXAMPLE/20140711/us-east-1/route53domains/
aws4_request,
    SignedHeaders=content-length;content-type;host;user-agent;x-amz-date;x-
amz-target,
    Signature=[calculated-signature]
x-amz-target:Route53Domains_v20140515.GetDomainDetail
user-agent:aws-sdk-java/1.8.3 Linux/2.6.18-164.el5PAE Java_HotSpot
(TM )_Server_VM/24.60-b09/1.7.0_60
content-type:application/x-amz-json-1.1
content-length:[number of characters in the JSON string]
{
  "DomainName":"example.com"
}
```

Sample Response

```
HTTP/1.1 200
Content-Length:[number of characters in the JSON string]
{
  "AbuseContactEmail":"abuse@support.gandi.net",
  "AbuseContactPhone":"+33.170377661",
  "AdminContact":{
    "AddressLine1":"1 Any Street",
    "AddressLine2":"",
    "City":"Anytown",
    "CountryCode":"US",
    "Email":"john@example.com",
    "ExtraParams":[
    ],
    "FirstName":"John",
    "LastName":"Doe",
    "PhoneNumber":"+2065550100",
    "State":"WA",
    "ZipCode":"98101"
  },
  "AdminPrivacy":true,
  "AutoRenew":true,
```

```
"CreationDate":1400010459,
"DomainName":"example.com",
"ExpirationDate":1431539259,
"Nameservers":[
  {
    "GlueIps":[
      ],
    "Name":"ns-2048.awsdns-64.com"
  },
  {
    "GlueIps":[
      ],
    "Name":"ns-2051.awsdns-67.co.uk"
  },
  {
    "GlueIps":[
      ],
    "Name":"ns-2050.awsdns-66.org"
  },
  {
    "GlueIps":[
      ],
    "Name":"ns-2049.awsdns-65.net"
  }
],
"RegistrantContact":{
  "AddressLine1":"1 Any Street",
  "AddressLine2":"",
  "City":"Anytown",
  "CountryCode":"US",
  "Email":"john@example.com",
  "ExtraParams":[
  ],
  "FirstName":"John",
  "LastName":"Doe",
  "PhoneNumber":"+2065550100",
  "State":"WA",
  "ZipCode":"98101"
},
"RegistrantPrivacy":true,
"RegistrarName":"GANDI SAS",
"RegistrarUrl":"http://www.gandi.net",
"Reseller":"Amazon",
"StatusList":[
```

```
"clientTransferProhibited"
],
"TechContact":{
  "AddressLine1":"1 Any Street",
  "AddressLine2":"",
  "City":"Anytown",
  "CountryCode":"US",
  "Email":"john@example.com",
  "ExtraParams":[
  ],
  "FirstName":"John",
  "LastName":"Doe",
  "PhoneNumber":"+2065550100",
  "State":"WA",
  "ZipCode":"98101"
},
"TechPrivacy":true,
"UpdatedDate":1400010459,
"WhoIsServer":"whois.gandi.net"
}
```

See Also

For more information about using this API in one of the language-specific AWS SDKs, see the following:

- [AWS Command Line Interface](#)
- [AWS SDK for .NET](#)
- [AWS SDK for C++](#)
- [AWS SDK for Go v2](#)
- [AWS SDK for Java V2](#)
- [AWS SDK for JavaScript V3](#)
- [AWS SDK for PHP V3](#)
- [AWS SDK for Python](#)
- [AWS SDK for Ruby V3](#)

GetDomainSuggestions

Service: Amazon Route 53 domain registration

The GetDomainSuggestions operation returns a list of suggested domain names.

Request Syntax

```
{
  "DomainName": "string",
  "OnlyAvailable": boolean,
  "SuggestionCount": number
}
```

Request Parameters

For information about the parameters that are common to all actions, see [Common Parameters](#).

The request accepts the following data in JSON format.

DomainName

A domain name that you want to use as the basis for a list of possible domain names. The top-level domain (TLD), such as .com, must be a TLD that Route 53 supports. For a list of supported TLDs, see [Domains that You Can Register with Amazon Route 53](#) in the *Amazon Route 53 Developer Guide*.

The domain name can contain only the following characters:

- Letters a through z. Domain names are not case sensitive.
- Numbers 0 through 9.
- Hyphen (-). You can't specify a hyphen at the beginning or end of a label.
- Period (.) to separate the labels in the name, such as the . in example.com.

Internationalized domain names are not supported for some top-level domains. To determine whether the TLD that you want to use supports internationalized domain names, see [Domains that You Can Register with Amazon Route 53](#).

Type: String

Length Constraints: Maximum length of 255.

Required: Yes

OnlyAvailable

If `OnlyAvailable` is `true`, Route 53 returns only domain names that are available. If `OnlyAvailable` is `false`, Route 53 returns domain names without checking whether they're available to be registered. To determine whether the domain is available, you can call `checkDomainAvailability` for each suggestion.

Type: Boolean

Required: Yes

SuggestionCount

The number of suggested domain names that you want Route 53 to return. Specify a value between 1 and 50.

Type: Integer

Required: Yes

Response Syntax

```
{
  "SuggestionsList": [
    {
      "Availability": "string",
      "DomainName": "string"
    }
  ]
}
```

Response Elements

If the action is successful, the service sends back an HTTP 200 response.

The following data is returned in JSON format by the service.

SuggestionsList

A list of possible domain names. If you specified `true` for `OnlyAvailable` in the request, the list contains only domains that are available for registration.

Type: Array of [DomainSuggestion](#) objects

Errors

For information about the errors that are common to all actions, see [Common Errors](#).

InvalidInput

The requested item is not acceptable. For example, for APIs that accept a domain name, the request might specify a domain name that doesn't belong to the account that submitted the request. For `AcceptDomainTransferFromAnotherAwsAccount`, the password might be invalid.

HTTP Status Code: 400

UnsupportedTLD

Amazon Route 53 does not support this top-level domain (TLD).

HTTP Status Code: 400

Examples

GetDomainSuggestions Example

This example illustrates one usage of `GetDomainSuggestions`.

Sample Request

```
POST / HTTP/1.1
host:route53domains.us-east-1.amazonaws.com
x-amz-date:20140711T205230Z
authorization:AWS4-HMAC-SHA256
    Credential=AKIAIOSFODNN7EXAMPLE/20140711/us-east-1/route53domains/
aws4_request,
    SignedHeaders=content-length;content-type;host;user-agent;x-amz-date;x-
amz-target,
    Signature=[calculated-signature]
x-amz-target:Route53Domains_v20140515.GetDomainSuggestions
user-agent:aws-sdk-java/1.8.3 Linux/2.6.18-164.el5PAE Java_HotSpot
(TM )_Server_VM/24.60-b09/1.7.0_60
```

```
content-type:application/x-amz-json-1.1
content-length:[number of characters in the JSON string]
{
  "DomainName": "example.com",
  "SuggestionCount": 8,
  "OnlyAvailable": false
}
```

Sample Response

```
HTTP/1.1 200
Content-Length:[number of characters in the JSON string]
{
  "SuggestionsList":[
    {"DomainName": "example.net"},
    {"DomainName": "example.org"},
    {"DomainName": "example.io"},
    {"DomainName": "example.com.au"},
    {"DomainName": "example.co.uk"},
    {"DomainName": "example.de"},
    {"DomainName": "example.co"},
    {"DomainName": "example.info"}
  ]
}
```

See Also

For more information about using this API in one of the language-specific AWS SDKs, see the following:

- [AWS Command Line Interface](#)
- [AWS SDK for .NET](#)
- [AWS SDK for C++](#)
- [AWS SDK for Go v2](#)
- [AWS SDK for Java V2](#)
- [AWS SDK for JavaScript V3](#)
- [AWS SDK for PHP V3](#)
- [AWS SDK for Python](#)
- [AWS SDK for Ruby V3](#)

GetOperationDetail

Service: Amazon Route 53 domain registration

This operation returns the current status of an operation that is not completed.

Request Syntax

```
{  
  "OperationId": "string"  
}
```

Request Parameters

For information about the parameters that are common to all actions, see [Common Parameters](#).

The request accepts the following data in JSON format.

OperationId

The identifier for the operation for which you want to get the status. Route 53 returned the identifier in the response to the original request.

Type: String

Length Constraints: Maximum length of 255.

Required: Yes

Response Syntax

```
{  
  "DomainName": "string",  
  "LastUpdatedDate": number,  
  "Message": "string",  
  "OperationId": "string",  
  "Status": "string",  
  "StatusFlag": "string",  
  "SubmittedDate": number,  
  "Type": "string"  
}
```

Response Elements

If the action is successful, the service sends back an HTTP 200 response.

The following data is returned in JSON format by the service.

DomainName

The name of a domain.

Type: String

Length Constraints: Maximum length of 255.

LastUpdatedDate

The date when the operation was last updated.

Type: Timestamp

Message

Detailed information on the status including possible errors.

Type: String

OperationId

The identifier for the operation.

Type: String

Length Constraints: Maximum length of 255.

Status

The current status of the requested operation in the system.

Type: String

Valid Values: SUBMITTED | IN_PROGRESS | ERROR | SUCCESSFUL | FAILED

StatusFlag

Lists any outstanding operations that require customer action. Valid values are:

- **PENDING_ACCEPTANCE**: The operation is waiting for acceptance from the account that is receiving the domain.
- **PENDING_CUSTOMER_ACTION**: The operation is waiting for customer action, for example, returning an email.
- **PENDING_AUTHORIZATION**: The operation is waiting for the form of authorization. For more information, see [ResendOperationAuthorization](#).
- **PENDING_PAYMENT_VERIFICATION**: The operation is waiting for the payment method to validate.
- **PENDING_SUPPORT_CASE**: The operation includes a support case and is waiting for its resolution.

Type: String

Valid Values: PENDING_ACCEPTANCE | PENDING_CUSTOMER_ACTION | PENDING_AUTHORIZATION | PENDING_PAYMENT_VERIFICATION | PENDING_SUPPORT_CASE

SubmittedDate

The date when the request was submitted.

Type: Timestamp

Type

The type of operation that was requested.

Type: String

Valid Values: REGISTER_DOMAIN | DELETE_DOMAIN | TRANSFER_IN_DOMAIN | UPDATE_DOMAIN_CONTACT | UPDATE_NAMESERVER | CHANGE_PRIVACY_PROTECTION | DOMAIN_LOCK | ENABLE_AUTORENEW | DISABLE_AUTORENEW | ADD_DNSSEC | REMOVE_DNSSEC | EXPIRE_DOMAIN | TRANSFER_OUT_DOMAIN | CHANGE_DOMAIN_OWNER | RENEW_DOMAIN | PUSH_DOMAIN | INTERNAL_TRANSFER_OUT_DOMAIN | INTERNAL_TRANSFER_IN_DOMAIN | RELEASE_TO_GANDI | TRANSFER_ON_RENEW

Errors

For information about the errors that are common to all actions, see [Common Errors](#).

InvalidInput

The requested item is not acceptable. For example, for APIs that accept a domain name, the request might specify a domain name that doesn't belong to the account that submitted the request. For `AcceptDomainTransferFromAnotherAwsAccount`, the password might be invalid.

HTTP Status Code: 400

Examples

GetOperationDetail Example

This example illustrates one usage of `GetOperationDetail`.

Sample Request

```
POST / HTTP/1.1
host:route53domains.us-east-1.amazonaws.com
x-amz-date:20140711T205230Z
authorization:AWS4-HMAC-SHA256
    Credential=AKIAIOSFODNN7EXAMPLE/20140711/us-east-1/route53domains/
aws4_request,
    SignedHeaders=content-length;content-type;host;user-agent;x-amz-date;x-
amz-target,
    Signature=[calculated-signature]
x-amz-target:Route53Domains_v20140515.GetOperationDetail
user-agent:aws-sdk-java/1.8.3 Linux/2.6.18-164.el5PAE Java_HotSpot
(TM )_Server_VM/24.60-b09/1.7.0_60
content-type:application/x-amz-json-1.1
content-length:[number of characters in the JSON string]
{
  "OperationId":"43884ce5-e30a-4801-858f-7aa86356c127"
}
```

Sample Response

```
HTTP/1.1 200
Content-Length:[number of characters in the JSON string]
{
  "DomainName":"happierdomain.ca",
  "OperationId":"43884ce5-e30a-4801-858f-7aa86356c127",
```

```
"Status": "WORKFLOW_IN_PROGRESS",  
"SubmittedDate" : 1402630939.057,  
"Type" : "REGISTER_DOMAIN"  
}
```

See Also

For more information about using this API in one of the language-specific AWS SDKs, see the following:

- [AWS Command Line Interface](#)
- [AWS SDK for .NET](#)
- [AWS SDK for C++](#)
- [AWS SDK for Go v2](#)
- [AWS SDK for Java V2](#)
- [AWS SDK for JavaScript V3](#)
- [AWS SDK for PHP V3](#)
- [AWS SDK for Python](#)
- [AWS SDK for Ruby V3](#)

ListDomains

Service: Amazon Route 53 domain registration

This operation returns all the domain names registered with Amazon Route 53 for the current AWS account if no filtering conditions are used.

Request Syntax

```
{
  "FilterConditions": [
    {
      "Name": "string",
      "Operator": "string",
      "Values": [ "string" ]
    }
  ],
  "Marker": "string",
  "MaxItems": number,
  "SortCondition": {
    "Name": "string",
    "SortOrder": "string"
  }
}
```

Request Parameters

For information about the parameters that are common to all actions, see [Common Parameters](#).

The request accepts the following data in JSON format.

FilterConditions

A complex type that contains information about the filters applied during the `ListDomains` request. The filter conditions can include domain name and domain expiration.

Type: Array of [FilterCondition](#) objects

Required: No

Marker

For an initial request for a list of domains, omit this element. If the number of domains that are associated with the current AWS account is greater than the value that you

specified for `MaxItems`, you can use `Marker` to return additional domains. Get the value of `NextPageMarker` from the previous response, and submit another request that includes the value of `NextPageMarker` in the `Marker` element.

Constraints: The marker must match the value specified in the previous request.

Type: String

Length Constraints: Maximum length of 4096.

Required: No

MaxItems

Number of domains to be returned.

Default: 20

Type: Integer

Valid Range: Maximum value of 100.

Required: No

SortCondition

A complex type that contains information about the requested ordering of domains in the returned list.

Type: [SortCondition](#) object

Required: No

Response Syntax

```
{
  "Domains": [
    {
      "AutoRenew": boolean,
      "DomainName": "string",
      "Expiry": number,
      "TransferLock": boolean
    }
  ],
}
```

```
"NextPageMarker": "string"  
}
```

Response Elements

If the action is successful, the service sends back an HTTP 200 response.

The following data is returned in JSON format by the service.

Domains

A list of domains.

Type: Array of [DomainSummary](#) objects

NextPageMarker

If there are more domains than you specified for `MaxItems` in the request, submit another request and include the value of `NextPageMarker` in the value of `Marker`.

Type: String

Length Constraints: Maximum length of 4096.

Errors

For information about the errors that are common to all actions, see [Common Errors](#).

InvalidInput

The requested item is not acceptable. For example, for APIs that accept a domain name, the request might specify a domain name that doesn't belong to the account that submitted the request. For `AcceptDomainTransferFromAnotherAwsAccount`, the password might be invalid.

HTTP Status Code: 400

Examples

ListDomains Example

This example illustrates one usage of `ListDomains`.

Sample Request

```

POST / HTTP/1.1
host:route53domains.us-east-1.amazonaws.com
x-amz-date:20140711T205230Z
authorization:AWS4-HMAC-SHA256
    Credential=AKIAIOSFODNN7EXAMPLE/20140711/us-east-1/route53domains/
aws4_request,
    SignedHeaders=content-length;content-type;host;user-agent;x-amz-date;x-
amz-target,
    Signature=[calculated-signature]
x-amz-target:Route53Domains_v20140515.ListDomains
user-agent:aws-sdk-java/1.8.3 Linux/2.6.18-164.el5PAE Java_HotSpot
(TM )_Server_VM/24.60-b09/1.7.0_60
content-type:application/x-amz-json-1.1
content-length:[number of characters in the JSON string]
{
  "Marker":"AxDAClaR0QAXasf29GHWAIKPLA=",
  "MaxItems":20
}

```

Sample Response

```

HTTP/1.1 200
Content-Length:[number of characters in the JSON string]
{
  "Domains":[
    {
      "AutoRenew":false,
      "DomainName":"example.com",
      "Expiry":1431203765,
      "TransferLock":false
    },
    {
      "AutoRenew":false,
      "DomainName":"example.net",
      "Expiry":1431539260,
      "TransferLock":false
    },
    {
      "AutoRenew":false,
      "DomainName":"example.org",
      "Expiry":1431240024,

```

```
    "TransferLock":false
  },
  {
    "AutoRenew":false,
    "DomainName":"example.test",
    "Expiry":1431539259,
    "TransferLock":false
  }
]
```

See Also

For more information about using this API in one of the language-specific AWS SDKs, see the following:

- [AWS Command Line Interface](#)
- [AWS SDK for .NET](#)
- [AWS SDK for C++](#)
- [AWS SDK for Go v2](#)
- [AWS SDK for Java V2](#)
- [AWS SDK for JavaScript V3](#)
- [AWS SDK for PHP V3](#)
- [AWS SDK for Python](#)
- [AWS SDK for Ruby V3](#)

ListOperations

Service: Amazon Route 53 domain registration

Returns information about all of the operations that return an operation ID and that have ever been performed on domains that were registered by the current account.

This command runs only in the us-east-1 Region.

Request Syntax

```
{
  "Marker": "string",
  "MaxItems": number,
  "SortBy": "string",
  "SortOrder": "string",
  "Status": [ "string" ],
  "SubmittedSince": number,
  "Type": [ "string" ]
}
```

Request Parameters

For information about the parameters that are common to all actions, see [Common Parameters](#).

The request accepts the following data in JSON format.

Marker

For an initial request for a list of operations, omit this element. If the number of operations that are not yet complete is greater than the value that you specified for `MaxItems`, you can use `Marker` to return additional operations. Get the value of `NextPageMarker` from the previous response, and submit another request that includes the value of `NextPageMarker` in the `Marker` element.

Type: String

Length Constraints: Maximum length of 4096.

Required: No

MaxItems

Number of domains to be returned.

Default: 20

Type: Integer

Valid Range: Maximum value of 100.

Required: No

SortBy

The sort type for returned values.

Type: String

Valid Values: SubmittedDate

Required: No

SortOrder

The sort order for returned values, either ascending or descending.

Type: String

Valid Values: ASC | DESC

Required: No

Status

The status of the operations.

Type: Array of strings

Array Members: Maximum number of 5 items.

Valid Values: SUBMITTED | IN_PROGRESS | ERROR | SUCCESSFUL | FAILED

Required: No

SubmittedSince

An optional parameter that lets you get information about all the operations that you submitted after a specified date and time. Specify the date and time in Unix time format and Coordinated Universal time (UTC).

Type: Timestamp

Required: No

Type

An arrays of the domains operation types.

Type: Array of strings

Array Members: Maximum number of 20 items.

Valid Values: REGISTER_DOMAIN | DELETE_DOMAIN | TRANSFER_IN_DOMAIN | UPDATE_DOMAIN_CONTACT | UPDATE_NAMESERVER | CHANGE_PRIVACY_PROTECTION | DOMAIN_LOCK | ENABLE_AUTORENEW | DISABLE_AUTORENEW | ADD_DNSSEC | REMOVE_DNSSEC | EXPIRE_DOMAIN | TRANSFER_OUT_DOMAIN | CHANGE_DOMAIN_OWNER | RENEW_DOMAIN | PUSH_DOMAIN | INTERNAL_TRANSFER_OUT_DOMAIN | INTERNAL_TRANSFER_IN_DOMAIN | RELEASE_TO_GANDI | TRANSFER_ON_RENEW

Required: No

Response Syntax

```
{
  "NextPageMarker": "string",
  "Operations": [
    {
      "DomainName": "string",
      "LastUpdatedDate": number,
      "Message": "string",
      "OperationId": "string",
      "Status": "string",
      "StatusFlag": "string",
      "SubmittedDate": number,
      "Type": "string"
    }
  ]
}
```

Response Elements

If the action is successful, the service sends back an HTTP 200 response.

The following data is returned in JSON format by the service.

NextPageMarker

If there are more operations than you specified for `MaxItems` in the request, submit another request and include the value of `NextPageMarker` in the value of `Marker`.

Type: String

Length Constraints: Maximum length of 4096.

Operations

Lists summaries of the operations.

Type: Array of [OperationSummary](#) objects

Errors

For information about the errors that are common to all actions, see [Common Errors](#).

InvalidInput

The requested item is not acceptable. For example, for APIs that accept a domain name, the request might specify a domain name that doesn't belong to the account that submitted the request. For `AcceptDomainTransferFromAnotherAwsAccount`, the password might be invalid.

HTTP Status Code: 400

Examples

ListOperations Example

This example illustrates one usage of `ListOperations`.

Sample Request

```
POST / HTTP/1.1
host:route53domains.us-east-1.amazonaws.com
x-amz-date:20140711T205230Z
authorization:AWS4-HMAC-SHA256
```

```

Credential=AKIAIOSFODNN7EXAMPLE/20140711/us-east-1/route53domains/
aws4_request,
SignedHeaders=content-length;content-type;host;user-agent;x-amz-date;x-
amz-target,
Signature=[calculated-signature]
x-amz-target:Route53Domains_v20140515.ListOperations
user-agent:aws-sdk-java/1.8.3 Linux/2.6.18-164.el5PAE Java_HotSpot
(TM )_Server_VM/24.60-b09/1.7.0_60
content-type:application/x-amz-json-1.1
content-length:[number of characters in the JSON string]
{
  "MaxItems" : 2
}

```

Sample Response

```

HTTP/1.1 200
Content-Length:[number of characters in the JSON string]
{
  "Operations":[
    {
      "OperationId":"4ced3d4a-e011-45ee-b94f-1e2d73477562",
      "Status":"WORKFLOW_IN_PROGRESS",
      "SubmittedDate":1403548979.088,
      "Type":"CHANGE_PRIVACY_PROTECTION"
    },
    {
      "OperationId":"2e3ac45b-89b3-47ea-a042-f56dcd1b6883",
      "Status":"WORKFLOW_IN_PROGRESS",
      "SubmittedDate":1403548986.429,
      "Type":"DOMAIN_LOCK"
    }
  ]
}

```

See Also

For more information about using this API in one of the language-specific AWS SDKs, see the following:

- [AWS Command Line Interface](#)
- [AWS SDK for .NET](#)

- [AWS SDK for C++](#)
- [AWS SDK for Go v2](#)
- [AWS SDK for Java V2](#)
- [AWS SDK for JavaScript V3](#)
- [AWS SDK for PHP V3](#)
- [AWS SDK for Python](#)
- [AWS SDK for Ruby V3](#)

ListPrices

Service: Amazon Route 53 domain registration

Lists the following prices for either all the TLDs supported by Route 53, or the specified TLD:

- Registration
- Transfer
- Owner change
- Domain renewal
- Domain restoration

Request Syntax

```
{
  "Marker": "string",
  "MaxItems": number,
  "Tld": "string"
}
```

Request Parameters

For information about the parameters that are common to all actions, see [Common Parameters](#).

The request accepts the following data in JSON format.

Marker

For an initial request for a list of prices, omit this element. If the number of prices that are not yet complete is greater than the value that you specified for `MaxItems`, you can use `Marker` to return additional prices. Get the value of `NextPageMarker` from the previous response, and submit another request that includes the value of `NextPageMarker` in the `Marker` element.

Used only for all TLDs. If you specify a TLD, don't specify a `Marker`.

Type: String

Length Constraints: Maximum length of 4096.

Required: No

MaxItems

Number of Prices to be returned.

Used only for all TLDs. If you specify a TLD, don't specify a MaxItems.

Type: Integer

Valid Range: Maximum value of 1000.

Required: No

Tld

The TLD for which you want to receive the pricing information. For example, .net.

If a Tld value is not provided, a list of prices for all TLDs supported by Route 53 is returned.

Type: String

Length Constraints: Minimum length of 2. Maximum length of 255.

Required: No

Response Syntax

```
{
  "NextPageMarker": "string",
  "Prices": [
    {
      "ChangeOwnershipPrice": {
        "Currency": "string",
        "Price": number
      },
      "Name": "string",
      "RegistrationPrice": {
        "Currency": "string",
        "Price": number
      },
      "RenewalPrice": {
        "Currency": "string",
        "Price": number
      },
      "RestorationPrice": {
```

```
    "Currency": "string",
    "Price": number
  },
  "TransferPrice": {
    "Currency": "string",
    "Price": number
  }
}
]
```

Response Elements

If the action is successful, the service sends back an HTTP 200 response.

The following data is returned in JSON format by the service.

NextPageMarker

If there are more prices than you specified for `MaxItems` in the request, submit another request and include the value of `NextPageMarker` in the value of `Marker`.

Used only for all TLDs. If you specify a TLD, don't specify a `NextPageMarker`.

Type: String

Length Constraints: Maximum length of 4096.

Prices

A complex type that includes all the pricing information. If you specify a TLD, this array contains only the pricing for that TLD.

Type: Array of [DomainPrice](#) objects

Errors

For information about the errors that are common to all actions, see [Common Errors](#).

InvalidInput

The requested item is not acceptable. For example, for APIs that accept a domain name, the request might specify a domain name that doesn't belong to the account that submitted the

request. For `AcceptDomainTransferFromAnotherAwsAccount`, the password might be invalid.

HTTP Status Code: 400

UnsupportedTLD

Amazon Route 53 does not support this top-level domain (TLD).

HTTP Status Code: 400

See Also

For more information about using this API in one of the language-specific AWS SDKs, see the following:

- [AWS Command Line Interface](#)
- [AWS SDK for .NET](#)
- [AWS SDK for C++](#)
- [AWS SDK for Go v2](#)
- [AWS SDK for Java V2](#)
- [AWS SDK for JavaScript V3](#)
- [AWS SDK for PHP V3](#)
- [AWS SDK for Python](#)
- [AWS SDK for Ruby V3](#)

ListTagsForDomain

Service: Amazon Route 53 domain registration

This operation returns all of the tags that are associated with the specified domain.

All tag operations are eventually consistent; subsequent operations might not immediately represent all issued operations.

Request Syntax

```
{
  "DomainName": "string"
}
```

Request Parameters

For information about the parameters that are common to all actions, see [Common Parameters](#).

The request accepts the following data in JSON format.

DomainName

The domain for which you want to get a list of tags.

Type: String

Length Constraints: Maximum length of 255.

Required: Yes

Response Syntax

```
{
  "TagList": [
    {
      "Key": "string",
      "Value": "string"
    }
  ]
}
```

Response Elements

If the action is successful, the service sends back an HTTP 200 response.

The following data is returned in JSON format by the service.

TagList

A list of the tags that are associated with the specified domain.

Type: Array of [Tag](#) objects

Errors

For information about the errors that are common to all actions, see [Common Errors](#).

InvalidInput

The requested item is not acceptable. For example, for APIs that accept a domain name, the request might specify a domain name that doesn't belong to the account that submitted the request. For `AcceptDomainTransferFromAnotherAwsAccount`, the password might be invalid.

HTTP Status Code: 400

OperationLimitExceeded

The number of operations or jobs running exceeded the allowed threshold for the account.

HTTP Status Code: 400

UnsupportedTLD

Amazon Route 53 does not support this top-level domain (TLD).

HTTP Status Code: 400

Examples

ListTagsForDomain Example

This example illustrates one usage of `ListTagsForDomain`.

Sample Request

```
POST / HTTP/1.1
host:route53domains.us-east-1.amazonaws.com
x-amz-date:20140711T205230Z
authorization:AWS4-HMAC-SHA256
    Credential=AKIAIOSFODNN7EXAMPLE/20140711/us-east-1/route53domains/
aws4_request,
    SignedHeaders=content-length;content-type;host;user-agent;x-amz-date;x-
amz-target,
    Signature=[calculated-signature]
x-amz-target:Route53Domains_v20140515.ListTagsForDomain
user-agent:aws-sdk-java/1.8.3 Linux/2.6.18-164.el5PAE Java_HotSpot
(TM )_Server_VM/24.60-b09/1.7.0_60
content-type:application/x-amz-json-1.1
content-length:[number of characters in the JSON string]
{
  "DomainName":"example.com"
}
```

Sample Response

```
HTTP/1.1 200
Content-Length:[number of characters in the JSON string]
{
  "tagList":[
    {
      "Key": "key1",
      "Value": "value1"
    }, {
      "Key": "key2",
      "Value": "value2"
    }
  ]
}
```

See Also

For more information about using this API in one of the language-specific AWS SDKs, see the following:

- [AWS Command Line Interface](#)

- [AWS SDK for .NET](#)
- [AWS SDK for C++](#)
- [AWS SDK for Go v2](#)
- [AWS SDK for Java V2](#)
- [AWS SDK for JavaScript V3](#)
- [AWS SDK for PHP V3](#)
- [AWS SDK for Python](#)
- [AWS SDK for Ruby V3](#)

PushDomain

Service: Amazon Route 53 domain registration

Moves a domain from AWS to another registrar.

Supported actions:

- Changes the IPS tags of a .uk domain, and pushes it to transit. Transit means that the domain is ready to be transferred to another registrar.

Request Syntax

```
{
  "DomainName": "string",
  "Target": "string"
}
```

Request Parameters

For information about the parameters that are common to all actions, see [Common Parameters](#).

The request accepts the following data in JSON format.

DomainName

Name of the domain.

Type: String

Length Constraints: Maximum length of 255.

Required: Yes

Target

New IPS tag for the domain.

Type: String

Length Constraints: Minimum length of 1. Maximum length of 255.

Required: Yes

Response Elements

If the action is successful, the service sends back an HTTP 200 response with an empty HTTP body.

Errors

For information about the errors that are common to all actions, see [Common Errors](#).

InvalidInput

The requested item is not acceptable. For example, for APIs that accept a domain name, the request might specify a domain name that doesn't belong to the account that submitted the request. For `AcceptDomainTransferFromAnotherAwsAccount`, the password might be invalid.

HTTP Status Code: 400

OperationLimitExceeded

The number of operations or jobs running exceeded the allowed threshold for the account.

HTTP Status Code: 400

UnsupportedTLD

Amazon Route 53 does not support this top-level domain (TLD).

HTTP Status Code: 400

See Also

For more information about using this API in one of the language-specific AWS SDKs, see the following:

- [AWS Command Line Interface](#)
- [AWS SDK for .NET](#)
- [AWS SDK for C++](#)
- [AWS SDK for Go v2](#)
- [AWS SDK for Java V2](#)
- [AWS SDK for JavaScript V3](#)

- [AWS SDK for PHP V3](#)
- [AWS SDK for Python](#)
- [AWS SDK for Ruby V3](#)

RegisterDomain

Service: Amazon Route 53 domain registration

This operation registers a domain. For some top-level domains (TLDs), this operation requires extra parameters.

When you register a domain, Amazon Route 53 does the following:

- Creates a Route 53 hosted zone that has the same name as the domain. Route 53 assigns four name servers to your hosted zone and automatically updates your domain registration with the names of these name servers.
- Enables auto renew, so your domain registration will renew automatically each year. We'll notify you in advance of the renewal date so you can choose whether to renew the registration.
- Optionally enables privacy protection, so WHOIS queries return contact for the registrar or the phrase "REDACTED FOR PRIVACY", or "On behalf of <domain name> owner." If you don't enable privacy protection, WHOIS queries return the information that you entered for the administrative, registrant, and technical contacts.

Note

While some domains may allow different privacy settings per contact, we recommend specifying the same privacy setting for all contacts.

- If registration is successful, returns an operation ID that you can use to track the progress and completion of the action. If the request is not completed successfully, the domain registrant is notified by email.
- Charges your AWS account an amount based on the top-level domain. For more information, see [Amazon Route 53 Pricing](#).

Request Syntax

```
{
  "AdminContact": {
    "AddressLine1": "string",
    "AddressLine2": "string",
    "City": "string",
    "ContactType": "string",
    "CountryCode": "string",
```

```
"Email": "string",
"ExtraParams": [
  {
    "Name": "string",
    "Value": "string"
  }
],
"Fax": "string",
"FirstName": "string",
"LastName": "string",
"OrganizationName": "string",
"PhoneNumber": "string",
"State": "string",
"ZipCode": "string"
},
"AutoRenew": boolean,
"BillingContact": {
  "AddressLine1": "string",
  "AddressLine2": "string",
  "City": "string",
  "ContactType": "string",
  "CountryCode": "string",
  "Email": "string",
  "ExtraParams": [
    {
      "Name": "string",
      "Value": "string"
    }
  ],
  "Fax": "string",
  "FirstName": "string",
  "LastName": "string",
  "OrganizationName": "string",
  "PhoneNumber": "string",
  "State": "string",
  "ZipCode": "string"
},
"DomainName": "string",
"DurationInYears": number,
"IdnLangCode": "string",
"PrivacyProtectAdminContact": boolean,
"PrivacyProtectBillingContact": boolean,
"PrivacyProtectRegistrantContact": boolean,
"PrivacyProtectTechContact": boolean,
```

```
"RegistrantContact": {
  "AddressLine1": "string",
  "AddressLine2": "string",
  "City": "string",
  "ContactType": "string",
  "CountryCode": "string",
  "Email": "string",
  "ExtraParams": [
    {
      "Name": "string",
      "Value": "string"
    }
  ],
  "Fax": "string",
  "FirstName": "string",
  "LastName": "string",
  "OrganizationName": "string",
  "PhoneNumber": "string",
  "State": "string",
  "ZipCode": "string"
},
"TechContact": {
  "AddressLine1": "string",
  "AddressLine2": "string",
  "City": "string",
  "ContactType": "string",
  "CountryCode": "string",
  "Email": "string",
  "ExtraParams": [
    {
      "Name": "string",
      "Value": "string"
    }
  ],
  "Fax": "string",
  "FirstName": "string",
  "LastName": "string",
  "OrganizationName": "string",
  "PhoneNumber": "string",
  "State": "string",
  "ZipCode": "string"
}
}
```

Request Parameters

For information about the parameters that are common to all actions, see [Common Parameters](#).

The request accepts the following data in JSON format.

[AdminContact](#)

Provides detailed contact information. For information about the values that you specify for each element, see [ContactDetail](#).

Type: [ContactDetail](#) object

Required: Yes

[AutoRenew](#)

Indicates whether the domain will be automatically renewed (`true`) or not (`false`). Auto renewal only takes effect after the account is charged.

Default: `true`

Type: Boolean

Required: No

[BillingContact](#)

Provides detailed contact information. For information about the values that you specify for each element, see [ContactDetail](#).

Type: [ContactDetail](#) object

Required: No

[DomainName](#)

The domain name that you want to register. The top-level domain (TLD), such as `.com`, must be a TLD that Route 53 supports. For a list of supported TLDs, see [Domains that You Can Register with Amazon Route 53](#) in the *Amazon Route 53 Developer Guide*.

The domain name can contain only the following characters:

- Letters a through z. Domain names are not case sensitive.
- Numbers 0 through 9.

- Hyphen (-). You can't specify a hyphen at the beginning or end of a label.
- Period (.) to separate the labels in the name, such as the . in `example.com`.

Internationalized domain names are not supported for some top-level domains. To determine whether the TLD that you want to use supports internationalized domain names, see [Domains that You Can Register with Amazon Route 53](#). For more information, see [Formatting Internationalized Domain Names](#).

Type: String

Length Constraints: Maximum length of 255.

Required: Yes

[DurationInYears](#)

The number of years that you want to register the domain for. Domains are registered for a minimum of one year. The maximum period depends on the top-level domain. For the range of valid values for your domain, see [Domains that You Can Register with Amazon Route 53](#) in the *Amazon Route 53 Developer Guide*.

Default: 1

Type: Integer

Valid Range: Minimum value of 1. Maximum value of 10.

Required: Yes

[IdnLangCode](#)

Reserved for future use.

Type: String

Length Constraints: Maximum length of 3.

Required: No

[PrivacyProtectAdminContact](#)

Whether you want to conceal contact information from WHOIS queries. If you specify `true`, WHOIS ("who is") queries return contact information either for Amazon Registrar or for our registrar associate, Gandi. If you specify `false`, WHOIS queries return the information that you entered for the admin contact.

Note

You must specify the same privacy setting for the administrative, billing, registrant, and technical contacts.

Default: `true`

Type: Boolean

Required: No

PrivacyProtectBillingContact

Whether you want to conceal contact information from WHOIS queries. If you specify `true`, WHOIS ("who is") queries return contact information either for Amazon Registrar or for our registrar associate, Gandi. If you specify `false`, WHOIS queries return the information that you entered for the billing contact.

Note

You must specify the same privacy setting for the administrative, billing, registrant, and technical contacts.

Type: Boolean

Required: No

PrivacyProtectRegistrantContact

Whether you want to conceal contact information from WHOIS queries. If you specify `true`, WHOIS ("who is") queries return contact information either for Amazon Registrar or for our registrar associate, Gandi. If you specify `false`, WHOIS queries return the information that you entered for the registrant contact (the domain owner).

Note

You must specify the same privacy setting for the administrative, billing, registrant, and technical contacts.

Default: `true`

Type: Boolean

Required: No

PrivacyProtectTechContact

Whether you want to conceal contact information from WHOIS queries. If you specify `true`, WHOIS ("who is") queries return contact information either for Amazon Registrar or for our registrar associate, Gandi. If you specify `false`, WHOIS queries return the information that you entered for the technical contact.

Note

You must specify the same privacy setting for the administrative, billing, registrant, and technical contacts.

Default: `true`

Type: Boolean

Required: No

RegistrantContact

Provides detailed contact information. For information about the values that you specify for each element, see [ContactDetail](#).

Type: [ContactDetail](#) object

Required: Yes

TechContact

Provides detailed contact information. For information about the values that you specify for each element, see [ContactDetail](#).

Type: [ContactDetail](#) object

Required: Yes

Response Syntax

```
{  
  "OperationId": "string"  
}
```

Response Elements

If the action is successful, the service sends back an HTTP 200 response.

The following data is returned in JSON format by the service.

OperationId

Identifier for tracking the progress of the request. To query the operation status, use [GetOperationDetail](#).

Type: String

Length Constraints: Maximum length of 255.

Errors

For information about the errors that are common to all actions, see [Common Errors](#).

DomainLimitExceeded

The number of domains has exceeded the allowed threshold for the account.

HTTP Status Code: 400

DuplicateRequest

The request is already in progress for the domain.

HTTP Status Code: 400

InvalidInput

The requested item is not acceptable. For example, for APIs that accept a domain name, the request might specify a domain name that doesn't belong to the account that submitted the request. For `AcceptDomainTransferFromAnotherAwsAccount`, the password might be invalid.

HTTP Status Code: 400

OperationLimitExceeded

The number of operations or jobs running exceeded the allowed threshold for the account.

HTTP Status Code: 400

TLDRulesViolation

The top-level domain does not support this operation.

HTTP Status Code: 400

UnsupportedTLD

Amazon Route 53 does not support this top-level domain (TLD).

HTTP Status Code: 400

Examples

RegisterDomain Example

This example illustrates one usage of RegisterDomain.

Sample Request

```
POST / HTTP/1.1
host:route53domains.us-east-1.amazonaws.com
x-amz-date:20140711T205230Z
authorization:AWS4-HMAC-SHA256
    Credential=AKIAIOSFODNN7EXAMPLE/20140711/us-east-1/route53domains/
aws4_request,
    SignedHeaders=content-length;content-type;host;user-agent;x-amz-date;x-
amz-target,
    Signature=[calculated-signature]
x-amz-target:Route53Domains_v20140515.RegisterDomain
user-agent:aws-sdk-java/1.8.3 Linux/2.6.18-164.el5PAE Java_HotSpot
(TM)_Server_VM/24.60-b09/1.7.0_60
content-type:application/x-amz-json-1.1
content-length:[number of characters in the JSON string]
{
    "DomainName":"example.com",
    "DurationInYears":1,
    "AutoRenew":true,
```

```
"AdminContact":{
  "FirstName":"John",
  "MiddleName":"Richard",
  "LastName":"Doe",
  "ContactType":"PERSON",
  "OrganizationName":"",
  "AddressLine1":"123 Any Street",
  "AddressLine2":"",
  "City":"Any Town",
  "State":"WA",
  "CountryCode":"US",
  "ZipCode":"98101",
  "PhoneNumber":"+2065550100",
  "Email":"john@example.com",
  "Fax":"+2065550101"
},
"RegistrantContact":{
  "FirstName":"John",
  "MiddleName":"Richard",
  "LastName":"Doe",
  "ContactType":"PERSON",
  "OrganizationName":"",
  "AddressLine1":"123 Any Street",
  "AddressLine2":"",
  "City":"Any Town",
  "State":"WA",
  "CountryCode":"US",
  "ZipCode":"98101",
  "PhoneNumber":"+2065550100",
  "Email":"john@example.com",
  "Fax":"+2065550101"
},
"TechContact":{
  "FirstName":"John",
  "MiddleName":"Richard",
  "LastName":"Doe",
  "ContactType":"PERSON",
  "OrganizationName":"",
  "AddressLine1":"123 Any Street",
  "AddressLine2":"",
  "City":"Any Town",
  "State":"WA",
  "CountryCode":"US",
  "ZipCode":"98101",
```

```
    "PhoneNumber":"+2065550100",
    "Email":"john@example.com",
    "Fax":"+2065550101"
  },
  "PrivacyProtectAdminContact":true,
  "PrivacyProtectRegistrantContact":true,
  "PrivacyProtectTechContact":true
}
```

Sample Response

```
HTTP/1.1 200
Content-Length:[number of characters in the JSON string]
{
  "OperationId":"308c56712-faa4-40fe-94c8-b423069de3f6"
}
```

See Also

For more information about using this API in one of the language-specific AWS SDKs, see the following:

- [AWS Command Line Interface](#)
- [AWS SDK for .NET](#)
- [AWS SDK for C++](#)
- [AWS SDK for Go v2](#)
- [AWS SDK for Java V2](#)
- [AWS SDK for JavaScript V3](#)
- [AWS SDK for PHP V3](#)
- [AWS SDK for Python](#)
- [AWS SDK for Ruby V3](#)

RejectDomainTransferFromAnotherAwsAccount

Service: Amazon Route 53 domain registration

Rejects the transfer of a domain from another AWS account to the current AWS account. You initiate a transfer between AWS accounts using [TransferDomainToAnotherAwsAccount](#).

Use either [ListOperations](#) or [GetOperationDetail](#) to determine whether the operation succeeded. [GetOperationDetail](#) provides additional information, for example, Domain Transfer from Aws Account 111122223333 has been cancelled.

Request Syntax

```
{
  "DomainName": "string"
}
```

Request Parameters

For information about the parameters that are common to all actions, see [Common Parameters](#).

The request accepts the following data in JSON format.

[DomainName](#)

The name of the domain that was specified when another AWS account submitted a [TransferDomainToAnotherAwsAccount](#) request.

Type: String

Length Constraints: Maximum length of 255.

Required: Yes

Response Syntax

```
{
  "OperationId": "string"
}
```

Response Elements

If the action is successful, the service sends back an HTTP 200 response.

The following data is returned in JSON format by the service.

OperationId

The identifier that `TransferDomainToAnotherAwsAccount` returned to track the progress of the request. Because the transfer request was rejected, the value is no longer valid, and you can't use `GetOperationDetail` to query the operation status.

Type: String

Length Constraints: Maximum length of 255.

Errors

For information about the errors that are common to all actions, see [Common Errors](#).

InvalidInput

The requested item is not acceptable. For example, for APIs that accept a domain name, the request might specify a domain name that doesn't belong to the account that submitted the request. For `AcceptDomainTransferFromAnotherAwsAccount`, the password might be invalid.

HTTP Status Code: 400

OperationLimitExceeded

The number of operations or jobs running exceeded the allowed threshold for the account.

HTTP Status Code: 400

UnsupportedTLD

Amazon Route 53 does not support this top-level domain (TLD).

HTTP Status Code: 400

Examples

RejectDomainTransferFromAnotherAwsAccount Example

This example illustrates one usage of `RejectDomainTransferFromAnotherAwsAccount`.

Sample Request

```
POST / HTTP/1.1
host:route53domains.us-east-1.amazonaws.com
x-amz-date:20200311T205230Z
authorization:AWS4-HMAC-SHA256
    Credential=AKIAIOSFODNN7EXAMPLE/20140711/us-east-1/route53domains/
aws4_request,
    SignedHeaders=content-length;content-type;host;user-agent;x-amz-date;x-
amz-target,
    Signature=[calculated-signature]
x-amz-target:Route53Domains_v20140515.RejectDomainTransferFromAnotherAwsAccount
user-agent:aws-sdk-java/1.8.3 Linux/2.6.18-164.el5PAE Java_HotSpot
(TM )_Server_VM/24.60-b09/1.7.0_60
content-type:application/x-amz-json-1.1
content-length:[number of characters in the JSON string]
{
    "DomainName":"example.com"
}
```

Sample Response

```
HTTP/1.1 200
Content-Length:[number of characters in the JSON string]
{
    "OperationId":"308c56712-faa4-40fe-94c8-b4230example"
}
```

See Also

For more information about using this API in one of the language-specific AWS SDKs, see the following:

- [AWS Command Line Interface](#)
- [AWS SDK for .NET](#)

- [AWS SDK for C++](#)
- [AWS SDK for Go v2](#)
- [AWS SDK for Java V2](#)
- [AWS SDK for JavaScript V3](#)
- [AWS SDK for PHP V3](#)
- [AWS SDK for Python](#)
- [AWS SDK for Ruby V3](#)

RenewDomain

Service: Amazon Route 53 domain registration

This operation renews a domain for the specified number of years. The cost of renewing your domain is billed to your AWS account.

We recommend that you renew your domain several weeks before the expiration date. Some TLD registries delete domains before the expiration date if you haven't renewed far enough in advance. For more information about renewing domain registration, see [Renewing Registration for a Domain](#) in the *Amazon Route 53 Developer Guide*.

Request Syntax

```
{
  "CurrentExpiryYear": number,
  "DomainName": "string",
  "DurationInYears": number
}
```

Request Parameters

For information about the parameters that are common to all actions, see [Common Parameters](#).

The request accepts the following data in JSON format.

CurrentExpiryYear

The year when the registration for the domain is set to expire. This value must match the current expiration date for the domain.

Type: Integer

Required: Yes

DomainName

The name of the domain that you want to renew.

Type: String

Length Constraints: Maximum length of 255.

Required: Yes

DurationInYears

The number of years that you want to renew the domain for. The maximum number of years depends on the top-level domain. For the range of valid values for your domain, see [Domains that You Can Register with Amazon Route 53](#) in the *Amazon Route 53 Developer Guide*.

Default: 1

Type: Integer

Valid Range: Minimum value of 1. Maximum value of 10.

Required: No

Response Syntax

```
{
  "OperationId": "string"
}
```

Response Elements

If the action is successful, the service sends back an HTTP 200 response.

The following data is returned in JSON format by the service.

OperationId

Identifier for tracking the progress of the request. To query the operation status, use [GetOperationDetail](#).

Type: String

Length Constraints: Maximum length of 255.

Errors

For information about the errors that are common to all actions, see [Common Errors](#).

DuplicateRequest

The request is already in progress for the domain.

HTTP Status Code: 400

InvalidInput

The requested item is not acceptable. For example, for APIs that accept a domain name, the request might specify a domain name that doesn't belong to the account that submitted the request. For `AcceptDomainTransferFromAnotherAwsAccount`, the password might be invalid.

HTTP Status Code: 400

OperationLimitExceeded

The number of operations or jobs running exceeded the allowed threshold for the account.

HTTP Status Code: 400

TLDRulesViolation

The top-level domain does not support this operation.

HTTP Status Code: 400

UnsupportedTLD

Amazon Route 53 does not support this top-level domain (TLD).

HTTP Status Code: 400

Examples

RenewDomain Example

This example illustrates one usage of `RenewDomain`.

Sample Request

```
POST / HTTP/1.1
host:route53domains.us-east-1.amazonaws.com
x-amz-date:20140711T205230Z
authorization:AWS4-HMAC-SHA256
```

```
Credential=AKIAIOSFODNN7EXAMPLE/20140711/us-east-1/route53domains/
aws4_request,
SignedHeaders=content-length;content-type;host;user-agent;x-amz-date;x-
amz-target,
Signature=[calculated-signature]
x-amz-target:Route53Domains_v20140515.RenewDomain
user-agent:aws-sdk-java/1.8.3 Linux/2.6.18-164.el5PAE Java_HotSpot
(TM )_Server_VM/24.60-b09/1.7.0_60
content-type:application/x-amz-json-1.1
content-length:[number of characters in the JSON string]
{
  "DomainName":"example.com",
  "DurationInYears":"6",
  "CurrentExpiryYear":"2017"
}
```

Sample Response

```
HTTP/1.1 200
Content-Length:[number of characters in the JSON string]{}
```

See Also

For more information about using this API in one of the language-specific AWS SDKs, see the following:

- [AWS Command Line Interface](#)
- [AWS SDK for .NET](#)
- [AWS SDK for C++](#)
- [AWS SDK for Go v2](#)
- [AWS SDK for Java V2](#)
- [AWS SDK for JavaScript V3](#)
- [AWS SDK for PHP V3](#)
- [AWS SDK for Python](#)
- [AWS SDK for Ruby V3](#)

ResendContactReachabilityEmail

Service: Amazon Route 53 domain registration

For operations that require confirmation that the email address for the registrant contact is valid, such as registering a new domain, this operation resends the confirmation email to the current email address for the registrant contact.

Request Syntax

```
{
  "domainName": "string"
}
```

Request Parameters

For information about the parameters that are common to all actions, see [Common Parameters](#).

The request accepts the following data in JSON format.

domainName

The name of the domain for which you want Route 53 to resend a confirmation email to the registrant contact.

Type: String

Length Constraints: Maximum length of 255.

Required: No

Response Syntax

```
{
  "domainName": "string",
  "emailAddress": "string",
  "isAlreadyVerified": boolean
}
```

Response Elements

If the action is successful, the service sends back an HTTP 200 response.

The following data is returned in JSON format by the service.

domainName

The domain name for which you requested a confirmation email.

Type: String

Length Constraints: Maximum length of 255.

emailAddress

The email address for the registrant contact at the time that we sent the verification email.

Type: String

Length Constraints: Maximum length of 254.

isAlreadyVerified

`True` if the email address for the registrant contact has already been verified, and `false` otherwise. If the email address has already been verified, we don't send another confirmation email.

Type: Boolean

Errors

For information about the errors that are common to all actions, see [Common Errors](#).

InvalidInput

The requested item is not acceptable. For example, for APIs that accept a domain name, the request might specify a domain name that doesn't belong to the account that submitted the request. For `AcceptDomainTransferFromAnotherAwsAccount`, the password might be invalid.

HTTP Status Code: 400

OperationLimitExceeded

The number of operations or jobs running exceeded the allowed threshold for the account.

HTTP Status Code: 400

UnsupportedTLD

Amazon Route 53 does not support this top-level domain (TLD).

HTTP Status Code: 400

Examples

ResendContactReachabilityEmail Example

This example illustrates one usage of ResendContactReachabilityEmail.

Sample Request

```
POST / HTTP/1.1
host:route53domains.us-east-1.amazonaws.com
x-amz-date:20140711T205225Z
authorization:AWS4-HMAC-SHA256
    Credential=AKIAIOSFODNN7EXAMPLE/20140711/us-east-1/route53domains/
aws4_request,
    SignedHeaders=content-length;content-type;host;user-agent;x-amz-date;x-
amz-target,
    Signature=[calculated-signature]
x-amz-target:Route53Domains_v20140515.ResendContactReachabilityEmail
user-agent:aws-sdk-java/1.8.3 Linux/2.6.18-164.el5PAE Java_HotSpot
(TM)_Server_VM/24.60-b09/1.7.0_60
content-type:application/x-amz-json-1.1
content-length:[number of characters in the JSON string]
connections:Keep-Alive
{
  "domainName":"example.com"
}
```

Sample Response

```
HTTP/1.1 200
Content-Length:[number of characters in the JSON string]
{
  "domainName":"example.com",
  "emailAddress":"jdoe@example.com",
  "status":"PENDING"
}
```

See Also

For more information about using this API in one of the language-specific AWS SDKs, see the following:

- [AWS Command Line Interface](#)
- [AWS SDK for .NET](#)
- [AWS SDK for C++](#)
- [AWS SDK for Go v2](#)
- [AWS SDK for Java V2](#)
- [AWS SDK for JavaScript V3](#)
- [AWS SDK for PHP V3](#)
- [AWS SDK for Python](#)
- [AWS SDK for Ruby V3](#)

ResendOperationAuthorization

Service: Amazon Route 53 domain registration

Resend the form of authorization email for this operation.

Request Syntax

```
{  
  "OperationId": "string"  
}
```

Request Parameters

For information about the parameters that are common to all actions, see [Common Parameters](#).

The request accepts the following data in JSON format.

[OperationId](#)

Operation ID.

Type: String

Length Constraints: Maximum length of 255.

Required: Yes

Response Elements

If the action is successful, the service sends back an HTTP 200 response with an empty HTTP body.

Errors

For information about the errors that are common to all actions, see [Common Errors](#).

InvalidInput

The requested item is not acceptable. For example, for APIs that accept a domain name, the request might specify a domain name that doesn't belong to the account that submitted the request. For `AcceptDomainTransferFromAnotherAwsAccount`, the password might be invalid.

HTTP Status Code: 400

See Also

For more information about using this API in one of the language-specific AWS SDKs, see the following:

- [AWS Command Line Interface](#)
- [AWS SDK for .NET](#)
- [AWS SDK for C++](#)
- [AWS SDK for Go v2](#)
- [AWS SDK for Java V2](#)
- [AWS SDK for JavaScript V3](#)
- [AWS SDK for PHP V3](#)
- [AWS SDK for Python](#)
- [AWS SDK for Ruby V3](#)

RetrieveDomainAuthCode

Service: Amazon Route 53 domain registration

This operation returns the authorization code for the domain. To transfer a domain to another registrar, you provide this value to the new registrar.

Request Syntax

```
{  
  "DomainName": "string"  
}
```

Request Parameters

For information about the parameters that are common to all actions, see [Common Parameters](#).

The request accepts the following data in JSON format.

DomainName

The name of the domain that you want to get an authorization code for.

Type: String

Length Constraints: Maximum length of 255.

Required: Yes

Response Syntax

```
{  
  "AuthCode": "string"  
}
```

Response Elements

If the action is successful, the service sends back an HTTP 200 response.

The following data is returned in JSON format by the service.

AuthCode

The authorization code for the domain.

Type: String

Length Constraints: Maximum length of 1024.

Errors

For information about the errors that are common to all actions, see [Common Errors](#).

InvalidInput

The requested item is not acceptable. For example, for APIs that accept a domain name, the request might specify a domain name that doesn't belong to the account that submitted the request. For `AcceptDomainTransferFromAnotherAwsAccount`, the password might be invalid.

HTTP Status Code: 400

UnsupportedTLD

Amazon Route 53 does not support this top-level domain (TLD).

HTTP Status Code: 400

Examples

RetrieveDomainAuthCode Example

This example illustrates one usage of `RetrieveDomainAuthCode`.

Sample Request

```
POST / HTTP/1.1
host:route53domains.us-east-1.amazonaws.com
x-amz-date:20140711T205230Z
authorization:AWS4-HMAC-SHA256
                Credential=AKIAIOSFODNN7EXAMPLE/20140711/us-east-1/route53domains/
aws4_request,
```

```
SignedHeaders=content-length;content-type;host;user-agent;x-amz-date;x-
amz-target,
    Signature=[calculated-signature]
x-amz-target:Route53Domains_v20140515.RetrieveDomainAuthCode
user-agent:aws-sdk-java/1.8.3 Linux/2.6.18-164.el5PAE Java_HotSpot
(TM )_Server_VM/24.60-b09/1.7.0_60
content-type:application/x-amz-json-1.1
content-length:[number of characters in the JSON string]
{
    "DomainName":"example.com"
}
```

Sample Response

```
HTTP/1.1 200
Content-Length:[number of characters in the JSON string]
{
    "AuthCode":"rql3*REjYH"
}
```

See Also

For more information about using this API in one of the language-specific AWS SDKs, see the following:

- [AWS Command Line Interface](#)
- [AWS SDK for .NET](#)
- [AWS SDK for C++](#)
- [AWS SDK for Go v2](#)
- [AWS SDK for Java V2](#)
- [AWS SDK for JavaScript V3](#)
- [AWS SDK for PHP V3](#)
- [AWS SDK for Python](#)
- [AWS SDK for Ruby V3](#)

TransferDomain

Service: Amazon Route 53 domain registration

Transfers a domain from another registrar to Amazon Route 53.

For more information about transferring domains, see the following topics:

- For transfer requirements, a detailed procedure, and information about viewing the status of a domain that you're transferring to Route 53, see [Transferring Registration for a Domain to Amazon Route 53](#) in the *Amazon Route 53 Developer Guide*.
- For information about how to transfer a domain from one AWS account to another, see [TransferDomainToAnotherAwsAccount](#).
- For information about how to transfer a domain to another domain registrar, see [Transferring a Domain from Amazon Route 53 to Another Registrar](#) in the *Amazon Route 53 Developer Guide*.

Important

During the transfer of any country code top-level domains (ccTLDs) to Route 53, except for .cc and .tv, updates to the owner contact are ignored and the owner contact data from the registry is used. You can update the owner contact after the transfer is complete. For more information, see [UpdateDomainContact](#).

If the registrar for your domain is also the DNS service provider for the domain, we highly recommend that you transfer your DNS service to Route 53 or to another DNS service provider before you transfer your registration. Some registrars provide free DNS service when you purchase a domain registration. When you transfer the registration, the previous registrar will not renew your domain registration and could end your DNS service at any time.

Important

If the registrar for your domain is also the DNS service provider for the domain and you don't transfer DNS service to another provider, your website, email, and the web applications associated with the domain might become unavailable.

If the transfer is successful, this method returns an operation ID that you can use to track the progress and completion of the action. If the transfer doesn't complete successfully, the domain registrant will be notified by email.

Request Syntax

```
{
  "AdminContact": {
    "AddressLine1": "string",
    "AddressLine2": "string",
    "City": "string",
    "ContactType": "string",
    "CountryCode": "string",
    "Email": "string",
    "ExtraParams": [
      {
        "Name": "string",
        "Value": "string"
      }
    ],
    "Fax": "string",
    "FirstName": "string",
    "LastName": "string",
    "OrganizationName": "string",
    "PhoneNumber": "string",
    "State": "string",
    "ZipCode": "string"
  },
  "AuthCode": "string",
  "AutoRenew": boolean,
  "BillingContact": {
    "AddressLine1": "string",
    "AddressLine2": "string",
    "City": "string",
    "ContactType": "string",
    "CountryCode": "string",
    "Email": "string",
    "ExtraParams": [
      {
        "Name": "string",
        "Value": "string"
      }
    ]
  },
}
```

```
"Fax": "string",
"FirstName": "string",
"LastName": "string",
"OrganizationName": "string",
"PhoneNumber": "string",
"State": "string",
"ZipCode": "string"
},
"DomainName": "string",
"DurationInYears": number,
"IdnLangCode": "string",
"Nameservers": [
  {
    "GlueIps": [ "string" ],
    "Name": "string"
  }
],
"PrivacyProtectAdminContact": boolean,
"PrivacyProtectBillingContact": boolean,
"PrivacyProtectRegistrantContact": boolean,
"PrivacyProtectTechContact": boolean,
"RegistrantContact": {
  "AddressLine1": "string",
  "AddressLine2": "string",
  "City": "string",
  "ContactType": "string",
  "CountryCode": "string",
  "Email": "string",
  "ExtraParams": [
    {
      "Name": "string",
      "Value": "string"
    }
  ]
},
"Fax": "string",
"FirstName": "string",
"LastName": "string",
"OrganizationName": "string",
"PhoneNumber": "string",
"State": "string",
"ZipCode": "string"
},
"TechContact": {
  "AddressLine1": "string",
```

```
"AddressLine2": "string",
"City": "string",
"ContactType": "string",
"CountryCode": "string",
"Email": "string",
"ExtraParams": [
  {
    "Name": "string",
    "Value": "string"
  }
],
"Fax": "string",
"FirstName": "string",
"LastName": "string",
"OrganizationName": "string",
"PhoneNumber": "string",
"State": "string",
"ZipCode": "string"
}
```

Request Parameters

For information about the parameters that are common to all actions, see [Common Parameters](#).

The request accepts the following data in JSON format.

AdminContact

Provides detailed contact information.

Type: [ContactDetail](#) object

Required: Yes

AuthCode

The authorization code for the domain. You get this value from the current registrar.

Type: String

Length Constraints: Maximum length of 1024.

Required: No

AutoRenew

Indicates whether the domain will be automatically renewed (true) or not (false). Auto renewal only takes effect after the account is charged.

Default: true

Type: Boolean

Required: No

BillingContact

Provides detailed contact information.

Type: [ContactDetail](#) object

Required: No

DomainName

The name of the domain that you want to transfer to Route 53. The top-level domain (TLD), such as .com, must be a TLD that Route 53 supports. For a list of supported TLDs, see [Domains that You Can Register with Amazon Route 53](#) in the *Amazon Route 53 Developer Guide*.

The domain name can contain only the following characters:

- Letters a through z. Domain names are not case sensitive.
- Numbers 0 through 9.
- Hyphen (-). You can't specify a hyphen at the beginning or end of a label.
- Period (.) to separate the labels in the name, such as the . in example.com.

Type: String

Length Constraints: Maximum length of 255.

Required: Yes

DurationInYears

The number of years that you want to register the domain for. Domains are registered for a minimum of one year. The maximum period depends on the top-level domain.

Default: 1

Type: Integer

Valid Range: Minimum value of 1. Maximum value of 10.

Required: Yes

IdnLangCode

Reserved for future use.

Type: String

Length Constraints: Maximum length of 3.

Required: No

Nameservers

Contains details for the host and glue IP addresses.

Type: Array of [Nameserver](#) objects

Required: No

PrivacyProtectAdminContact

Whether you want to conceal contact information from WHOIS queries. If you specify `true`, WHOIS ("who is") queries return contact information for the registrar, the phrase "REDACTED FOR PRIVACY", or "On behalf of <domain name> owner."

Note

While some domains may allow different privacy settings per contact, we recommend specifying the same privacy setting for all contacts.

Default: `true`

Type: Boolean

Required: No

PrivacyProtectBillingContact

Whether you want to conceal contact information from WHOIS queries. If you specify `true`, WHOIS ("who is") queries return contact information either for Amazon Registrar or for our registrar associate, Gandi. If you specify `false`, WHOIS queries return the information that you entered for the billing contact.

Note

You must specify the same privacy setting for the administrative, billing, registrant, and technical contacts.

Type: Boolean

Required: No

PrivacyProtectRegistrantContact

Whether you want to conceal contact information from WHOIS queries. If you specify `true`, WHOIS ("who is") queries return contact information either for Amazon Registrar or for our registrar associate, Gandi. If you specify `false`, WHOIS queries return the information that you entered for the registrant contact (domain owner).

Note

You must specify the same privacy setting for the administrative, billing, registrant, and technical contacts.

Default: `true`

Type: Boolean

Required: No

PrivacyProtectTechContact

Whether you want to conceal contact information from WHOIS queries. If you specify `true`, WHOIS ("who is") queries return contact information either for Amazon Registrar or for our registrar associate, Gandi. If you specify `false`, WHOIS queries return the information that you entered for the technical contact.

Note

You must specify the same privacy setting for the administrative, billing, registrant, and technical contacts.

Default: true

Type: Boolean

Required: No

RegistrantContact

Provides detailed contact information.

Type: [ContactDetail](#) object

Required: Yes

TechContact

Provides detailed contact information.

Type: [ContactDetail](#) object

Required: Yes

Response Syntax

```
{
  "OperationId": "string"
}
```

Response Elements

If the action is successful, the service sends back an HTTP 200 response.

The following data is returned in JSON format by the service.

OperationId

Identifier for tracking the progress of the request. To query the operation status, use [GetOperationDetail](#).

Type: String

Length Constraints: Maximum length of 255.

Errors

For information about the errors that are common to all actions, see [Common Errors](#).

DomainLimitExceeded

The number of domains has exceeded the allowed threshold for the account.

HTTP Status Code: 400

DuplicateRequest

The request is already in progress for the domain.

HTTP Status Code: 400

InvalidInput

The requested item is not acceptable. For example, for APIs that accept a domain name, the request might specify a domain name that doesn't belong to the account that submitted the request. For `AcceptDomainTransferFromAnotherAwsAccount`, the password might be invalid.

HTTP Status Code: 400

OperationLimitExceeded

The number of operations or jobs running exceeded the allowed threshold for the account.

HTTP Status Code: 400

TLDRulesViolation

The top-level domain does not support this operation.

HTTP Status Code: 400

UnsupportedTLD

Amazon Route 53 does not support this top-level domain (TLD).

HTTP Status Code: 400

Examples

TransferDomain Example

This example illustrates one usage of TransferDomain.

Sample Request

```
POST / HTTP/1.1
host:route53domains.us-east-1.amazonaws.com
x-amz-date:20140711T205230Z
authorization:AWS4-HMAC-SHA256
                Credential=AKIAIOSFODNN7EXAMPLE/20140711/us-east-1/route53domains/
aws4_request,
                SignedHeaders=content-length;content-type;host;user-agent;x-amz-date;x-
amz-target,
                Signature=[calculated-signature]
x-amz-target:Route53Domains_v20140515.TransferDomain
user-agent:aws-sdk-java/1.8.3 Linux/2.6.18-164.el5PAE Java_HotSpot
(TM )_Server_VM/24.60-b09/1.7.0_60
content-type:application/x-amz-json-1.1
content-length:[number of characters in the JSON string]
{
  "DomainName":"example.com",
  "DurationInYears":1,
  "Nameservers":[
    {
      "Name":"ns-2048.awsdns-64.com",
      "GlueIps":[
        "192.0.2.11"
      ]
    },
    {
      "Name":"ns-2049.awsdns-65.net",
      "GlueIps":[
        "192.0.2.12"
      ]
    }
  ],
  "AuthCode":"a42qxjz1",
  "AutoRenew":true,
  "AdminContact":{
    "FirstName":"John",
    "MiddleName":"Richard",
```

```
"LastName":"Doe",
"ContactType":"PERSON",
"OrganizationName":"",
"AddressLine1":"123 Any Street",
"AddressLine2":"",
"City":"Any Town",
"State":"WA",
"CountryCode":"US",
"ZipCode":"98101",
"PhoneNumber":"+2065550100",
"Email":"john@example.com",
"Fax":"+206555-0101"
},
"RegistrantContact":{
  "FirstName":"John",
  "MiddleName":"Richard",
  "LastName":"Doe",
  "ContactType":"PERSON",
  "OrganizationName":"",
  "AddressLine1":"123 Any Street",
  "AddressLine2":"",
  "City":"Any Town",
  "State":"WA",
  "CountryCode":"US",
  "ZipCode":"98101",
  "PhoneNumber":"+2065550100",
  "Email":"john@example.com",
  "Fax":"+206555-0101"
},
"TechContact":{
  "FirstName":"John",
  "MiddleName":"Richard",
  "LastName":"Doe",
  "ContactType":"PERSON",
  "OrganizationName":"",
  "AddressLine1":"123 Any Street",
  "AddressLine2":"",
  "City":"Any Town",
  "State":"WA",
  "CountryCode":"US",
  "ZipCode":"98101",
  "PhoneNumber":"+2065550100",
  "Email":"john@example.com",
  "Fax":"+206555-0101"
```

```
  },  
  "PrivacyProtectAdminContact":true,  
  "PrivacyProtectRegistrantContact":true,  
  "PrivacyProtectTechContact":true,  
}
```

Sample Response

```
HTTP/1.1 200  
Content-Length:[number of characters in the JSON string]  
{  
  "OperationId":"308c56712-faa4-40fe-94c8-b423069de3f6"  
}
```

See Also

For more information about using this API in one of the language-specific AWS SDKs, see the following:

- [AWS Command Line Interface](#)
- [AWS SDK for .NET](#)
- [AWS SDK for C++](#)
- [AWS SDK for Go v2](#)
- [AWS SDK for Java V2](#)
- [AWS SDK for JavaScript V3](#)
- [AWS SDK for PHP V3](#)
- [AWS SDK for Python](#)
- [AWS SDK for Ruby V3](#)

TransferDomainToAnotherAwsAccount

Service: Amazon Route 53 domain registration

Transfers a domain from the current AWS account to another AWS account. Note the following:

- The AWS account that you're transferring the domain to must accept the transfer. If the other account doesn't accept the transfer within 3 days, we cancel the transfer. See [AcceptDomainTransferFromAnotherAwsAccount](#).
- You can cancel the transfer before the other account accepts it. See [CancelDomainTransferToAnotherAwsAccount](#).
- The other account can reject the transfer. See [RejectDomainTransferFromAnotherAwsAccount](#).

Important

When you transfer a domain from one AWS account to another, Route 53 doesn't transfer the hosted zone that is associated with the domain. DNS resolution isn't affected if the domain and the hosted zone are owned by separate accounts, so transferring the hosted zone is optional. For information about transferring the hosted zone to another AWS account, see [Migrating a Hosted Zone to a Different AWS Account](#) in the *Amazon Route 53 Developer Guide*.

Use either [ListOperations](#) or [GetOperationDetail](#) to determine whether the operation succeeded. [GetOperationDetail](#) provides additional information, for example, Domain Transfer from Aws Account 111122223333 has been cancelled.

Request Syntax

```
{  
  "AccountId": "string",  
  "DomainName": "string"  
}
```

Request Parameters

For information about the parameters that are common to all actions, see [Common Parameters](#).

The request accepts the following data in JSON format.

AccountId

The account ID of the AWS account that you want to transfer the domain to, for example, 111122223333.

Type: String

Length Constraints: Fixed length of 12.

Pattern: `^\d{12}$`

Required: Yes

DomainName

The name of the domain that you want to transfer from the current AWS account to another account.

Type: String

Length Constraints: Maximum length of 255.

Required: Yes

Response Syntax

```
{
  "OperationId": "string",
  "Password": "string"
}
```

Response Elements

If the action is successful, the service sends back an HTTP 200 response.

The following data is returned in JSON format by the service.

OperationId

Identifier for tracking the progress of the request. To query the operation status, use [GetOperationDetail](#).

Type: String

Length Constraints: Maximum length of 255.

Password

To finish transferring a domain to another AWS account, the account that the domain is being transferred to must submit an [AcceptDomainTransferFromAnotherAwsAccount](#) request. The request must include the value of the Password element that was returned in the TransferDomainToAnotherAwsAccount response.

Type: String

Errors

For information about the errors that are common to all actions, see [Common Errors](#).

DuplicateRequest

The request is already in progress for the domain.

HTTP Status Code: 400

InvalidInput

The requested item is not acceptable. For example, for APIs that accept a domain name, the request might specify a domain name that doesn't belong to the account that submitted the request. For AcceptDomainTransferFromAnotherAwsAccount, the password might be invalid.

HTTP Status Code: 400

OperationLimitExceeded

The number of operations or jobs running exceeded the allowed threshold for the account.

HTTP Status Code: 400

UnsupportedTLD

Amazon Route 53 does not support this top-level domain (TLD).

HTTP Status Code: 400

Examples

TransferDomainToAnotherAwsAccount Example

This example illustrates one usage of TransferDomainToAnotherAwsAccount.

Sample Request

```
POST / HTTP/1.1
host:route53domains.us-east-1.amazonaws.com
x-amz-date:20200311T205230Z
authorization:AWS4-HMAC-SHA256
    Credential=AKIAIOSFODNN7EXAMPLE/20140711/us-east-1/route53domains/
aws4_request,
    SignedHeaders=content-length;content-type;host;user-agent;x-amz-date;x-
amz-target,
    Signature=[calculated-signature]
x-amz-target:Route53Domains_v20140515.TransferDomainToAnotherAwsAccount
user-agent:aws-sdk-java/1.8.3 Linux/2.6.18-164.el5PAE Java_HotSpot
(TM)_Server_VM/24.60-b09/1.7.0_60
content-type:application/x-amz-json-1.1
content-length:[number of characters in the JSON string]
{
    "DomainName":"example.com",
    "AccountId":"111122223333"
}
```

Sample Response

```
HTTP/1.1 200
Content-Length:[number of characters in the JSON string]
{
    "OperationId":"308c56712-faa4-40fe-94c8-b4230example",
    "Password":"CeT2Zxs~Example"
}
```

See Also

For more information about using this API in one of the language-specific AWS SDKs, see the following:

- [AWS Command Line Interface](#)

- [AWS SDK for .NET](#)
- [AWS SDK for C++](#)
- [AWS SDK for Go v2](#)
- [AWS SDK for Java V2](#)
- [AWS SDK for JavaScript V3](#)
- [AWS SDK for PHP V3](#)
- [AWS SDK for Python](#)
- [AWS SDK for Ruby V3](#)

UpdateDomainContact

Service: Amazon Route 53 domain registration

This operation updates the contact information for a particular domain. You must specify information for at least one contact: registrant, administrator, or technical.

If the update is successful, this method returns an operation ID that you can use to track the progress and completion of the operation. If the request is not completed successfully, the domain registrant will be notified by email.

Request Syntax

```
{
  "AdminContact": {
    "AddressLine1": "string",
    "AddressLine2": "string",
    "City": "string",
    "ContactType": "string",
    "CountryCode": "string",
    "Email": "string",
    "ExtraParams": [
      {
        "Name": "string",
        "Value": "string"
      }
    ],
    "Fax": "string",
    "FirstName": "string",
    "LastName": "string",
    "OrganizationName": "string",
    "PhoneNumber": "string",
    "State": "string",
    "ZipCode": "string"
  },
  "BillingContact": {
    "AddressLine1": "string",
    "AddressLine2": "string",
    "City": "string",
    "ContactType": "string",
    "CountryCode": "string",
    "Email": "string",
    "ExtraParams": [
      {
```

```
        "Name": "string",
        "Value": "string"
    }
],
"Fax": "string",
"FirstName": "string",
"LastName": "string",
"OrganizationName": "string",
"PhoneNumber": "string",
"State": "string",
"ZipCode": "string"
},
"Consent": {
    "Currency": "string",
    "MaxPrice": number
},
"DomainName": "string",
"RegistrantContact": {
    "AddressLine1": "string",
    "AddressLine2": "string",
    "City": "string",
    "ContactType": "string",
    "CountryCode": "string",
    "Email": "string",
    "ExtraParams": [
        {
            "Name": "string",
            "Value": "string"
        }
    ],
    "Fax": "string",
    "FirstName": "string",
    "LastName": "string",
    "OrganizationName": "string",
    "PhoneNumber": "string",
    "State": "string",
    "ZipCode": "string"
},
"TechContact": {
    "AddressLine1": "string",
    "AddressLine2": "string",
    "City": "string",
    "ContactType": "string",
    "CountryCode": "string",
```

```
  "Email": "string",
  "ExtraParams": [
    {
      "Name": "string",
      "Value": "string"
    }
  ],
  "Fax": "string",
  "FirstName": "string",
  "LastName": "string",
  "OrganizationName": "string",
  "PhoneNumber": "string",
  "State": "string",
  "ZipCode": "string"
}
```

Request Parameters

For information about the parameters that are common to all actions, see [Common Parameters](#).

The request accepts the following data in JSON format.

[AdminContact](#)

Provides detailed contact information.

Type: [ContactDetail](#) object

Required: No

[BillingContact](#)

Provides detailed contact information.

Type: [ContactDetail](#) object

Required: No

[Consent](#)

Customer's consent for the owner change request. Required if the domain is not free (consent price is more than \$0.00).

Type: [Consent](#) object

Required: No

DomainName

The name of the domain that you want to update contact information for.

Type: String

Length Constraints: Maximum length of 255.

Required: Yes

RegistrantContact

Provides detailed contact information.

Type: [ContactDetail](#) object

Required: No

TechContact

Provides detailed contact information.

Type: [ContactDetail](#) object

Required: No

Response Syntax

```
{  
  "OperationId": "string"  
}
```

Response Elements

If the action is successful, the service sends back an HTTP 200 response.

The following data is returned in JSON format by the service.

OperationId

Identifier for tracking the progress of the request. To query the operation status, use [GetOperationDetail](#).

Type: String

Length Constraints: Maximum length of 255.

Errors

For information about the errors that are common to all actions, see [Common Errors](#).

DuplicateRequest

The request is already in progress for the domain.

HTTP Status Code: 400

InvalidInput

The requested item is not acceptable. For example, for APIs that accept a domain name, the request might specify a domain name that doesn't belong to the account that submitted the request. For `AcceptDomainTransferFromAnotherAwsAccount`, the password might be invalid.

HTTP Status Code: 400

OperationLimitExceeded

The number of operations or jobs running exceeded the allowed threshold for the account.

HTTP Status Code: 400

TLDRulesViolation

The top-level domain does not support this operation.

HTTP Status Code: 400

UnsupportedTLD

Amazon Route 53 does not support this top-level domain (TLD).

HTTP Status Code: 400

Examples

UpdateDomainContact Example

This example illustrates one usage of `UpdateDomainContact`.

Sample Request

```
POST / HTTP/1.1
host:route53domains.us-east-1.amazonaws.com
x-amz-date:20140711T205230Z
authorization:AWS4-HMAC-SHA256
    Credential=AKIAIOSFODNN7EXAMPLE/20140711/us-east-1/route53domains/
aws4_request,
    SignedHeaders=content-length;content-type;host;user-agent;x-amz-date;x-
amz-target,
    Signature=[calculated-signature]
x-amz-target:Route53Domains_v20140515.UpdateDomainContact
user-agent:aws-sdk-java/1.8.3 Linux/2.6.18-164.el5PAE Java_HotSpot
(TM )_Server_VM/24.60-b09/1.7.0_60
content-type:application/x-amz-json-1.1
content-length:[number of characters in the JSON string]
{
  "DomainName":"example.com",
  "RegistrantContact":{
    "FirstName":"John",
    "MiddleName":"Richard",
    "LastName":"Doe",
    "ContactType":"PERSON",
    "OrganizationName":"",
    "AddressLine1":"123 Any Street",
    "AddressLine2":"",
    "City":"Any Town",
    "State":"WA",
    "CountryCode":"US",
    "ZipCode":"98101",
    "PhoneNumber":"+2065550100",
    "Email":"john@example.com",
    "Fax":"+2065550101"
  },
  "AdminContact":{
    "FirstName":"John",
    "MiddleName":"Richard",
    "LastName":"Doe",
    "ContactType":"PERSON",
    "OrganizationName":"",
    "AddressLine1":"123 Any Street",
    "AddressLine2":"",
    "City":"Any Town",
    "State":"WA",
```

```
    "CountryCode": "US",
    "ZipCode": "98101",
    "PhoneNumber": "+2065550100",
    "Email": "john@example.com",
    "Fax": "+2065550101"
  },
  "TechContact": {
    "FirstName": "John",
    "MiddleName": "Richard",
    "LastName": "Doe",
    "ContactType": "PERSON",
    "OrganizationName": "",
    "AddressLine1": "123 Any Street",
    "AddressLine2": "",
    "City": "Any Town",
    "State": "WA",
    "CountryCode": "US",
    "ZipCode": "98101",
    "PhoneNumber": "+2065550100",
    "Email": "john@example.com",
    "Fax": "+2065550101"
  },
}
```

Sample Response

```
HTTP/1.1 200
Content-Length:[number of characters in the JSON string]
{
  "OperationId": "308c56712-faa4-40fe-94c8-b423069de3f6"
}
```

See Also

For more information about using this API in one of the language-specific AWS SDKs, see the following:

- [AWS Command Line Interface](#)
- [AWS SDK for .NET](#)
- [AWS SDK for C++](#)
- [AWS SDK for Go v2](#)

- [AWS SDK for Java V2](#)
- [AWS SDK for JavaScript V3](#)
- [AWS SDK for PHP V3](#)
- [AWS SDK for Python](#)
- [AWS SDK for Ruby V3](#)

UpdateDomainContactPrivacy

Service: Amazon Route 53 domain registration

This operation updates the specified domain contact's privacy setting. When privacy protection is enabled, your contact information is replaced with contact information for the registrar or with the phrase "REDACTED FOR PRIVACY", or "On behalf of <domain name> owner."

Note

While some domains may allow different privacy settings per contact, we recommend specifying the same privacy setting for all contacts.

This operation affects only the contact information for the specified contact type (administrative, registrant, or technical). If the request succeeds, Amazon Route 53 returns an operation ID that you can use with [GetOperationDetail](#) to track the progress and completion of the action. If the request doesn't complete successfully, the domain registrant will be notified by email.

Important

By disabling the privacy service via API, you consent to the publication of the contact information provided for this domain via the public WHOIS database. You certify that you are the registrant of this domain name and have the authority to make this decision. You may withdraw your consent at any time by enabling privacy protection using either `UpdateDomainContactPrivacy` or the Route 53 console. Enabling privacy protection removes the contact information provided for this domain from the WHOIS database. For more information on our privacy practices, see <https://aws.amazon.com/privacy/>.

Request Syntax

```
{
  "AdminPrivacy": boolean,
  "BillingPrivacy": boolean,
  "DomainName": "string",
  "RegistrantPrivacy": boolean,
  "TechPrivacy": boolean
}
```


Request Parameters

For information about the parameters that are common to all actions, see [Common Parameters](#).

The request accepts the following data in JSON format.

AdminPrivacy

Whether you want to conceal contact information from WHOIS queries. If you specify `true`, WHOIS ("who is") queries return contact information either for Amazon Registrar or for our registrar associate, Gandi. If you specify `false`, WHOIS queries return the information that you entered for the admin contact.

 **Note**


You must specify the same privacy setting for the administrative, billing, registrant, and technical contacts.

Type: Boolean

Required: No

BillingPrivacy

Whether you want to conceal contact information from WHOIS queries. If you specify `true`, WHOIS ("who is") queries return contact information either for Amazon Registrar or for our registrar associate, Gandi. If you specify `false`, WHOIS queries return the information that you entered for the billing contact.

 **Note**

You must specify the same privacy setting for the administrative, billing, registrant, and technical contacts.

Type: Boolean

Required: No

DomainName

The name of the domain that you want to update the privacy setting for.

Type: String

Length Constraints: Maximum length of 255.

Required: Yes

RegistrantPrivacy

Whether you want to conceal contact information from WHOIS queries. If you specify `true`, WHOIS ("who is") queries return contact information either for Amazon Registrar or for our registrar associate, Gandi. If you specify `false`, WHOIS queries return the information that you entered for the registrant contact (domain owner).

Note

You must specify the same privacy setting for the administrative, billing, registrant, and technical contacts.

Type: Boolean

Required: No

TechPrivacy

Whether you want to conceal contact information from WHOIS queries. If you specify `true`, WHOIS ("who is") queries return contact information either for Amazon Registrar or for our registrar associate, Gandi. If you specify `false`, WHOIS queries return the information that you entered for the technical contact.

Note

You must specify the same privacy setting for the administrative, billing, registrant, and technical contacts.

Type: Boolean

Required: No

Response Syntax

```
{  
  "OperationId": "string"  
}
```

Response Elements

If the action is successful, the service sends back an HTTP 200 response.

The following data is returned in JSON format by the service.

OperationId

Identifier for tracking the progress of the request. To use this ID to query the operation status, use `GetOperationDetail`.

Type: String

Length Constraints: Maximum length of 255.

Errors

For information about the errors that are common to all actions, see [Common Errors](#).

DuplicateRequest

The request is already in progress for the domain.

HTTP Status Code: 400

InvalidInput

The requested item is not acceptable. For example, for APIs that accept a domain name, the request might specify a domain name that doesn't belong to the account that submitted the request. For `AcceptDomainTransferFromAnotherAwsAccount`, the password might be invalid.

HTTP Status Code: 400

OperationLimitExceeded

The number of operations or jobs running exceeded the allowed threshold for the account.

HTTP Status Code: 400

TLDRulesViolation

The top-level domain does not support this operation.

HTTP Status Code: 400

UnsupportedTLD

Amazon Route 53 does not support this top-level domain (TLD).

HTTP Status Code: 400

Examples

UpdateDomainContactPrivacy Example

This example illustrates one usage of UpdateDomainContactPrivacy.

Sample Request

```
POST / HTTP/1.1
host:route53domains.us-east-1.amazonaws.com
x-amz-date:20140711T205230Z
authorization:AWS4-HMAC-SHA256
    Credential=AKIAIOSFODNN7EXAMPLE/20140711/us-east-1/route53domains/
aws4_request,
    SignedHeaders=content-length;content-type;host;user-agent;x-amz-date;x-
amz-target,
    Signature=[calculated-signature]
x-amz-target:Route53Domains_v20140515.UpdateDomainContactPrivacy
user-agent:aws-sdk-java/1.8.3 Linux/2.6.18-164.el5PAE Java_HotSpot
(TM)_Server_VM/24.60-b09/1.7.0_60
content-type:application/x-amz-json-1.1
content-length:[number of characters in the JSON string]
{
  "DomainName":"example.com",
  "AdminPrivacy":true,
  "RegistrantPrivacy":true,
  "TechPrivacy":true,
}
```

Sample Response

```
HTTP/1.1 200
Content-Length:[number of characters in the JSON string]
{
  "OperationId":"777bc5da-fbf7-482c-b2ba-8946884a7dd6"
}
```

See Also

For more information about using this API in one of the language-specific AWS SDKs, see the following:

- [AWS Command Line Interface](#)
- [AWS SDK for .NET](#)
- [AWS SDK for C++](#)
- [AWS SDK for Go v2](#)
- [AWS SDK for Java V2](#)
- [AWS SDK for JavaScript V3](#)
- [AWS SDK for PHP V3](#)
- [AWS SDK for Python](#)
- [AWS SDK for Ruby V3](#)

UpdateDomainNameservers

Service: Amazon Route 53 domain registration

This operation replaces the current set of name servers for the domain with the specified set of name servers. If you use Amazon Route 53 as your DNS service, specify the four name servers in the delegation set for the hosted zone for the domain.

If successful, this operation returns an operation ID that you can use to track the progress and completion of the action. If the request is not completed successfully, the domain registrant will be notified by email.

Request Syntax

```
{
  "DomainName": "string",
  "FIAuthKey": "string",
  "Nameservers": [
    {
      "GlueIps": [ "string" ],
      "Name": "string"
    }
  ]
}
```

Request Parameters

For information about the parameters that are common to all actions, see [Common Parameters](#).

The request accepts the following data in JSON format.

DomainName

The name of the domain that you want to change name servers for.

Type: String

Length Constraints: Maximum length of 255.

Required: Yes

FIAuthKey

This parameter has been deprecated.

The authorization key for .fi domains

Type: String

Length Constraints: Minimum length of 0. Maximum length of 255.

Required: No

Nameservers

A list of new name servers for the domain.

Type: Array of [Nameserver](#) objects

Required: Yes

Response Syntax

```
{  
  "OperationId": "string"  
}
```

Response Elements

If the action is successful, the service sends back an HTTP 200 response.

The following data is returned in JSON format by the service.

OperationId

Identifier for tracking the progress of the request. To query the operation status, use [GetOperationDetail](#).

Type: String

Length Constraints: Maximum length of 255.

Errors

For information about the errors that are common to all actions, see [Common Errors](#).

DuplicateRequest

The request is already in progress for the domain.

HTTP Status Code: 400

InvalidInput

The requested item is not acceptable. For example, for APIs that accept a domain name, the request might specify a domain name that doesn't belong to the account that submitted the request. For `AcceptDomainTransferFromAnotherAwsAccount`, the password might be invalid.

HTTP Status Code: 400

OperationLimitExceeded

The number of operations or jobs running exceeded the allowed threshold for the account.

HTTP Status Code: 400

TLDRulesViolation

The top-level domain does not support this operation.

HTTP Status Code: 400

UnsupportedTLD

Amazon Route 53 does not support this top-level domain (TLD).

HTTP Status Code: 400

Examples

UpdateDomainNameservers Example

This example illustrates one usage of `UpdateDomainNameservers`.

Sample Request

```
POST / HTTP/1.1
host:route53domains.us-east-1.amazonaws.com
x-amz-date:20140711T205230Z
```

```
authorization:AWS4-HMAC-SHA256
    Credential=AKIAIOSFODNN7EXAMPLE/20140711/us-east-1/route53domains/
aws4_request,
    SignedHeaders=content-length;content-type;host;user-agent;x-amz-date;x-
amz-target,
    Signature=[calculated-signature]
x-amz-target:Route53Domains_v20140515.UpdateDomainNameservers
user-agent:aws-sdk-java/1.8.3 Linux/2.6.18-164.el5PAE Java_HotSpot
(TM )_Server_VM/24.60-b09/1.7.0_60
content-type:application/x-amz-json-1.1
content-length:[number of characters in the JSON string]
{
  "DomainName":"example.com",
  "Nameservers":[
    {
      "Name":"ns1.example.net"
    },
    {
      "Name":"ns1.example.com",
      "GlueIps":[
        "192.0.2.44"
      ]
    }
  ]
}
```

Sample Response

```
HTTP/1.1 200
Content-Length:[number of characters in the JSON string]
{
  "OperationId":"0b370c79-faa4-40fe-94c8-b423069de3f6"
}
```

See Also

For more information about using this API in one of the language-specific AWS SDKs, see the following:

- [AWS Command Line Interface](#)
- [AWS SDK for .NET](#)
- [AWS SDK for C++](#)

- [AWS SDK for Go v2](#)
- [AWS SDK for Java V2](#)
- [AWS SDK for JavaScript V3](#)
- [AWS SDK for PHP V3](#)
- [AWS SDK for Python](#)
- [AWS SDK for Ruby V3](#)

UpdateTagsForDomain

Service: Amazon Route 53 domain registration

This operation adds or updates tags for a specified domain.

All tag operations are eventually consistent; subsequent operations might not immediately represent all issued operations.

Request Syntax

```
{
  "DomainName": "string",
  "TagsToUpdate": [
    {
      "Key": "string",
      "Value": "string"
    }
  ]
}
```

Request Parameters

For information about the parameters that are common to all actions, see [Common Parameters](#).

The request accepts the following data in JSON format.

DomainName

The domain for which you want to add or update tags.

Type: String

Length Constraints: Maximum length of 255.

Required: Yes

TagsToUpdate

A list of the tag keys and values that you want to add or update. If you specify a key that already exists, the corresponding value will be replaced.

Type: Array of [Tag](#) objects

Required: No

Response Elements

If the action is successful, the service sends back an HTTP 200 response with an empty HTTP body.

Errors

For information about the errors that are common to all actions, see [Common Errors](#).

InvalidInput

The requested item is not acceptable. For example, for APIs that accept a domain name, the request might specify a domain name that doesn't belong to the account that submitted the request. For `AcceptDomainTransferFromAnotherAwsAccount`, the password might be invalid.

HTTP Status Code: 400

OperationLimitExceeded

The number of operations or jobs running exceeded the allowed threshold for the account.

HTTP Status Code: 400

UnsupportedTLD

Amazon Route 53 does not support this top-level domain (TLD).

HTTP Status Code: 400

Examples

UpdateTagsForDomain Example

This example illustrates one usage of `UpdateTagsForDomain`.

Sample Request

```
POST / HTTP/1.1
host:route53domains.us-east-1.amazonaws.com
x-amz-date:20140711T205230Z
authorization:AWS4-HMAC-SHA256
```

```
Credential=AKIAIOSFODNN7EXAMPLE/20140711/us-east-1/route53domains/
aws4_request,
SignedHeaders=content-length;content-type;host;user-agent;x-amz-date;x-
amz-target,
Signature=[calculated-signature]
x-amz-target:Route53Domain_v20140515.UpdateTagsForDomain
user-agent:aws-sdk-java/1.8.3 Linux/2.6.18-164.el5PAE Java_HotSpot
(TM )_Server_VM/24.60-b09/1.7.0_60
content-type:application/x-amz-json-1.1
content-length:[number of characters in the JSON string]
{
  "DomainName": "example.com",
  "TagsToUpdate":[
    {
      "Key": "foo",
      "Value": "bar"
    }, {
      "Key": "foo2",
      "Value": ""
    }
  ]
}
```

Sample Response

```
HTTP/1.1 200
Content-Length:[number of characters in the JSON string]
{}
```

See Also

For more information about using this API in one of the language-specific AWS SDKs, see the following:

- [AWS Command Line Interface](#)
- [AWS SDK for .NET](#)
- [AWS SDK for C++](#)
- [AWS SDK for Go v2](#)
- [AWS SDK for Java V2](#)
- [AWS SDK for JavaScript V3](#)

- [AWS SDK for PHP V3](#)
- [AWS SDK for Python](#)
- [AWS SDK for Ruby V3](#)

ViewBilling

Service: Amazon Route 53 domain registration

Returns all the domain-related billing records for the current AWS account for a specified period

Request Syntax

```
{
  "End": number,
  "Marker": "string",
  "MaxItems": number,
  "Start": number
}
```

Request Parameters

For information about the parameters that are common to all actions, see [Common Parameters](#).

The request accepts the following data in JSON format.

End

The end date and time for the time period for which you want a list of billing records. Specify the date and time in Unix time format and Coordinated Universal time (UTC).

Type: Timestamp

Required: No

Marker

For an initial request for a list of billing records, omit this element. If the number of billing records that are associated with the current AWS account during the specified period is greater than the value that you specified for `MaxItems`, you can use `Marker` to return additional billing records. Get the value of `NextPageMarker` from the previous response, and submit another request that includes the value of `NextPageMarker` in the `Marker` element.

Constraints: The marker must match the value of `NextPageMarker` that was returned in the previous response.

Type: String

Length Constraints: Maximum length of 4096.

Required: No

MaxItems

The number of billing records to be returned.

Default: 20

Type: Integer

Valid Range: Maximum value of 100.

Required: No

Start

The beginning date and time for the time period for which you want a list of billing records. Specify the date and time in Unix time format and Coordinated Universal time (UTC).

Type: Timestamp

Required: No

Response Syntax

```
{
  "BillingRecords": [
    {
      "BillDate": number,
      "DomainName": "string",
      "InvoiceId": "string",
      "Operation": "string",
      "Price": number
    }
  ],
  "NextPageMarker": "string"
}
```

Response Elements

If the action is successful, the service sends back an HTTP 200 response.

The following data is returned in JSON format by the service.

BillingRecords

A summary of billing records.

Type: Array of [BillingRecord](#) objects

NextPageMarker

If there are more billing records than you specified for `MaxItems` in the request, submit another request and include the value of `NextPageMarker` in the value of `Marker`.

Type: String

Length Constraints: Maximum length of 4096.

Errors

For information about the errors that are common to all actions, see [Common Errors](#).

InvalidInput

The requested item is not acceptable. For example, for APIs that accept a domain name, the request might specify a domain name that doesn't belong to the account that submitted the request. For `AcceptDomainTransferFromAnotherAwsAccount`, the password might be invalid.

HTTP Status Code: 400

Examples

ViewBilling Example

This example illustrates one usage of `ViewBilling`.

Sample Request

```
POST / HTTP/1.1
host:route53domains.us-east-1.amazonaws.com
x-amz-date:20140711T205230Z
authorization:AWS4-HMAC-SHA256
```

```

Credential=AKIAIOSFODNN7EXAMPLE/20140711/us-east-1/route53domains/
aws4_request,
SignedHeaders=content-length;content-type;host;user-agent;x-amz-date;x-
amz-target,
Signature=[calculated-signature]
x-amz-target:Route53Domains_v20140515.ViewBilling
user-agent:aws-sdk-java/1.8.3 Linux/2.6.18-164.el5PAE Java_HotSpot
(TM )_Server_VM/24.60-b09/1.7.0_60
content-type:application/x-amz-json-1.1
content-length:[number of characters in the JSON string]
{
  "Start": 1461006299,
  "End": 1463598304,
  "MaxItems": 20
}

```

Sample Response

```

HTTP/1.1 200
Content-Length:[number of characters in the JSON string]
{
  "BillingRecords": [
    {
      "BillDate": 1431211111,
      "DomainName": "example.net",
      "InvoiceId": "1111111111",
      "Operation": "REGISTER_DOMAIN",
      "Price": 12
    }, {
      "BillDate": 1431222222,
      "DomainName": "example.com",
      "InvoiceId": "2222222222",
      "Operation": "TRANSFER_IN_DOMAIN",
      "Price": 12
    }, {
      "BillDate": 1431233333,
      "DomainName": "example.org",
      "InvoiceId": "3333333333",
      "Operation": "RENEW_DOMAIN",
      "Price": 12
    }
  ]
}

```


See Also

For more information about using this API in one of the language-specific AWS SDKs, see the following:

- [AWS Command Line Interface](#)
- [AWS SDK for .NET](#)
- [AWS SDK for C++](#)
- [AWS SDK for Go v2](#)
- [AWS SDK for Java V2](#)
- [AWS SDK for JavaScript V3](#)
- [AWS SDK for PHP V3](#)
- [AWS SDK for Python](#)
- [AWS SDK for Ruby V3](#)

Route 53 Profiles

The following actions are supported by Route 53 Profiles:

- [AssociateProfile](#)
- [AssociateResourceToProfile](#)
- [CreateProfile](#)
- [DeleteProfile](#)
- [DisassociateProfile](#)
- [DisassociateResourceFromProfile](#)
- [GetProfile](#)
- [GetProfileAssociation](#)
- [GetProfileResourceAssociation](#)
- [ListProfileAssociations](#)
- [ListProfileResourceAssociations](#)
- [ListProfiles](#)
- [ListTagsForResource](#)
- [TagResource](#)

- [UntagResource](#)
- [UpdateProfileResourceAssociation](#)

AssociateProfile

Service: Route 53 Profiles

Associates a Route 53 Profiles profile with a VPC. A VPC can have only one Profile associated with it, but a Profile can be associated with 1000 of VPCs (and you can request a higher quota). For more information, see <https://docs.aws.amazon.com/Route53/latest/DeveloperGuide/DNSLimitations.html#limits-api-entities>.

Request Syntax

```
POST /profileassociation HTTP/1.1
Content-type: application/json
```

```
{
  "Name": "string",
  "ProfileId": "string",
  "ResourceId": "string",
  "Tags": [
    {
      "Key": "string",
      "Value": "string"
    }
  ]
}
```

URI Request Parameters

The request does not use any URI parameters.

Request Body

The request accepts the following data in JSON format.

Name

A name for the association.

Type: String

Length Constraints: Minimum length of 0. Maximum length of 64.

Pattern: `^(?!^[0-9]+$)([a-zA-Z0-9\-_ ']+)$`

Required: Yes

ProfileId

ID of the Profile.

Type: String

Length Constraints: Minimum length of 1. Maximum length of 64.

Required: Yes

ResourceId

The ID of the VPC.

Type: String

Length Constraints: Minimum length of 1. Maximum length of 64.

Required: Yes

Tags

A list of the tag keys and values that you want to identify the Profile association.

Type: Array of [Tag](#) objects

Array Members: Minimum number of 0 items. Maximum number of 200 items.

Required: No

Response Syntax

```
HTTP/1.1 200
Content-type: application/json

{
  "ProfileAssociation": {
    "CreationTime": number,
    "Id": "string",
    "ModificationTime": number,
    "Name": "string",
    "OwnerId": "string",
    "ProfileId": "string",
```

```
"ResourceId": "string",
>Status": "string",
>StatusMessage": "string"
}
}
```

Response Elements

If the action is successful, the service sends back an HTTP 200 response.

The following data is returned in JSON format by the service.

ProfileAssociation

The association that you just created. The association has an ID that you can use to identify it in other requests, like update and delete.

Type: [ProfileAssociation](#) object

Errors

For information about the errors that are common to all actions, see [Common Errors](#).

AccessDeniedException

The current account doesn't have the IAM permissions required to perform the specified operation.

HTTP Status Code: 400

ConflictException

The request you submitted conflicts with an existing request.

HTTP Status Code: 400

InvalidParameterException

One or more parameters in this request are not valid.

HTTP Status Code: 400

LimitExceededException

The request caused one or more limits to be exceeded.

HTTP Status Code: 400

ResourceExistsException

The resource you are trying to associate, has already been associated.

HTTP Status Code: 400

ResourceNotFoundException

The resource you are associating is not found.

HTTP Status Code: 400

ThrottlingException

The request was throttled. Try again in a few minutes.

HTTP Status Code: 400

ValidationException

You have provided an invalid command.

HTTP Status Code: 400

Examples

AssociateProfile Example

This example illustrates one usage of AssociateProfile.

Sample Request

```
POST /profileassociation HTTP/1.1
host:route53profiles.us-east-1.amazonaws.com
Accept-Encoding: identity
Content-Length: 103
X-Amz-Date:20240319T222051Z
User-Agent: aws-cli/1.32.63 botocore/1.34.63 Python/3.8.18
Content-Type: application/json
Authorization: AWS4-HMAC-SHA256
    Credential=AKIAJJ2SONIPEXAMPLE/20191101/us-east-1/route53profiles/aws4_request,
    SignedHeaders=content-type;host;x-amz-date;x-amz-security-token
    Signature=[calculated-signature]
```

```
{
  "Name": "test-association",
  "ProfileId": "rp-4987774726example",
  "ResourceId": "vpc-0af3b96b3example"
}
```

Sample Response

```
HTTP/1.1 200 OK
Date: Tue, 19 Mar 2024 22:20:51 GMT
Content-Type: application/json
Content-Length: 322
Connection: keep-alive
x-amzn-RequestId: dcd9d91e-1a5a-sdds-82b7-bafe7dexample
Access-Control-Allow-Origin: *
x-amz-apigw-id: U5eX0FdmIexample=
X-Amzn-Trace-Id: Root=1-65fa10fe-6e5a93a56a32afsd3example
{
  "ProfileAssociation": {
    "CreationTime": 1710886843.849,
    "Id": "rpassoc-489ce212fexample",
    "ModificationTime": 1710886843.849,
    "Name": "test-association",
    "OwnerId": "123456789012",
    "ProfileId": "rp-4987774726example",
    "ResourceId": "vpc-0af3b96b3example",
    "Status": "CREATING",
    "StatusMessage": "Creating Profile Association"
  }
}
```

See Also

For more information about using this API in one of the language-specific AWS SDKs, see the following:

- [AWS Command Line Interface](#)
- [AWS SDK for .NET](#)
- [AWS SDK for C++](#)
- [AWS SDK for Go v2](#)
- [AWS SDK for Java V2](#)

- [AWS SDK for JavaScript V3](#)
- [AWS SDK for PHP V3](#)
- [AWS SDK for Python](#)
- [AWS SDK for Ruby V3](#)

AssociateResourceToProfile

Service: Route 53 Profiles

Associates a DNS resource configuration to a Route 53 Profile.

Request Syntax

```
POST /profileresourceassociation HTTP/1.1
Content-type: application/json
```

```
{
  "Name": "string",
  "ProfileId": "string",
  "ResourceArn": "string",
  "ResourceProperties": "string"
}
```

URI Request Parameters

The request does not use any URI parameters.

Request Body

The request accepts the following data in JSON format.

Name

Name for the resource association.

Type: String

Length Constraints: Minimum length of 0. Maximum length of 64.

Pattern: $^(?!^[0-9]+$)([a-zA-Z0-9\-_'\ ']+)$$

Required: Yes

ProfileId

ID of the Profile.

Type: String

Length Constraints: Minimum length of 1. Maximum length of 64.

Required: Yes

ResourceArn

Amazon resource number, ARN, of the DNS resource.

Type: String

Length Constraints: Minimum length of 1. Maximum length of 255.

Required: Yes

ResourceProperties

If you are adding a DNS Firewall rule group, include also a priority. The priority indicates the processing order for the rule groups, starting with the priority assigned the lowest value.

The allowed values for priority are between 100 and 9900.

Type: String

Required: No

Response Syntax

```
HTTP/1.1 200
Content-type: application/json

{
  "ProfileResourceAssociation": {
    "CreationTime": number,
    "Id": "string",
    "ModificationTime": number,
    "Name": "string",
    "OwnerId": "string",
    "ProfileId": "string",
    "ResourceArn": "string",
    "ResourceProperties": "string",
    "ResourceType": "string",
    "Status": "string",
    "StatusMessage": "string"
  }
}
```

```
}  
}
```

Response Elements

If the action is successful, the service sends back an HTTP 200 response.

The following data is returned in JSON format by the service.

ProfileResourceAssociation

Information about the AssociateResourceToProfile, including a status message.

Type: [ProfileResourceAssociation](#) object

Errors

For information about the errors that are common to all actions, see [Common Errors](#).

AccessDeniedException

The current account doesn't have the IAM permissions required to perform the specified operation.

HTTP Status Code: 400

ConflictException

The request you submitted conflicts with an existing request.

HTTP Status Code: 400

InternalServerErrorException

An internal server error occurred. Retry your request.

HTTP Status Code: 400

InvalidParameterException

One or more parameters in this request are not valid.

HTTP Status Code: 400

LimitExceededException

The request caused one or more limits to be exceeded.

HTTP Status Code: 400

ResourceNotFoundException

The resource you are associating is not found.

HTTP Status Code: 400

ThrottlingException

The request was throttled. Try again in a few minutes.

HTTP Status Code: 400

ValidationException

You have provided an invalid command.

HTTP Status Code: 400

Examples

AssociateResourceToProfile Example

This example illustrates one usage of AssociateResourceToProfile.

Sample Request

```
POST /profileresourceassociation HTTP/1.1
host:route53profiles.us-east-1.amazonaws.com
Accept-Encoding: identity
Content-Length: 508
X-Amz-Date:20240319T223820Z
User-Agent: aws-cli/1.32.63 botocore/1.34.63 Python/3.8.18
Content-Type: application/json
Authorization: AWS4-HMAC-SHA256
    Credential=AKIAJJ2SONIPEXAMPLE/20181101/us-east-1/route53profiles/aws4_request,
    SignedHeaders=content-type;host;x-amz-date;x-amz-security-token
    Signature=[calculated-signature]
{
```

```

    "Name": "test-resource-association",
    "ProfileId": "rp-4987774726example",
    "ResourceArn": "arn:aws:route53resolver:us-east-1:123456789012:firewall-rule-group/
rslvr-frg-cfe7f72example",
    "ResourceProperties": "{\"priority\": 102}"
  }

```

Sample Response

```

HTTP/1.1 200 OK
Date: Tue, 19 Mar 2024 22:38:21 GMT
Content-Type: application/json
Content-Length: 508
Connection: keep-alive
x-amzn-RequestId: dcd9d91e-1a5a-481f-82b7-bafe7dexample
Access-Control-Allow-Origin: *
x-amz-apigw-id: U5eX0FdmIexample=
X-Amzn-Trace-Id: Root=1-65fa10fe-6e5a93a56a32afdfsd3example
{
  "ProfileResourceAssociation": {
    "CreationTime": 1710887901.139,
    "Id": "rpr-001913120a7example",
    "ModificationTime": 1710887901.139,
    "Name": "test-resource-association",
    "OwnerId": "123456789012",
    "ProfileId": "rp-4987774726example",
    "ResourceArn": "arn:aws:route53resolver:us-east-1:123456789012:firewall-rule-
group/rslvr-frg-cfe7f72example",
    "ResourceProperties": "{\"priority\":102}",
    "ResourceType": "FIREWALL_RULE_GROUP",
    "Status": "UPDATING",
    "StatusMessage": "Updating the Profile to DNS Firewall rule group association"
  }
}

```

See Also

For more information about using this API in one of the language-specific AWS SDKs, see the following:

- [AWS Command Line Interface](#)
- [AWS SDK for .NET](#)

- [AWS SDK for C++](#)
- [AWS SDK for Go v2](#)
- [AWS SDK for Java V2](#)
- [AWS SDK for JavaScript V3](#)
- [AWS SDK for PHP V3](#)
- [AWS SDK for Python](#)
- [AWS SDK for Ruby V3](#)

CreateProfile

Service: Route 53 Profiles

Creates an empty Route 53 Profile.

Request Syntax

```
POST /profile HTTP/1.1
Content-type: application/json

{
  "ClientToken": "string",
  "Name": "string",
  "Tags": [
    {
      "Key": "string",
      "Value": "string"
    }
  ]
}
```

URI Request Parameters

The request does not use any URI parameters.

Request Body

The request accepts the following data in JSON format.

ClientToken

ClientToken is an idempotency token that ensures a call to CreateProfile completes only once. You choose the value to pass. For example, an issue might prevent you from getting a response from CreateProfile. In this case, safely retry your call to CreateProfile by using the same CreateProfile parameter value.

Type: String

Length Constraints: Minimum length of 1. Maximum length of 255.

Required: Yes

Name

A name for the Profile.

Type: String

Length Constraints: Minimum length of 0. Maximum length of 64.

Pattern: $^(?!^[0-9]+$)([a-zA-Z0-9\-_'\ ']+)$$

Required: Yes

Tags

A list of the tag keys and values that you want to associate with the Route 53 Profile.

Type: Array of [Tag](#) objects

Array Members: Minimum number of 0 items. Maximum number of 200 items.

Required: No

Response Syntax

```
HTTP/1.1 200
Content-type: application/json

{
  "Profile": {
    "Arn": "string",
    "ClientToken": "string",
    "CreationTime": number,
    "Id": "string",
    "ModificationTime": number,
    "Name": "string",
    "OwnerId": "string",
    "ShareStatus": "string",
    "Status": "string",
    "StatusMessage": "string"
  }
}
```


Response Elements

If the action is successful, the service sends back an HTTP 200 response.

The following data is returned in JSON format by the service.

Profile

The Profile that you just created.

Type: [Profile](#) object

Errors

For information about the errors that are common to all actions, see [Common Errors](#).

AccessDeniedException

The current account doesn't have the IAM permissions required to perform the specified operation.

HTTP Status Code: 400

InvalidParameterException

One or more parameters in this request are not valid.

HTTP Status Code: 400

LimitExceededException

The request caused one or more limits to be exceeded.

HTTP Status Code: 400

ThrottlingException

The request was throttled. Try again in a few minutes.

HTTP Status Code: 400

ValidationException

You have provided an invalid command.

HTTP Status Code: 400

Examples

CreateProfile Example

This example illustrates one usage of CreateProfile.

Sample Request

```
POST /profile HTTP/1.1
host:route53profiles.us-east-1.amazonaws.com
Accept-Encoding: identity
Content-Length: 71
X-Amz-Date:20240319T214228Z
User-Agent: aws-cli/1.32.63 botocore/1.34.63 Python/3.8.18
Content-Type: application/json
Authorization: AWS4-HMAC-SHA256
    Credential=AKIAJJ2SONIPEXAMPLE/20181101/us-east-1/route53profiles/aws4_request,
    SignedHeaders=content-type;host;x-amz-date;x-amz-security-token
    Signature=[calculated-signature]
{
  "Name": "test",
  "ClientToken": "c60a235a-e786-40bc-a5a4-f12EXAMPLE"
}
```

Sample Response

```
HTTP/1.1 200 OK
Date: Tue, 19 Mar 2024 21:53:14 GMT
Content-Type: application/json
Content-Length: 371
Connection: keep-alive
x-amzn-RequestId: dcd9d91e-1a5a-481f-82b7-bafe7dexample
Access-Control-Allow-Origin: *
x-amz-apigw-id: U5eX0FdmIexample=
X-Amzn-Trace-Id: Root=1-65fa10fe-6e5a93a56a32afdfsd3example
{
  "Profile": {
    "Arn": "arn:aws:route53profiles:us-east-1:123456789012:profile/
rp-6ffe47d5example",
    "ClientToken": "c60a235a-e786-40bc-a5a4-f12EXAMPLE",
```

```
    "CreationTime": 1710885194.55,  
    "Id": "rp-6ffe47d5example",  
    "ModificationTime": 1710885194.55,  
    "Name": "test",  
    "OwnerId": "123456789012",  
    "ShareStatus": "NOT_SHARED",  
    "Status": "COMPLETE",  
    "StatusMessage": "Created Profile"  
  }  
}
```

See Also

For more information about using this API in one of the language-specific AWS SDKs, see the following:

- [AWS Command Line Interface](#)
- [AWS SDK for .NET](#)
- [AWS SDK for C++](#)
- [AWS SDK for Go v2](#)
- [AWS SDK for Java V2](#)
- [AWS SDK for JavaScript V3](#)
- [AWS SDK for PHP V3](#)
- [AWS SDK for Python](#)
- [AWS SDK for Ruby V3](#)

DeleteProfile

Service: Route 53 Profiles

Deletes the specified Route 53 Profile. Before you can delete a profile, you must first disassociate it from all VPCs.

Request Syntax

```
DELETE /profile/ProfileId HTTP/1.1
```

URI Request Parameters

The request uses the following URI parameters.

ProfileId

The ID of the Profile that you want to delete.

Length Constraints: Minimum length of 1. Maximum length of 64.

Required: Yes

Request Body

The request does not have a request body.

Response Syntax

```
HTTP/1.1 200
Content-type: application/json

{
  "Profile": {
    "Arn": "string",
    "ClientToken": "string",
    "CreationTime": number,
    "Id": "string",
    "ModificationTime": number,
    "Name": "string",
    "OwnerId": "string",
    "ShareStatus": "string",
```

```
    "Status": "string",  
    "StatusMessage": "string"  
  }  
}
```

Response Elements

If the action is successful, the service sends back an HTTP 200 response.

The following data is returned in JSON format by the service.

Profile

Information about the DeleteProfile request, including the status of the request.

Type: [Profile](#) object

Errors

For information about the errors that are common to all actions, see [Common Errors](#).

AccessDeniedException

The current account doesn't have the IAM permissions required to perform the specified operation.

HTTP Status Code: 400

ConflictException

The request you submitted conflicts with an existing request.

HTTP Status Code: 400

ResourceNotFoundException

The resource you are associating is not found.

HTTP Status Code: 400

ThrottlingException

The request was throttled. Try again in a few minutes.

HTTP Status Code: 400

ValidationException

You have provided an invalid command.

HTTP Status Code: 400

Examples

DeleteProfile Example

This example illustrates one usage of DeleteProfile.

Sample Request

```
DELETE /profile/rp-6ffe47d5example HTTP/1.1
host:route53profiles.us-east-1.amazonaws.com
Accept-Encoding: identity
Content-Length: 0
X-Amz-Date:20240319T234733Z
User-Agent: aws-cli/1.32.63 botocore/1.34.63 Python/3.8.18
Content-Type: application/json
Authorization: AWS4-HMAC-SHA256
    Credential=AKIAJJ2SONIPEXAMPLE/20181101/us-east-1/route53profiles/aws4_request,
    SignedHeaders=content-type;host;x-amz-date;x-amz-security-token
    Signature=[calculated-signature]
{} # RequestBody is empty
```

Sample Response

```
HTTP/1.1 200 OK
Date: Tue, 19 Mar 2024 23:47:33 GMT
Content-Type: application/json
Content-Length: 374
Connection: keep-alive
x-amzn-RequestId: dcd9d91e-1a5a-481f-82b7-bafe7dexample
Access-Control-Allow-Origin: *
x-amz-apigw-id: U5eX0FdmIexample=
X-Amzn-Trace-Id: Root=1-65fa10fe-6e5a93a56a32afdfsd3example
{
  "Profile": {
    "Arn": "arn:aws:route53profiles:us-east-1:123456789012:profile/
rp-6ffe47d5example",
```

```
"ClientToken": "0a15fec0-05d9-4f78-bec0-EXAMPLE11111",
"CreationTime": 1710850903.578,
"Id": "rp-6ffe47d5example",
"ModificationTime": 1710892012.553,
"Name": "test",
"OwnerId": "123456789012",
"ShareStatus": "NOT_SHARED",
"Status": "DELETED",
"StatusMessage": "Deleted Profile"
}
```

See Also

For more information about using this API in one of the language-specific AWS SDKs, see the following:

- [AWS Command Line Interface](#)
- [AWS SDK for .NET](#)
- [AWS SDK for C++](#)
- [AWS SDK for Go v2](#)
- [AWS SDK for Java V2](#)
- [AWS SDK for JavaScript V3](#)
- [AWS SDK for PHP V3](#)
- [AWS SDK for Python](#)
- [AWS SDK for Ruby V3](#)

DisassociateProfile

Service: Route 53 Profiles

Dissociates a specified Route 53 Profile from the specified VPC.

Request Syntax

```
DELETE /profileassociation/Profileid/ProfileId/resourceid/ResourceId HTTP/1.1
```

URI Request Parameters

The request uses the following URI parameters.

ProfileId

ID of the Profile.

Length Constraints: Minimum length of 1. Maximum length of 64.

Required: Yes

ResourceId

The ID of the VPC.

Length Constraints: Minimum length of 1. Maximum length of 64.

Required: Yes

Request Body

The request does not have a request body.

Response Syntax

```
HTTP/1.1 200
Content-type: application/json

{
  "ProfileAssociation": {
    "CreationTime": number,
    "Id": "string",
```



```
"ModificationTime": number,  
"Name": "string",  
"OwnerId": "string",  
"ProfileId": "string",  
"ResourceId": "string",  
"Status": "string",  
"StatusMessage": "string"  
}  
}
```

Response Elements

If the action is successful, the service sends back an HTTP 200 response.

The following data is returned in JSON format by the service.

ProfileAssociation

Information about the `DisassociateProfile` request.

Type: [ProfileAssociation](#) object

Errors

For information about the errors that are common to all actions, see [Common Errors](#).

AccessDeniedException

The current account doesn't have the IAM permissions required to perform the specified operation.

HTTP Status Code: 400

InvalidParameterException

One or more parameters in this request are not valid.

HTTP Status Code: 400

LimitExceededException

The request caused one or more limits to be exceeded.

HTTP Status Code: 400

ResourceNotFoundException

The resource you are associating is not found.

HTTP Status Code: 400

ThrottlingException

The request was throttled. Try again in a few minutes.

HTTP Status Code: 400

ValidationException

You have provided an invalid command.

HTTP Status Code: 400

Examples

DissociateProfile Example

This example illustrates one usage of DisassociateProfile.

Sample Request

```
DELETE /profileassociation/Profileid/rp-4987774726example/resourceid/
vpc-0af3b96b3example HTTP/1.1
host:route53profiles.us-east-1.amazonaws.com
Accept-Encoding: identity
Content-Length: 0
X-Amz-Date:20240319T234136Z
User-Agent: aws-cli/1.32.63 botocore/1.34.63 Python/3.8.18
Content-Type: application/json
Authorization: AWS4-HMAC-SHA256
    Credential=AKIAJJ2SONIPEXAMPLE/20181101/us-east-1/route53profiles/aws4_request,
    SignedHeaders=content-type;host;x-amz-date;x-amz-security-token
    Signature=[calculated-signature]
{} # RequestBody is empty
```

Sample Response

```
HTTP/1.1 200 OK
```

```
Date: Tue, 19 Mar 2024 23:41:36 GMT
Content-Type: application/json
Content-Length: 322
Connection: keep-alive
x-amzn-RequestId: dcd9d91e-1a5a-481f-82b7-bafe7dexample
Access-Control-Allow-Origin: *
x-amz-apigw-id: U5eX0FdmIexample=
X-Amzn-Trace-Id: Root=1-65fa10fe-6e5a93a56a32afdfsd3example

{
  "ProfileAssociation": {
    "CreationTime": 1710886843.849,
    "Id": "rpassoc-489ce212fexample",
    "ModificationTime": 1710891696.208,
    "Name": "test-association",
    "OwnerId": "123456789012",
    "ProfileId": "rp-4987774726example",
    "ResourceId": "vpc-0af3b96b3example",
    "Status": "DELETING",
    "StatusMessage": "Deleting Profile Association"
  }
}
```

See Also

For more information about using this API in one of the language-specific AWS SDKs, see the following:

- [AWS Command Line Interface](#)
- [AWS SDK for .NET](#)
- [AWS SDK for C++](#)
- [AWS SDK for Go v2](#)
- [AWS SDK for Java V2](#)
- [AWS SDK for JavaScript V3](#)
- [AWS SDK for PHP V3](#)
- [AWS SDK for Python](#)
- [AWS SDK for Ruby V3](#)

DisassociateResourceFromProfile

Service: Route 53 Profiles

Dissoociated a specified resource, from the Route 53 Profile.

Request Syntax

```
DELETE /profileresourceassociation/profileid/ProfileId/resourcearn/ResourceArn HTTP/1.1
```

URI Request Parameters

The request uses the following URI parameters.

ProfileId

The ID of the Profile.

Length Constraints: Minimum length of 1. Maximum length of 64.

Required: Yes

ResourceArn

The Amazon Resource Name (ARN) of the resource.

Length Constraints: Minimum length of 1. Maximum length of 255.

Required: Yes

Request Body

The request does not have a request body.

Response Syntax

```
HTTP/1.1 200
Content-type: application/json

{
  "ProfileResourceAssociation": {
    "CreationTime": number,
    "Id": "string",
    "ModificationTime": number,
```

```
"Name": "string",
"OwnerId": "string",
"ProfileId": "string",
"ResourceArn": "string",
"ResourceProperties": "string",
"ResourceType": "string",
>Status": "string",
>StatusMessage": "string"
}
}
```

Response Elements

If the action is successful, the service sends back an HTTP 200 response.

The following data is returned in JSON format by the service.

ProfileResourceAssociation

Information about the `DisassociateResourceFromProfile` request, including the status of the request.

Type: [ProfileResourceAssociation](#) object

Errors

For information about the errors that are common to all actions, see [Common Errors](#).

AccessDeniedException

The current account doesn't have the IAM permissions required to perform the specified operation.

HTTP Status Code: 400

ConflictException

The request you submitted conflicts with an existing request.

HTTP Status Code: 400

InternalServerErrorException

An internal server error occurred. Retry your request.

HTTP Status Code: 400

InvalidParameterException

One or more parameters in this request are not valid.

HTTP Status Code: 400

LimitExceededException

The request caused one or more limits to be exceeded.

HTTP Status Code: 400

ResourceNotFoundException

The resource you are associating is not found.

HTTP Status Code: 400

ThrottlingException

The request was throttled. Try again in a few minutes.

HTTP Status Code: 400

ValidationException

You have provided an invalid command.

HTTP Status Code: 400

Examples

DissociateProfile Example

This example illustrates one usage of `DisassociateResourceFromProfile`.

Sample Request

```
DELETE /profileresourceassociation/profileid/rp-4987774726example/resourcearn/arn
%3Aaws%3Aroute53resolver%3Aus-east-1%123456789012%3Afirewall-rule-group%2Frslvr-frg-
cfe7f72example HTTP/1.1
host:route53profiles.us-east-1.amazonaws.com
Accept-Encoding: identity
Content-Length: 0
```

```
X-Amz-Date:20240319T222606Z
User-Agent: aws-cli/1.32.63 botocore/1.34.63 Python/3.8.18
Authorization: AWS4-HMAC-SHA256
    Credential=AKIAJJ2SONIPEXAMPLE/20181101/us-east-1/route53profiles/aws4_request,
    SignedHeaders=host;x-amz-date;x-amz-security-token
    Signature=[calculated-signature]
# RequestBody is empty
```

Sample Response

```
HTTP/1.1 200 OK
Date: Tue, 19 Mar 2024 22:26:06 GMT
Content-Type: application/json
Content-Length: 508
Connection: keep-alive
x-amzn-RequestId: dcd9d91e-1a5a-481f-82b7-bafe7dexample
Access-Control-Allow-Origin: *
x-amz-apigw-id: U5eX0FdmIexample=
X-Amzn-Trace-Id: Root=1-65fa10fe-6e5a93a56a325ab8example

{
  "ProfileResourceAssociation": {
    "CreationTime": 1710887120.062,
    "Id": "rpr-001913120a7example",
    "ModificationTime": 1710887166.643,
    "Name": "test-resource-association",
    "OwnerId": "123456789012",
    "ProfileId": "rp-4987774726example",
    "ResourceArn": "arn:aws:route53resolver:us-east-1:123456789012:firewall-rule-
group/rslvr-frg-cfe7f72example",
    "ResourceProperties": "{\"priority\":105}",
    "ResourceType": "FIREWALL_RULE_GROUP",
    "Status": "DELETING",
    "StatusMessage": "Deleting the Profile to DNS Firewall rule group association"
  }
}
```

See Also

For more information about using this API in one of the language-specific AWS SDKs, see the following:

- [AWS Command Line Interface](#)

- [AWS SDK for .NET](#)
- [AWS SDK for C++](#)
- [AWS SDK for Go v2](#)
- [AWS SDK for Java V2](#)
- [AWS SDK for JavaScript V3](#)
- [AWS SDK for PHP V3](#)
- [AWS SDK for Python](#)
- [AWS SDK for Ruby V3](#)

GetProfile

Service: Route 53 Profiles

Returns information about a specified Route 53 Profile, such as whether the Profile is shared, and the current status of the Profile.

Request Syntax

```
GET /profile/ProfileId HTTP/1.1
```

URI Request Parameters

The request uses the following URI parameters.

ProfileId

ID of the Profile.

Length Constraints: Minimum length of 1. Maximum length of 64.

Required: Yes

Request Body

The request does not have a request body.

Response Syntax

```
HTTP/1.1 200
Content-type: application/json

{
  "Profile": {
    "Arn": "string",
    "ClientToken": "string",
    "CreationTime": number,
    "Id": "string",
    "ModificationTime": number,
    "Name": "string",
    "OwnerId": "string",
    "ShareStatus": "string",
```

```
    "Status": "string",  
    "StatusMessage": "string"  
  }  
}
```

Response Elements

If the action is successful, the service sends back an HTTP 200 response.

The following data is returned in JSON format by the service.

Profile

Information about the Profile, including the status of the Profile.

Type: [Profile](#) object

Errors

For information about the errors that are common to all actions, see [Common Errors](#).

AccessDeniedException

The current account doesn't have the IAM permissions required to perform the specified operation.

HTTP Status Code: 400

ResourceNotFoundException

The resource you are associating is not found.

HTTP Status Code: 400

ThrottlingException

The request was throttled. Try again in a few minutes.

HTTP Status Code: 400

ValidationException

You have provided an invalid command.

HTTP Status Code: 400

Examples

GetProfile Example

This example illustrates one usage of GetProfile.

Sample Request

```
GET /profile/rp-4987774726example HTTP/1.1
host:route53profiles.us-east-1.amazonaws.com
Accept-Encoding: identity
X-Amz-Date:20240319T224652Z
User-Agent: aws-cli/1.32.63 botocore/1.34.63 Python/3.8.18
Authorization: AWS4-HMAC-SHA256
    Credential=AKIAJJ2SONIPEXAMPLE/20181101/us-east-1/route53profiles/aws4_request,
    SignedHeaders=host;x-amz-date;x-amz-security-token
    Signature=[calculated-signature]
{} # RequestBody is empty
```

Sample Response

```
HTTP/1.1 200 OK
Date: Tue, 19 Mar 2024 22:46:52 GMT
Content-Type: application/json
Content-Length: 373
Connection: keep-alive
x-amzn-RequestId: dcd9d91e-1a5a-481f-82b7-bafe7dexample
Access-Control-Allow-Origin: *
x-amz-apigw-id: U5eX0FdmIexample=
X-Amzn-Trace-Id: Root=1-65fa10fe-6e5a93a56a325ab8example

{
  "Profile": {
    "Arn": "arn:aws:route53profiles:us-east-1:123456789012:profile/
rp-4987774726example",
    "ClientToken": "0cbc5ae7-4921-4204-bea9-EXAMPLE11111",
    "CreationTime": 1710851044.288,
    "Id": "rp-4987774726example",
    "ModificationTime": 1710851044.288,
    "Name": "test",
    "OwnerId": "123456789012",
    "ShareStatus": "NOT_SHARED",
    "Status": "COMPLETE",
```

```
    "StatusMessage": "Created Profile"  
  }  
}
```

See Also

For more information about using this API in one of the language-specific AWS SDKs, see the following:

- [AWS Command Line Interface](#)
- [AWS SDK for .NET](#)
- [AWS SDK for C++](#)
- [AWS SDK for Go v2](#)
- [AWS SDK for Java V2](#)
- [AWS SDK for JavaScript V3](#)
- [AWS SDK for PHP V3](#)
- [AWS SDK for Python](#)
- [AWS SDK for Ruby V3](#)

GetProfileAssociation

Service: Route 53 Profiles

Retrieves a Route 53 Profile association for a VPC. A VPC can have only one Profile association, but a Profile can be associated with up to 5000 VPCs.

Request Syntax

```
GET /profileassociation/ProfileAssociationId HTTP/1.1
```

URI Request Parameters

The request uses the following URI parameters.

ProfileAssociationId

The identifier of the association you want to get information about.

Length Constraints: Minimum length of 1. Maximum length of 64.

Required: Yes

Request Body

The request does not have a request body.

Response Syntax

```
HTTP/1.1 200
Content-type: application/json

{
  "ProfileAssociation": {
    "CreationTime": number,
    "Id": "string",
    "ModificationTime": number,
    "Name": "string",
    "OwnerId": "string",
    "ProfileId": "string",
    "ResourceId": "string",
    "Status": "string",
```

```
    "StatusMessage": "string"  
  }  
}
```

Response Elements

If the action is successful, the service sends back an HTTP 200 response.

The following data is returned in JSON format by the service.

ProfileAssociation

Information about the Profile association that you specified in a `GetProfileAssociation` request.

Type: [ProfileAssociation](#) object

Errors

For information about the errors that are common to all actions, see [Common Errors](#).

AccessDeniedException

The current account doesn't have the IAM permissions required to perform the specified operation.

HTTP Status Code: 400

ResourceNotFoundException

The resource you are associating is not found.

HTTP Status Code: 400

ThrottlingException

The request was throttled. Try again in a few minutes.

HTTP Status Code: 400

ValidationException

You have provided an invalid command.

HTTP Status Code: 400

Examples

GetProfileAssociation Example

This example illustrates one usage of GetProfileAssociation.

Sample Request

```
GET /profileassociation/rpassoc-489ce212fexample HTTP/1.1
host:route53profiles.us-east-1.amazonaws.com
Accept-Encoding: identity
X-Amz-Date:20240319T230136Z
User-Agent: aws-cli/1.32.63 botocore/1.34.63 Python/3.8.18
Authorization: AWS4-HMAC-SHA256
    Credential=AKIAJJ2SONIPEXAMPLE/20181101/us-east-1/route53profiles/aws4_request,
    SignedHeaders=host;x-amz-date;x-amz-security-token
    Signature=[calculated-signature]
{} # RequestBody is empty
```

Sample Response

```
HTTP/1.1 200 OK
Date: Tue, 19 Mar 2024 23:01:36 GMT
Content-Type: application/json
Content-Length: 321
Connection: keep-alive
x-amzn-RequestId: dcd9d91e-1a5a-481f-82b7-bafe7dexample
Access-Control-Allow-Origin: *
x-amz-apigw-id: U5eX0FdmIexample=
X-Amzn-Trace-Id: Root=1-65fa10fe-6e5a93a56a325ab8example
{
  "ProfileAssociation": {
    "CreationTime": 1710886843.849,
    "Id": "rrpassoc-489ce212fexample",
    "ModificationTime": 1710886989.178,
    "Name": "test-association",
    "OwnerId": "123456789012",
    "ProfileId": "rp-4987774726example",
    "ResourceId": "vpc-0af3b96b3example",
    "Status": "COMPLETE",
```

```
    "StatusMessage": "Created Profile Association"  
  }  
}
```

See Also

For more information about using this API in one of the language-specific AWS SDKs, see the following:

- [AWS Command Line Interface](#)
- [AWS SDK for .NET](#)
- [AWS SDK for C++](#)
- [AWS SDK for Go v2](#)
- [AWS SDK for Java V2](#)
- [AWS SDK for JavaScript V3](#)
- [AWS SDK for PHP V3](#)
- [AWS SDK for Python](#)
- [AWS SDK for Ruby V3](#)

GetProfileResourceAssociation

Service: Route 53 Profiles

Returns information about a specified Route 53 Profile resource association.

Request Syntax

```
GET /profileresourceassociation/ProfileResourceAssociationId HTTP/1.1
```

URI Request Parameters

The request uses the following URI parameters.

ProfileResourceAssociationId

The ID of the profile resource association that you want to get information about.

Length Constraints: Minimum length of 1. Maximum length of 64.

Required: Yes

Request Body

The request does not have a request body.

Response Syntax

```
HTTP/1.1 200
Content-type: application/json

{
  "ProfileResourceAssociation": {
    "CreationTime": number,
    "Id": "string",
    "ModificationTime": number,
    "Name": "string",
    "OwnerId": "string",
    "ProfileId": "string",
    "ResourceArn": "string",
    "ResourceProperties": "string",
    "ResourceType": "string",
```

```
    "Status": "string",  
    "StatusMessage": "string"  
  }  
}
```

Response Elements

If the action is successful, the service sends back an HTTP 200 response.

The following data is returned in JSON format by the service.

ProfileResourceAssociation

Information about the Profile resource association that you specified in a `GetProfileResourceAssociation` request.

Type: [ProfileResourceAssociation](#) object

Errors

For information about the errors that are common to all actions, see [Common Errors](#).

AccessDeniedException

The current account doesn't have the IAM permissions required to perform the specified operation.

HTTP Status Code: 400

InvalidParameterException

One or more parameters in this request are not valid.

HTTP Status Code: 400

ResourceNotFoundException

The resource you are associating is not found.

HTTP Status Code: 400

ThrottlingException

The request was throttled. Try again in a few minutes.

HTTP Status Code: 400

ValidationException

You have provided an invalid command.

HTTP Status Code: 400

Examples

GetProfileResourceAssociation Example

This example illustrates one usage of GetProfileResourceAssociation.

Sample Request

```
GET /profileresourceassociation/rpr-001913120a7example HTTP/1.1
host:route53profiles.us-east-1.amazonaws.com
Accept-Encoding: identity
X-Amz-Date:20240319T231134Z
User-Agent: aws-cli/1.32.63 botocore/1.34.63 Python/3.8.18
Authorization: AWS4-HMAC-SHA256
    Credential=AKIAJJ2SONIPEXAMPLE/20181101/us-east-1/route53profiles/aws4_request,
    SignedHeaders=host;x-amz-date;x-amz-security-token
    Signature=[calculated-signature]
{} # RequestBody is empty
```

Sample Response

```
HTTP/1.1 200 OK
Date: Tue, 19 Mar 2024 23:11:34 GMT
Content-Type: application/json
Content-Length: 517
Connection: keep-alive
x-amzn-RequestId: dcd9d91e-1a5a-481f-82b7-bafe7dexample
Access-Control-Allow-Origin: *
x-amz-apigw-id: U5eX0FdmIexample=
X-Amzn-Trace-Id: Root=1-65fa10fe-6e5a93a56a325ab8example
{
  "ProfileResourceAssociation": {
    "CreationTime": 1710887901.139,
    "Id": "rpr-001913120a7example",
    "ModificationTime": 1710887901.139,
```

```
    "Name": "test-resource-association",
    "OwnerId": "123456789012",
    "ProfileId": "rp-4987774726example",
    "ResourceArn": "arn:aws:route53resolver:us-east-1:123456789012:firewall-rule-
group/rslvr-frg-cfe7f72example",
    "ResourceProperties": "{\"priority\":105}",
    "ResourceType": "FIREWALL_RULE_GROUP",
    "Status": "COMPLETE",
    "StatusMessage": "Completed creation of Profile to DNS Firewall rule group
association"
  }
}
```

See Also

For more information about using this API in one of the language-specific AWS SDKs, see the following:

- [AWS Command Line Interface](#)
- [AWS SDK for .NET](#)
- [AWS SDK for C++](#)
- [AWS SDK for Go v2](#)
- [AWS SDK for Java V2](#)
- [AWS SDK for JavaScript V3](#)
- [AWS SDK for PHP V3](#)
- [AWS SDK for Python](#)
- [AWS SDK for Ruby V3](#)

ListProfileAssociations

Service: Route 53 Profiles

Lists all the VPCs that the specified Route 53 Profile is associated with.

Request Syntax

```
GET /profileassociations?  
maxResults=MaxResults&nextToken=NextToken&profileId=ProfileId&resourceId=ResourceId  
HTTP/1.1
```

URI Request Parameters

The request uses the following URI parameters.

MaxResults

The maximum number of objects that you want to return for this request. If more objects are available, in the response, a `NextToken` value, which you can use in a subsequent call to get the next batch of objects, is provided.

If you don't specify a value for `MaxResults`, up to 100 objects are returned.

Valid Range: Minimum value of 1. Maximum value of 100.

NextToken

For the first call to this list request, omit this value.

When you request a list of objects, at most the number of objects specified by `MaxResults` is returned. If more objects are available for retrieval, a `NextToken` value is returned in the response. To retrieve the next batch of objects, use the token that was returned for the prior request in your next request.

ProfileId

ID of the Profile.

Length Constraints: Minimum length of 1. Maximum length of 64.

ResourceId

ID of the VPC.

Length Constraints: Minimum length of 1. Maximum length of 64.

Request Body

The request does not have a request body.

Response Syntax

```
HTTP/1.1 200
Content-type: application/json

{
  "NextToken": "string",
  "ProfileAssociations": [
    {
      "CreationTime": number,
      "Id": "string",
      "ModificationTime": number,
      "Name": "string",
      "OwnerId": "string",
      "ProfileId": "string",
      "ResourceId": "string",
      "Status": "string",
      "StatusMessage": "string"
    }
  ]
}
```

Response Elements

If the action is successful, the service sends back an HTTP 200 response.

The following data is returned in JSON format by the service.

NextToken

If more than `MaxResults` profile associations match the specified criteria, you can submit another `ListProfileAssociations` request to get the next group of results. In the next request, specify the value of `NextToken` from the previous response.

Type: String

ProfileAssociations

A complex type that contains settings information about the profile's VPC associations.

Type: Array of [ProfileAssociation](#) objects

Errors

For information about the errors that are common to all actions, see [Common Errors](#).

AccessDeniedException

The current account doesn't have the IAM permissions required to perform the specified operation.

HTTP Status Code: 400

InvalidNextTokenException

The NextToken you provided isn;t valid.

HTTP Status Code: 400

InvalidParameterException

One or more parameters in this request are not valid.

HTTP Status Code: 400

ThrottlingException

The request was throttled. Try again in a few minutes.

HTTP Status Code: 400

ValidationException

You have provided an invalid command.

HTTP Status Code: 400

Examples

ListProfileAssociations Example

This example illustrates one usage of ListProfileAssociations.

Sample Request

```
GET /profileassociations HTTP/1.1
```

```
host:route53profiles.us-east-1.amazonaws.com
Accept-Encoding: identity
X-Amz-Date:20240319T231359Z
User-Agent: aws-cli/1.32.63 botocore/1.34.63 Python/3.8.18
Authorization: AWS4-HMAC-SHA256
    Credential=AKIAJJ2SONIPEXAMPLE/20181101/us-east-1/route53profiles/aws4_request,
    SignedHeaders=host;x-amz-date;x-amz-security-token
    Signature=[calculated-signature]
{} # RequestBody is empty
```

Sample Response

```
HTTP/1.1 200 OK
Date: Tue, 19 Mar 2024 23:14:00 GMT
Content-Type: application/json
Content-Length: 552
Connection: keep-alive
x-amzn-RequestId: dcd9d91e-1a5a-481f-82b7-bafe7dexample
Access-Control-Allow-Origin: *
x-amz-apigw-id: U5eX0FdmIexample=
X-Amzn-Trace-Id: Root=1-65fa10fe-6e5a93a56a325ab8example
{
  "ProfileAssociations": [
    {
      "CreationTime": 1710887901.139,
      "Id": "rpassoc-489ce212fexample",
      "ModificationTime": 1710887901.139,
      "Name": "test-association",
      "OwnerId": "123456789012",
      "ProfileId": "rp-4987774726example",
      "ResourceId": "vpc-0af3b96b3example",
      "Status": "COMPLETE",
      "StatusMessage": "Created Profile Association"
    }
  ]
}
```

See Also

For more information about using this API in one of the language-specific AWS SDKs, see the following:

- [AWS Command Line Interface](#)

- [AWS SDK for .NET](#)
- [AWS SDK for C++](#)
- [AWS SDK for Go v2](#)
- [AWS SDK for Java V2](#)
- [AWS SDK for JavaScript V3](#)
- [AWS SDK for PHP V3](#)
- [AWS SDK for Python](#)
- [AWS SDK for Ruby V3](#)

ListProfileResourceAssociations

Service: Route 53 Profiles

Lists all the resource associations for the specified Route 53 Profile.

Request Syntax

```
GET /profileresourceassociations/profileid/ProfileId?  
maxResults=MaxResults&nextToken=NextToken&resourceType=ResourceType HTTP/1.1
```

URI Request Parameters

The request uses the following URI parameters.

MaxResults

The maximum number of objects that you want to return for this request. If more objects are available, in the response, a `NextToken` value, which you can use in a subsequent call to get the next batch of objects, is provided.

If you don't specify a value for `MaxResults`, up to 100 objects are returned.

Valid Range: Minimum value of 1. Maximum value of 100.

NextToken

For the first call to this list request, omit this value.

When you request a list of objects, at most the number of objects specified by `MaxResults` is returned. If more objects are available for retrieval, a `NextToken` value is returned in the response. To retrieve the next batch of objects, use the token that was returned for the prior request in your next request.

ProfileId

The ID of the Profile.

Length Constraints: Minimum length of 1. Maximum length of 64.

Required: Yes

ResourceType

ID of a resource if you want information on only one type.

Request Body

The request does not have a request body.

Response Syntax

```
HTTP/1.1 200
Content-type: application/json

{
  "NextToken": "string",
  "ProfileResourceAssociations": [
    {
      "CreationTime": number,
      "Id": "string",
      "ModificationTime": number,
      "Name": "string",
      "OwnerId": "string",
      "ProfileId": "string",
      "ResourceArn": "string",
      "ResourceProperties": "string",
      "ResourceType": "string",
      "Status": "string",
      "StatusMessage": "string"
    }
  ]
}
```

Response Elements

If the action is successful, the service sends back an HTTP 200 response.

The following data is returned in JSON format by the service.

NextToken

If more than `MaxResults` resource associations match the specified criteria, you can submit another `ListProfileResourceAssociations` request to get the next group of results. In the next request, specify the value of `NextToken` from the previous response.

Type: String

ProfileResourceAssociations

Information about the profile resource association that you specified in a `GetProfileResourceAssociation` request.

Type: Array of [ProfileResourceAssociation](#) objects

Errors

For information about the errors that are common to all actions, see [Common Errors](#).

AccessDeniedException

The current account doesn't have the IAM permissions required to perform the specified operation.

HTTP Status Code: 400

InternalServerErrorException

An internal server error occurred. Retry your request.

HTTP Status Code: 400

InvalidNextTokenException

The `NextToken` you provided isn't valid.

HTTP Status Code: 400

InvalidParameterException

One or more parameters in this request are not valid.

HTTP Status Code: 400

ResourceNotFoundException

The resource you are associating is not found.

HTTP Status Code: 400

ThrottlingException

The request was throttled. Try again in a few minutes.

HTTP Status Code: 400

ValidationException

You have provided an invalid command.

HTTP Status Code: 400

Examples

ListProfileResourceAssociations Example

This example illustrates one usage of ListProfileResourceAssociations.

Sample Request

```
GET /profileresourceassociations/profileid/rp-4987774726example HTTP/1.1
host:route53profiles.us-east-1.amazonaws.com
Accept-Encoding: identity
X-Amz-Date:20240319T231834Z
User-Agent: aws-cli/1.32.63 botocore/1.34.63 Python/3.8.18
Authorization: AWS4-HMAC-SHA256
    Credential=AKIAJJ2SONIPEXAMPLE/20181101/us-east-1/route53profiles/aws4_request,
    SignedHeaders=host;x-amz-date;x-amz-security-token
    Signature=[calculated-signature]
{} # RequestBody is empty
```

Sample Response

```
HTTP/1.1 200 OK
Date: Tue, 19 Mar 2024 23:18:34 GMT
Content-Type: application/json
Content-Length: 520
Connection: keep-alive
x-amzn-RequestId: dcd9d91e-1a5a-481f-82b7-bafe7dexample
Access-Control-Allow-Origin: *
x-amz-apigw-id: U5eX0FdmIexample=
X-Amzn-Trace-Id: Root=1-65fa10fe-6e5a93a56a325ab8example
{
  "ProfileResourceAssociations": [
    {
      "CreationTime": 1710851216.613,
      "Id": "rpr-001913120a7example",
```

```
    "ModificationTime": 1710851216.613,  
    "Name": "test-resource-association",  
    "OwnerId": "123456789012",  
    "ProfileId": "rp-4987774726example",  
    "ResourceArn": "arn:aws:route53resolver:us-east-1:123456789012:firewall-  
rule-group/rslvr-frg-cfe7f72example",  
    "ResourceProperties": "{\"priority\":102}",  
    "ResourceType": "FIREWALL_RULE_GROUP",  
    "Status": "COMPLETE",  
    "StatusMessage": "Completed creation of Profile to DNS Firewall rule group  
association"  
  }  
]  
}
```

See Also

For more information about using this API in one of the language-specific AWS SDKs, see the following:

- [AWS Command Line Interface](#)
- [AWS SDK for .NET](#)
- [AWS SDK for C++](#)
- [AWS SDK for Go v2](#)
- [AWS SDK for Java V2](#)
- [AWS SDK for JavaScript V3](#)
- [AWS SDK for PHP V3](#)
- [AWS SDK for Python](#)
- [AWS SDK for Ruby V3](#)

ListProfiles

Service: Route 53 Profiles

Lists all the Route 53 Profiles associated with your AWS account.

Request Syntax

```
GET /profiles?maxResults=MaxResults&nextToken=NextToken HTTP/1.1
```

URI Request Parameters

The request uses the following URI parameters.

MaxResults

The maximum number of objects that you want to return for this request. If more objects are available, in the response, a `NextToken` value, which you can use in a subsequent call to get the next batch of objects, is provided.

If you don't specify a value for `MaxResults`, up to 100 objects are returned.

Valid Range: Minimum value of 1. Maximum value of 100.

NextToken

For the first call to this list request, omit this value.

When you request a list of objects, at most the number of objects specified by `MaxResults` is returned. If more objects are available for retrieval, a `NextToken` value is returned in the response. To retrieve the next batch of objects, use the token that was returned for the prior request in your next request.

Request Body

The request does not have a request body.

Response Syntax

```
HTTP/1.1 200
```

```
Content-type: application/json

{
  "NextToken": "string",
  "ProfileSummaries": [
    {
      "Arn": "string",
      "Id": "string",
      "Name": "string",
      "ShareStatus": "string"
    }
  ]
}
```

Response Elements

If the action is successful, the service sends back an HTTP 200 response.

The following data is returned in JSON format by the service.

NextToken

If more than `MaxResults` resource associations match the specified criteria, you can submit another `ListProfiles` request to get the next group of results. In the next request, specify the value of `NextToken` from the previous response.

Type: String

ProfileSummaries

Summary information about the Profiles.

Type: Array of [ProfileSummary](#) objects

Errors

For information about the errors that are common to all actions, see [Common Errors](#).

AccessDeniedException

The current account doesn't have the IAM permissions required to perform the specified operation.

HTTP Status Code: 400

InvalidNextTokenException

The NextToken you provided isn;t valid.

HTTP Status Code: 400

InvalidParameterException

One or more parameters in this request are not valid.

HTTP Status Code: 400

ThrottlingException

The request was throttled. Try again in a few minutes.

HTTP Status Code: 400

ValidationException

You have provided an invalid command.

HTTP Status Code: 400

Examples

ListProfiles Example

This example illustrates one usage of ListProfiles.

Sample Request

```
GET /profiles HTTP/1.1
host:route53profiles.us-east-1.amazonaws.com
Accept-Encoding: identity
X-Amz-Date:20240319T213047Z
User-Agent: aws-cli/1.32.63 botocore/1.34.63 Python/3.8.18
Authorization: AWS4-HMAC-SHA256
    Credential=AKIAJJ2SONIPEXAMPLE/20181101/us-east-1/route53profiles/aws4_request,
    SignedHeaders=host;x-amz-date;x-amz-security-token,
    Signature=[calculated-signature]
# Request body is empty
```

Sample Response

```
HTTP/1.1 200 OK
Date: Tue, 19 Mar 2024 21:30:47 GMT
Content-Type: application/json
Content-Length: 373
Connection: keep-alive
x-amzn-RequestId: dcd9d91e-1a5a-481f-82b7-bafe7dexample
Access-Control-Allow-Origin: *
x-amz-apigw-id: U5eX0FdmIexample=
X-Amzn-Trace-Id: Root=1-65fa10fe-6e5a93a56a325ab8example
{
  "ProfileSummaries": [
    {
      "Arn": "arn:aws:route53profiles:us-east-1:123456789012:profile/
rp-4987774726example",
      "Id": "rp-4987774726example",
      "Name": "test",
      "ShareStatus": "NOT_SHARED"
    }
  ]
}
```

See Also

For more information about using this API in one of the language-specific AWS SDKs, see the following:

- [AWS Command Line Interface](#)
- [AWS SDK for .NET](#)
- [AWS SDK for C++](#)
- [AWS SDK for Go v2](#)
- [AWS SDK for Java V2](#)
- [AWS SDK for JavaScript V3](#)
- [AWS SDK for PHP V3](#)
- [AWS SDK for Python](#)
- [AWS SDK for Ruby V3](#)

ListTagsForResource

Service: Route 53 Profiles

Lists the tags that you associated with the specified resource.

Request Syntax

```
GET /tags/ResourceArn HTTP/1.1
```

URI Request Parameters

The request uses the following URI parameters.

ResourceArn

The Amazon Resource Name (ARN) for the resource that you want to list the tags for.

Length Constraints: Minimum length of 1. Maximum length of 255.

Required: Yes

Request Body

The request does not have a request body.

Response Syntax

```
HTTP/1.1 200
Content-type: application/json

{
  "Tags": {
    "string" : "string"
  }
}
```

Response Elements

If the action is successful, the service sends back an HTTP 200 response.

The following data is returned in JSON format by the service.

Tags

The tags that are associated with the resource that you specified in the `ListTagsForResource` request.

Type: String to string map

Map Entries: Minimum number of 0 items. Maximum number of 200 items.

Key Length Constraints: Minimum length of 1. Maximum length of 128.

Value Length Constraints: Minimum length of 0. Maximum length of 256.

Errors

For information about the errors that are common to all actions, see [Common Errors](#).

AccessDeniedException

The current account doesn't have the IAM permissions required to perform the specified operation.

HTTP Status Code: 400

ConflictException

The request you submitted conflicts with an existing request.

HTTP Status Code: 400

ResourceNotFoundException

The resource you are associating is not found.

HTTP Status Code: 400

ThrottlingException

The request was throttled. Try again in a few minutes.

HTTP Status Code: 400

ValidationException

You have provided an invalid command.

HTTP Status Code: 400

Examples

ListTagsForResource Example

This example illustrates one usage of ListTagsForResource.

Sample Request

```
GET /tags/arn%3Aaws%3Aroute53profiles%3Aus-east-1%3A123456789012%3Aprofile%2Frp-4987774726example HTTP/1.1
host:route53profiles.us-east-1.amazonaws.com
Accept-Encoding: identity
X-Amz-Date:20240319T232315Z
User-Agent: aws-cli/1.32.63 botocore/1.34.63 Python/3.8.18
Authorization: AWS4-HMAC-SHA256
    Credential=AKIAJJ2SONIPEXAMPLE/20181101/us-east-1/route53profiles/aws4_request,
    SignedHeaders=host;x-amz-date;x-amz-security-token,
    Signature=[calculated-signature]
{} # Request body is empty
```

Sample Response

```
HTTP/1.1 200 OK
Date: Tue, 19 Mar 2024 23:23:20 GMT
Content-Type: application/json
Content-Length: 35
Connection: keep-alive
x-amzn-RequestId: dcd9d91e-1a5a-481f-82b7-bafe7dexample
Access-Control-Allow-Origin: *
x-amz-apigw-id: U5eX0FdmIexample=
Access-Control-Expose-Headers: x-amzn-ErrorType, x-amzn-RequestId, x-amzn-ErrorMessage,
    x-amzn-Trace-Id, x-amz-apigw-id, Date
X-Amzn-Trace-Id: Root=1-65fa10fe-6e5a93a56a325ab8example
{
  "Tags": {
    "my-key-2": "my-value-2",
```

```
    "my-key-1": "my-value-1"  
  }  
}
```

See Also

For more information about using this API in one of the language-specific AWS SDKs, see the following:

- [AWS Command Line Interface](#)
- [AWS SDK for .NET](#)
- [AWS SDK for C++](#)
- [AWS SDK for Go v2](#)
- [AWS SDK for Java V2](#)
- [AWS SDK for JavaScript V3](#)
- [AWS SDK for PHP V3](#)
- [AWS SDK for Python](#)
- [AWS SDK for Ruby V3](#)

TagResource

Service: Route 53 Profiles

Adds one or more tags to a specified resource.

Request Syntax

```
POST /tags/ResourceArn HTTP/1.1
Content-type: application/json
```

```
{
  "Tags": {
    "string" : "string"
  }
}
```

URI Request Parameters

The request uses the following URI parameters.

ResourceArn

The Amazon Resource Name (ARN) for the resource that you want to add tags to.

Length Constraints: Minimum length of 1. Maximum length of 255.

Required: Yes

Request Body

The request accepts the following data in JSON format.

Tags

The tags that you want to add to the specified resource.

Type: String to string map

Map Entries: Minimum number of 0 items. Maximum number of 200 items.

Key Length Constraints: Minimum length of 1. Maximum length of 128.

Value Length Constraints: Minimum length of 0. Maximum length of 256.

Required: Yes

Response Syntax

```
HTTP/1.1 204
```

Response Elements

If the action is successful, the service sends back an HTTP 204 response with an empty HTTP body.

Errors

For information about the errors that are common to all actions, see [Common Errors](#).

AccessDeniedException

The current account doesn't have the IAM permissions required to perform the specified operation.

HTTP Status Code: 400

ResourceNotFoundException

The resource you are associating is not found.

HTTP Status Code: 400

ThrottlingException

The request was throttled. Try again in a few minutes.

HTTP Status Code: 400

ValidationException

You have provided an invalid command.

HTTP Status Code: 400

Examples

TagResource Example

This example illustrates one usage of TagResource.

Sample Request

```
POST /tags/arn%3Aaws%3Aroute53profiles%3Aus-east-1%3A123456789012%3Aprofile%2Frp-4987774726example HTTP/1.1
host:route53profiles.us-east-1.amazonaws.com
Accept-Encoding: identity
X-Amz-Date:20240319T232315Z
User-Agent: aws-cli/1.32.63 botocore/1.34.63 Python/3.8.18
Content-Type:application/json
Content-Length: 62
Authorization: AWS4-HMAC-SHA256
    Credential=AKIAJJ2SONIPEXAMPLE/20181101/us-east-1/route53profiles/aws4_request,
    SignedHeaders=content-type;host;x-amz-date;x-amz-security-token,
    Signature=[calculated-signature]
{
  "Tags": {
    "my-key-2": "my-value-2",
    "my-key-1": "my-value-1"
  }
}
```

Sample Response

```
HTTP/1.1 204 OK
Date: Tue, 19 Mar 2024 23:25:38 GMT
Content-Type: application/json
Content-Length: 0
Connection: keep-alive
x-amzn-RequestId: dcd9d91e-1a5a-481f-82b7-bafe7dexample
Access-Control-Allow-Origin: *
x-amz-apigw-id: U5eX0FdmIexample=
Access-Control-Expose-Headers: x-amzn-ErrorType, x-amzn-RequestId, x-amzn-ErrorMessage,
  x-amzn-Trace-Id, x-amz-apigw-id, Date
X-Amzn-Trace-Id: Root=1-65fa10fe-6e5a93a56a325ab8example
# Response body is empty
```

See Also

For more information about using this API in one of the language-specific AWS SDKs, see the following:

- [AWS Command Line Interface](#)

- [AWS SDK for .NET](#)
- [AWS SDK for C++](#)
- [AWS SDK for Go v2](#)
- [AWS SDK for Java V2](#)
- [AWS SDK for JavaScript V3](#)
- [AWS SDK for PHP V3](#)
- [AWS SDK for Python](#)
- [AWS SDK for Ruby V3](#)

UntagResource

Service: Route 53 Profiles

Removes one or more tags from a specified resource.

Request Syntax

```
DELETE /tags/ResourceArn?tagKeys=TagKeys HTTP/1.1
```

URI Request Parameters

The request uses the following URI parameters.

ResourceArn

The Amazon Resource Name (ARN) for the resource that you want to remove tags from.

Length Constraints: Minimum length of 1. Maximum length of 255.

Required: Yes

TagKeys

The tags that you want to remove to the specified resource.

Array Members: Minimum number of 0 items. Maximum number of 200 items.

Length Constraints: Minimum length of 1. Maximum length of 128.

Required: Yes

Request Body

The request does not have a request body.

Response Syntax

```
HTTP/1.1 204
```

Response Elements

If the action is successful, the service sends back an HTTP 204 response with an empty HTTP body.

Errors

For information about the errors that are common to all actions, see [Common Errors](#).

AccessDeniedException

The current account doesn't have the IAM permissions required to perform the specified operation.

HTTP Status Code: 400

ConflictException

The request you submitted conflicts with an existing request.

HTTP Status Code: 400

ResourceNotFoundException

The resource you are associating is not found.

HTTP Status Code: 400

ThrottlingException

The request was throttled. Try again in a few minutes.

HTTP Status Code: 400

ValidationException

You have provided an invalid command.

HTTP Status Code: 400

Examples

UntagResource Example

This example illustrates one usage of UntagResource.

Sample Request

```
DELETE /tags/arn%3Aaws%3Aroute53profiles%3Aus-east-1%3A123456789012%3Aprofile%2Frp-4987774726example?tagKeys=my-key-1&tagKeys=my-key-2 HTTP/1.1
```

```
host:route53profiles.us-east-1.amazonaws.com
Accept-Encoding: identity
X-Amz-Date:20240319T233258Z
User-Agent: aws-cli/1.32.63 botocore/1.34.63 Python/3.8.18
Content-Length: 0
Authorization: AWS4-HMAC-SHA256
    Credential=AKIAJJ2SONIPEXAMPLE/20181101/us-east-1/route53profiles/aws4_request,
    SignedHeaders=host;x-amz-date;x-amz-security-token,
    Signature=[calculated-signature]
# Request body is empty
```

Sample Response

```
HTTP/1.1 204 OK
Date: Tue, 19 Mar 2024 23:33:04 GMT
Content-Type: application/json
Content-Length: 0
Connection: keep-alive
x-amzn-RequestId: dcd9d91e-1a5a-481f-82b7-bafe7dexample
Access-Control-Allow-Origin: *
x-amz-apigw-id: U5eX0FdmIexample=
Access-Control-Expose-Headers: x-amzn-ErrorType, x-amzn-RequestId, x-amzn-ErrorMessage,
    x-amzn-Trace-Id, x-amz-apigw-id, Date
X-Amzn-Trace-Id: Root=1-65fa10fe-6e5a93a56a325ab8example
# Response body is empty
```

See Also

For more information about using this API in one of the language-specific AWS SDKs, see the following:

- [AWS Command Line Interface](#)
- [AWS SDK for .NET](#)
- [AWS SDK for C++](#)
- [AWS SDK for Go v2](#)
- [AWS SDK for Java V2](#)
- [AWS SDK for JavaScript V3](#)
- [AWS SDK for PHP V3](#)
- [AWS SDK for Python](#)

- [AWS SDK for Ruby V3](#)

UpdateProfileResourceAssociation

Service: Route 53 Profiles

Updates the specified Route 53 Profile resource association.

Request Syntax

```
PATCH /profileresourceassociation/ProfileResourceAssociationId HTTP/1.1  
Content-type: application/json
```

```
{  
  "Name": "string",  
  "ResourceProperties": "string"  
}
```

URI Request Parameters

The request uses the following URI parameters.

ProfileResourceAssociationId

ID of the resource association.

Length Constraints: Minimum length of 1. Maximum length of 64.

Required: Yes

Request Body

The request accepts the following data in JSON format.

Name

Name of the resource association.

Type: String

Length Constraints: Minimum length of 0. Maximum length of 64.

Pattern: $^(?!^[0-9]+$)([a-zA-Z0-9\-_'\ ']+)$$

Required: No

ResourceProperties

If you are adding a DNS Firewall rule group, include also a priority. The priority indicates the processing order for the rule groups, starting with the priority assigned the lowest value.

The allowed values for priority are between 100 and 9900.

Type: String

Required: No

Response Syntax

```
HTTP/1.1 200
Content-type: application/json

{
  "ProfileResourceAssociation": {
    "CreationTime": number,
    "Id": "string",
    "ModificationTime": number,
    "Name": "string",
    "OwnerId": "string",
    "ProfileId": "string",
    "ResourceArn": "string",
    "ResourceProperties": "string",
    "ResourceType": "string",
    "Status": "string",
    "StatusMessage": "string"
  }
}
```

Response Elements

If the action is successful, the service sends back an HTTP 200 response.

The following data is returned in JSON format by the service.

ProfileResourceAssociation

Information about the UpdateProfileResourceAssociation request, including a status message.

Type: [ProfileResourceAssociation](#) object

Errors

For information about the errors that are common to all actions, see [Common Errors](#).

AccessDeniedException

The current account doesn't have the IAM permissions required to perform the specified operation.

HTTP Status Code: 400

ConflictException

The request you submitted conflicts with an existing request.

HTTP Status Code: 400

InternalServerErrorException

An internal server error occurred. Retry your request.

HTTP Status Code: 400

InvalidParameterException

One or more parameters in this request are not valid.

HTTP Status Code: 400

LimitExceededException

The request caused one or more limits to be exceeded.

HTTP Status Code: 400

ResourceNotFoundException

The resource you are associating is not found.

HTTP Status Code: 400

ThrottlingException

The request was throttled. Try again in a few minutes.

HTTP Status Code: 400

ValidationException

You have provided an invalid command.

HTTP Status Code: 400

Examples

UpdateProfileResourceAssociation Example

This example illustrates one usage of UpdateProfileResourceAssociation.

Sample Request

```
Request:
PATCH /profileresourceassociation/rpr-001913120a7example HTTP/1.1
host:route53profiles.us-east-1.amazonaws.com
Accept-Encoding: identity
X-Amz-Date:20240319T233609Z
User-Agent: aws-cli/1.32.63 botocore/1.34.63 Python/3.8.18
Content-Type: application/json
Content-Length: 45
Authorization: AWS4-HMAC-SHA256
    Credential=AKIAJJ2SONIPEXAMPLE/20181101/us-east-1/route53profiles/aws4_request,
    SignedHeaders=content-type;host;x-amz-date;x-amz-security-token,
    Signature=[calculated-signature]
{
  "ResourceProperties": "{\"\\\"priority\\\"\": 105}"
}
```

Sample Response

```
HTTP/1.1 200 OK
Date: Tue, 19 Mar 2024 23:36:09 GMT
Content-Type: application/json
Content-Length: 508
Connection: keep-alive
x-amzn-RequestId: dcd9d91e-1a5a-481f-82b7-bafe7dexample
Access-Control-Allow-Origin: *
x-amz-apigw-id: U5eX0FdmIexample=
X-Amzn-Trace-Id: Root=1-65fa10fe-6e5a93a56a325ab8example
```

```
{
  "ProfileResourceAssociation": {
    "CreationTime": 1710887901.139,
    "Id": "rpr-001913120a7example",
    "ModificationTime": 1710891369.579,
    "Name": "test-resource-association",
    "OwnerId": "123456789012",
    "ProfileId": "rp-4987774726example",
    "ResourceArn": "arn:aws:route53resolver:us-east-1:123456789012:firewall-rule-
group/rslvr-frg-cfe7f72example",
    "ResourceProperties": "{\"priority\":105}",
    "ResourceType": "FIREWALL_RULE_GROUP",
    "Status": "UPDATING",
    "StatusMessage": "Updating the Profile to DNS Firewall rule group association"
  }
}
```

See Also

For more information about using this API in one of the language-specific AWS SDKs, see the following:

- [AWS Command Line Interface](#)
- [AWS SDK for .NET](#)
- [AWS SDK for C++](#)
- [AWS SDK for Go v2](#)
- [AWS SDK for Java V2](#)
- [AWS SDK for JavaScript V3](#)
- [AWS SDK for PHP V3](#)
- [AWS SDK for Python](#)
- [AWS SDK for Ruby V3](#)

Amazon Route 53 Resolver

The following actions are supported by Amazon Route 53 Resolver:

- [AssociateFirewallRuleGroup](#)
- [AssociateResolverEndpointIpAddress](#)

- [AssociateResolverQueryLogConfig](#)
- [AssociateResolverRule](#)
- [CreateFirewallDomainList](#)
- [CreateFirewallRule](#)
- [CreateFirewallRuleGroup](#)
- [CreateOutpostResolver](#)
- [CreateResolverEndpoint](#)
- [CreateResolverQueryLogConfig](#)
- [CreateResolverRule](#)
- [DeleteFirewallDomainList](#)
- [DeleteFirewallRule](#)
- [DeleteFirewallRuleGroup](#)
- [DeleteOutpostResolver](#)
- [DeleteResolverEndpoint](#)
- [DeleteResolverQueryLogConfig](#)
- [DeleteResolverRule](#)
- [DisassociateFirewallRuleGroup](#)
- [DisassociateResolverEndpointIpAddress](#)
- [DisassociateResolverQueryLogConfig](#)
- [DisassociateResolverRule](#)
- [GetFirewallConfig](#)
- [GetFirewallDomainList](#)
- [GetFirewallRuleGroup](#)
- [GetFirewallRuleGroupAssociation](#)
- [GetFirewallRuleGroupPolicy](#)
- [GetOutpostResolver](#)
- [GetResolverConfig](#)
- [GetResolverDnssecConfig](#)
- [GetResolverEndpoint](#)
- [GetResolverQueryLogConfig](#)

- [GetResolverQueryLogConfigAssociation](#)
- [GetResolverQueryLogConfigPolicy](#)
- [GetResolverRule](#)
- [GetResolverRuleAssociation](#)
- [GetResolverRulePolicy](#)
- [ImportFirewallDomains](#)
- [ListFirewallConfigs](#)
- [ListFirewallDomainLists](#)
- [ListFirewallDomains](#)
- [ListFirewallRuleGroupAssociations](#)
- [ListFirewallRuleGroups](#)
- [ListFirewallRules](#)
- [ListOutpostResolvers](#)
- [ListResolverConfigs](#)
- [ListResolverDnssecConfigs](#)
- [ListResolverEndpointIpAddresses](#)
- [ListResolverEndpoints](#)
- [ListResolverQueryLogConfigAssociations](#)
- [ListResolverQueryLogConfigs](#)
- [ListResolverRuleAssociations](#)
- [ListResolverRules](#)
- [ListTagsForResource](#)
- [PutFirewallRuleGroupPolicy](#)
- [PutResolverQueryLogConfigPolicy](#)
- [PutResolverRulePolicy](#)
- [TagResource](#)
- [UntagResource](#)
- [UpdateFirewallConfig](#)
- [UpdateFirewallDomains](#)
- [UpdateFirewallRule](#)

- [UpdateFirewallRuleGroupAssociation](#)
- [UpdateOutpostResolver](#)
- [UpdateResolverConfig](#)
- [UpdateResolverDnssecConfig](#)
- [UpdateResolverEndpoint](#)
- [UpdateResolverRule](#)

AssociateFirewallRuleGroup

Service: Amazon Route 53 Resolver

Associates a [FirewallRuleGroup](#) with a VPC, to provide DNS filtering for the VPC.

Request Syntax

```
{
  "CreatorRequestId": "string",
  "FirewallRuleGroupId": "string",
  "MutationProtection": "string",
  "Name": "string",
  "Priority": number,
  "Tags": [
    {
      "Key": "string",
      "Value": "string"
    }
  ],
  "VpcId": "string"
}
```

Request Parameters

For information about the parameters that are common to all actions, see [Common Parameters](#).

The request accepts the following data in JSON format.

[CreatorRequestId](#)

A unique string that identifies the request and that allows failed requests to be retried without the risk of running the operation twice. `CreatorRequestId` can be any unique string, for example, a date/time stamp.

Type: String

Length Constraints: Minimum length of 1. Maximum length of 255.

Required: Yes

[FirewallRuleGroupId](#)

The unique identifier of the firewall rule group.

Type: String

Length Constraints: Minimum length of 1. Maximum length of 64.

Required: Yes

MutationProtection

If enabled, this setting disallows modification or removal of the association, to help prevent against accidentally altering DNS firewall protections. When you create the association, the default setting is DISABLED.

Type: String

Valid Values: ENABLED | DISABLED

Required: No

Name

A name that lets you identify the association, to manage and use it.

Type: String

Length Constraints: Maximum length of 64.

Pattern: (?![0-9]+\$)([a-zA-Z0-9\-_'\ ']+)

Required: Yes

Priority

The setting that determines the processing order of the rule group among the rule groups that you associate with the specified VPC. DNS Firewall filters VPC traffic starting from the rule group with the lowest numeric priority setting.

You must specify a unique priority for each rule group that you associate with a single VPC. To make it easier to insert rule groups later, leave space between the numbers, for example, use 101, 200, and so on. You can change the priority setting for a rule group association after you create it.

The allowed values for Priority are between 100 and 9900.

Type: Integer

Required: Yes

Tags

A list of the tag keys and values that you want to associate with the rule group association.

Type: Array of [Tag](#) objects

Array Members: Maximum number of 200 items.

Required: No

VpcId

The unique identifier of the VPC that you want to associate with the rule group.

Type: String

Length Constraints: Minimum length of 1. Maximum length of 64.

Required: Yes

Response Syntax

```
{
  "FirewallRuleGroupAssociation": {
    "Arn": "string",
    "CreationTime": "string",
    "CreatorRequestId": "string",
    "FirewallRuleGroupId": "string",
    "Id": "string",
    "ManagedOwnerName": "string",
    "ModificationTime": "string",
    "MutationProtection": "string",
    "Name": "string",
    "Priority": number,
    "Status": "string",
    "StatusMessage": "string",
    "VpcId": "string"
  }
}
```

Response Elements

If the action is successful, the service sends back an HTTP 200 response.

The following data is returned in JSON format by the service.

FirewallRuleGroupAssociation

The association that you just created. The association has an ID that you can use to identify it in other requests, like update and delete.

Type: [FirewallRuleGroupAssociation](#) object

Errors

For information about the errors that are common to all actions, see [Common Errors](#).

AccessDeniedException

The current account doesn't have the IAM permissions required to perform the specified Resolver operation.

This error can also be thrown when a customer has reached the 5120 character limit for a resource policy for CloudWatch Logs.

HTTP Status Code: 400

ConflictException

The requested state transition isn't valid. For example, you can't delete a firewall domain list if it is in the process of being deleted, or you can't import domains into a domain list that is in the process of being deleted.

HTTP Status Code: 400

InternalServiceErrorException

We encountered an unknown error. Try again in a few minutes.

HTTP Status Code: 400

LimitExceededException

The request caused one or more limits to be exceeded.

HTTP Status Code: 400

ResourceNotFoundException

The specified resource doesn't exist.

HTTP Status Code: 400

ThrottlingException

The request was throttled. Try again in a few minutes.

HTTP Status Code: 400

ValidationException

You have provided an invalid command. If you ran the UpdateFirewallDomains request, supported values are ADD, REMOVE, or REPLACE a domain.

HTTP Status Code: 400

See Also

For more information about using this API in one of the language-specific AWS SDKs, see the following:

- [AWS Command Line Interface](#)
- [AWS SDK for .NET](#)
- [AWS SDK for C++](#)
- [AWS SDK for Go v2](#)
- [AWS SDK for Java V2](#)
- [AWS SDK for JavaScript V3](#)
- [AWS SDK for PHP V3](#)
- [AWS SDK for Python](#)
- [AWS SDK for Ruby V3](#)

AssociateResolverEndpointIpAddress

Service: Amazon Route 53 Resolver

Adds IP addresses to an inbound or an outbound Resolver endpoint. If you want to add more than one IP address, submit one `AssociateResolverEndpointIpAddress` request for each IP address.

To remove an IP address from an endpoint, see [DisassociateResolverEndpointIpAddress](#).

Request Syntax

```
{
  "IpAddress": {
    "Ip": "string",
    "IpId": "string",
    "Ipv6": "string",
    "SubnetId": "string"
  },
  "ResolverEndpointId": "string"
}
```

Request Parameters

For information about the parameters that are common to all actions, see [Common Parameters](#).

The request accepts the following data in JSON format.

[IpAddress](#)

Either the IPv4 address that you want to add to a Resolver endpoint or a subnet ID. If you specify a subnet ID, Resolver chooses an IP address for you from the available IPs in the specified subnet.

Type: [IpAddressUpdate](#) object

Required: Yes

[ResolverEndpointId](#)

The ID of the Resolver endpoint that you want to associate IP addresses with.

Type: String

Length Constraints: Minimum length of 1. Maximum length of 64.

Required: Yes

Response Syntax

```
{
  "ResolverEndpoint": {
    "Arn": "string",
    "CreationTime": "string",
    "CreatorRequestId": "string",
    "Direction": "string",
    "HostVPCId": "string",
    "Id": "string",
    "IpAddressCount": number,
    "ModificationTime": "string",
    "Name": "string",
    "OutpostArn": "string",
    "PreferredInstanceType": "string",
    "Protocols": [ "string" ],
    "ResolverEndpointType": "string",
    "SecurityGroupIds": [ "string" ],
    "Status": "string",
    "StatusMessage": "string"
  }
}
```

Response Elements

If the action is successful, the service sends back an HTTP 200 response.

The following data is returned in JSON format by the service.

ResolverEndpoint

The response to an AssociateResolverEndpointIpAddress request.

Type: [ResolverEndpoint](#) object

Errors

For information about the errors that are common to all actions, see [Common Errors](#).

InternalServerErrorException

We encountered an unknown error. Try again in a few minutes.

HTTP Status Code: 400

InvalidParameterException

One or more parameters in this request are not valid.

HTTP Status Code: 400

InvalidRequestException

The request is invalid.

HTTP Status Code: 400

LimitExceededException

The request caused one or more limits to be exceeded.

HTTP Status Code: 400

ResourceExistsException

The resource that you tried to create already exists.

HTTP Status Code: 400

ResourceNotFoundException

The specified resource doesn't exist.

HTTP Status Code: 400

ThrottlingException

The request was throttled. Try again in a few minutes.

HTTP Status Code: 400

Examples

AssociateResolverEndpointIpAddress Example

This example illustrates one usage of `AssociateResolverEndpointIpAddress`.

Sample Request

```

POST / HTTP/1.1
Host: route53resolver.us-east-2.amazonaws.com
Accept-Encoding: identity
Content-Length: 107
X-Amz-Target: Route53Resolver.AssociateResolverEndpointIpAddress
X-Amz-Date: 20181101T185222Z
User-Agent: aws-cli/1.16.45 Python/2.7.10 Darwin/16.7.0 botocore/1.12.35
Content-Type: application/x-amz-json-1.1
Authorization: AWS4-HMAC-SHA256
                Credential=AKIAJJ2SONIPEXAMPLE/20181101/us-east-2/route53resolver/
aws4_request,
                SignedHeaders=content-type;host;x-amz-date;x-amz-target,
                Signature=[calculated-signature]

{
  "IpAddress": {
    "SubnetId": "subnet-02f91e0e98example"
  },
  "ResolverEndpointId": "rslvr-in-60b9fd8fdbexample"
}

```

Sample Response

```

HTTP/1.1 200 OK
Date: Thu, 01 Nov 2018 18:52:22 GMT
Content-Type: application/x-amz-json-1.1
Content-Length: 479
x-amzn-RequestId: bda80f7b-0f2c-41d1-9043-f36d3example
Connection: keep-alive

{
  "ResolverEndpoint":{
    "Arn":"arn:aws:route53resolver:us-east-2:0123456789012:resolver-endpoint/rslvr-
in-60b9fd8fdbexample",
    "CreationTime":"2018-11-01T18:44:50.372Z",
    "CreatorRequestId":"1234",
    "Direction":"INBOUND",
    "HostVPCId":"vpc-03cf94c75cexample",
    "Id":"rslvr-in-60b9fd8fdbexample",
    "IpAddressCount":3,
    "ModificationTime":"2018-11-01T18:44:50.372Z",

```

```
    "Name": "MyInbound",
    "SecurityGroupIds": [
        "sg-020a3554aexample"
    ],
    "Status": "UPDATING",
    "StatusMessage": "Updating the Resolver Endpoint"
}
}
```

See Also

For more information about using this API in one of the language-specific AWS SDKs, see the following:

- [AWS Command Line Interface](#)
- [AWS SDK for .NET](#)
- [AWS SDK for C++](#)
- [AWS SDK for Go v2](#)
- [AWS SDK for Java V2](#)
- [AWS SDK for JavaScript V3](#)
- [AWS SDK for PHP V3](#)
- [AWS SDK for Python](#)
- [AWS SDK for Ruby V3](#)

AssociateResolverQueryLogConfig

Service: Amazon Route 53 Resolver

Associates an Amazon VPC with a specified query logging configuration. Route 53 Resolver logs DNS queries that originate in all of the Amazon VPCs that are associated with a specified query logging configuration. To associate more than one VPC with a configuration, submit one AssociateResolverQueryLogConfig request for each VPC.

Note

The VPCs that you associate with a query logging configuration must be in the same Region as the configuration.

To remove a VPC from a query logging configuration, see [DisassociateResolverQueryLogConfig](#).

Request Syntax

```
{
  "ResolverQueryLogConfigId": "string",
  "ResourceId": "string"
}
```

Request Parameters

For information about the parameters that are common to all actions, see [Common Parameters](#).

The request accepts the following data in JSON format.

[ResolverQueryLogConfigId](#)

The ID of the query logging configuration that you want to associate a VPC with.

Type: String

Length Constraints: Minimum length of 1. Maximum length of 64.

Required: Yes

[ResourceId](#)

The ID of an Amazon VPC that you want this query logging configuration to log queries for.

Note

The VPCs and the query logging configuration must be in the same Region.

Type: String

Length Constraints: Minimum length of 1. Maximum length of 64.

Required: Yes

Response Syntax

```
{
  "ResolverQueryLogConfigAssociation": {
    "CreationTime": "string",
    "Error": "string",
    "ErrorMessage": "string",
    "Id": "string",
    "ResolverQueryLogConfigId": "string",
    "ResourceId": "string",
    "Status": "string"
  }
}
```

Response Elements

If the action is successful, the service sends back an HTTP 200 response.

The following data is returned in JSON format by the service.

ResolverQueryLogConfigAssociation

A complex type that contains settings for a specified association between an Amazon VPC and a query logging configuration.

Type: [ResolverQueryLogConfigAssociation](#) object

Errors

For information about the errors that are common to all actions, see [Common Errors](#).

AccessDeniedException

The current account doesn't have the IAM permissions required to perform the specified Resolver operation.

This error can also be thrown when a customer has reached the 5120 character limit for a resource policy for CloudWatch Logs.

HTTP Status Code: 400

InternalServiceErrorException

We encountered an unknown error. Try again in a few minutes.

HTTP Status Code: 400

InvalidParameterException

One or more parameters in this request are not valid.

HTTP Status Code: 400

InvalidRequestException

The request is invalid.

HTTP Status Code: 400

LimitExceededException

The request caused one or more limits to be exceeded.

HTTP Status Code: 400

ResourceExistsException

The resource that you tried to create already exists.

HTTP Status Code: 400

ResourceNotFoundException

The specified resource doesn't exist.

HTTP Status Code: 400

ThrottlingException

The request was throttled. Try again in a few minutes.

HTTP Status Code: 400

Examples

AssociateResolverQueryLogConfig Example

This example illustrates one usage of AssociateResolverQueryLogConfig.

Sample Request

```
POST / HTTP/1.1
Host: route53resolver.us-east-2.amazonaws.com
Accept-Encoding: identity
Content-Length: 107
X-Amz-Target: Route53Resolver.AssociateResolverQueryLogConfig
X-Amz-Date: 20200415T185222Z
User-Agent: aws-cli/1.16.45 Python/2.7.10 Darwin/16.7.0 botocore/1.12.35
Content-Type: application/x-amz-json-1.1
Authorization: AWS4-HMAC-SHA256
                Credential=AKIAJJ2SONIPEXAMPLE/20200415/us-east-2/route53resolver/
aws4_request,
                SignedHeaders=content-type;host;x-amz-date;x-amz-target,
                Signature=[calculated-signature]

{
  "ResolverQueryLogConfigId": "rqlc-8ca61fe7cexample",
  "Resource": {
    "VpcId": "vpc-03cf94c75cexample"
  }
}
```

Sample Response

```
HTTP/1.1 200 OK
Date: Thu, 01 Nov 2018 18:52:22 GMT
Content-Type: application/x-amz-json-1.1
Content-Length: 479
x-amzn-RequestId: bda80f7b-0f2c-41d1-9043-f36d3example
Connection: keep-alive

{
  "ResolverQueryLogConfigAssociation":{
```

```
    "CreationTime": "2020-04-15T18:52:23.30Z",
    "Error": "",
    "ErrorMessage": "",
    "Id": "rqlca-ff85e1ffexample",
    "ResolverQueryLogConfigId": "rqlc-8ca61fe7cexample",
    "Resource": "vpc-03cf94c75cexample",
    "Status": "CREATED"
  }
}
```

See Also

For more information about using this API in one of the language-specific AWS SDKs, see the following:

- [AWS Command Line Interface](#)
- [AWS SDK for .NET](#)
- [AWS SDK for C++](#)
- [AWS SDK for Go v2](#)
- [AWS SDK for Java V2](#)
- [AWS SDK for JavaScript V3](#)
- [AWS SDK for PHP V3](#)
- [AWS SDK for Python](#)
- [AWS SDK for Ruby V3](#)

AssociateResolverRule

Service: Amazon Route 53 Resolver

Associates a Resolver rule with a VPC. When you associate a rule with a VPC, Resolver forwards all DNS queries for the domain name that is specified in the rule and that originate in the VPC. The queries are forwarded to the IP addresses for the DNS resolvers that are specified in the rule. For more information about rules, see [CreateResolverRule](#).

Request Syntax

```
{
  "Name": "string",
  "ResolverRuleId": "string",
  "VPCId": "string"
}
```

Request Parameters

For information about the parameters that are common to all actions, see [Common Parameters](#).

The request accepts the following data in JSON format.

Name

A name for the association that you're creating between a Resolver rule and a VPC.

Type: String

Length Constraints: Maximum length of 64.

Pattern: `(?!^[0-9]+$)([a-zA-Z0-9\-_'\ ']+)`

Required: No

ResolverRuleId

The ID of the Resolver rule that you want to associate with the VPC. To list the existing Resolver rules, use [ListResolverRules](#).

Type: String

Length Constraints: Minimum length of 1. Maximum length of 64.

Required: Yes

VPCId

The ID of the VPC that you want to associate the Resolver rule with.

Type: String

Length Constraints: Minimum length of 1. Maximum length of 64.

Required: Yes

Response Syntax

```
{
  "ResolverRuleAssociation": {
    "Id": "string",
    "Name": "string",
    "ResolverRuleId": "string",
    "Status": "string",
    "StatusMessage": "string",
    "VPCId": "string"
  }
}
```

Response Elements

If the action is successful, the service sends back an HTTP 200 response.

The following data is returned in JSON format by the service.

ResolverRuleAssociation

Information about the AssociateResolverRule request, including the status of the request.

Type: [ResolverRuleAssociation](#) object

Errors

For information about the errors that are common to all actions, see [Common Errors](#).

InternalServerErrorException

We encountered an unknown error. Try again in a few minutes.

HTTP Status Code: 400

InvalidParameterException

One or more parameters in this request are not valid.

HTTP Status Code: 400

InvalidRequestException

The request is invalid.

HTTP Status Code: 400

LimitExceededException

The request caused one or more limits to be exceeded.

HTTP Status Code: 400

ResourceExistsException

The resource that you tried to create already exists.

HTTP Status Code: 400

ResourceNotFoundException

The specified resource doesn't exist.

HTTP Status Code: 400

ResourceUnavailableException

The specified resource isn't available.

HTTP Status Code: 400

ThrottlingException

The request was throttled. Try again in a few minutes.

HTTP Status Code: 400

Examples

AssociateResolverRule Example

This example illustrates one usage of AssociateResolverRule.

Sample Request

```
POST / HTTP/1.1
Host: route53resolver.us-east-2.amazonaws.com
Accept-Encoding: identity
Content-Length: 82
X-Amz-Target: Route53Resolver.AssociateResolverRule
X-Amz-Date: 20181101T192826Z
User-Agent: aws-cli/1.16.45 Python/2.7.10 Darwin/16.7.0 botocore/1.12.35
Content-Type: application/x-amz-json-1.1
Authorization: AWS4-HMAC-SHA256
                Credential=AKIAJJ2SONIPEXAMPLE/20181101/us-east-2/route53resolver/
aws4_request,
                SignedHeaders=content-type;host;x-amz-date;x-amz-target,
                Signature=[calculated-signature]

{
  "VPCId": "vpc-03cf94c75cexample",
  "ResolverRuleId": "rslvr-rr-5328a0899aexample"
}
```

Sample Response

```
HTTP/1.1 200 OK
Date: Thu, 01 Nov 2018 19:28:27 GMT
Content-Type: application/x-amz-json-1.1
Content-Length: 258
x-amzn-RequestId: 9827eb40-87e6-44d6-bee7-a1116example
Connection: keep-alive

{
  "ResolverRuleAssociation":{
    "Id":"rslvr-rrassoc-97242eaf88example",
    "Name":"forward example.com for gamma VPC",
```

```
    "ResolverRuleId": "rslvr-rr-5328a0899example",
    "Status": "CREATING",
    "StatusMessage": "[Trace id: 1-5bdb53db-75f3852c8384ad30fexample], Creating the
association.",
    "VPCId": "vpc-03cf94c75cexample"
  }
}
```

See Also

For more information about using this API in one of the language-specific AWS SDKs, see the following:

- [AWS Command Line Interface](#)
- [AWS SDK for .NET](#)
- [AWS SDK for C++](#)
- [AWS SDK for Go v2](#)
- [AWS SDK for Java V2](#)
- [AWS SDK for JavaScript V3](#)
- [AWS SDK for PHP V3](#)
- [AWS SDK for Python](#)
- [AWS SDK for Ruby V3](#)

CreateFirewallDomainList

Service: Amazon Route 53 Resolver

Creates an empty firewall domain list for use in DNS Firewall rules. You can populate the domains for the new list with a file, using [ImportFirewallDomains](#), or with domain strings, using [UpdateFirewallDomains](#).

Request Syntax

```
{
  "CreatorRequestId": "string",
  "Name": "string",
  "Tags": [
    {
      "Key": "string",
      "Value": "string"
    }
  ]
}
```

Request Parameters

For information about the parameters that are common to all actions, see [Common Parameters](#).

The request accepts the following data in JSON format.

[CreatorRequestId](#)

A unique string that identifies the request and that allows you to retry failed requests without the risk of running the operation twice. `CreatorRequestId` can be any unique string, for example, a date/time stamp.

Type: String

Length Constraints: Minimum length of 1. Maximum length of 255.

Required: Yes

[Name](#)

A name that lets you identify the domain list to manage and use it.

Type: String

Length Constraints: Maximum length of 64.

Pattern: `(?!^[0-9]+$)([a-zA-Z0-9\-_'\ ']+)`

Required: Yes

Tags

A list of the tag keys and values that you want to associate with the domain list.

Type: Array of [Tag](#) objects

Array Members: Maximum number of 200 items.

Required: No

Response Syntax

```
{
  "FirewallDomainList": {
    "Arn": "string",
    "CreationTime": "string",
    "CreatorRequestId": "string",
    "DomainCount": number,
    "Id": "string",
    "ManagedOwnerName": "string",
    "ModificationTime": "string",
    "Name": "string",
    "Status": "string",
    "StatusMessage": "string"
  }
}
```

Response Elements

If the action is successful, the service sends back an HTTP 200 response.

The following data is returned in JSON format by the service.

FirewallDomainList

The domain list that you just created.

Type: [FirewallDomainList](#) object

Errors

For information about the errors that are common to all actions, see [Common Errors](#).

AccessDeniedException

The current account doesn't have the IAM permissions required to perform the specified Resolver operation.

This error can also be thrown when a customer has reached the 5120 character limit for a resource policy for CloudWatch Logs.

HTTP Status Code: 400

InternalServerErrorException

We encountered an unknown error. Try again in a few minutes.

HTTP Status Code: 400

LimitExceededException

The request caused one or more limits to be exceeded.

HTTP Status Code: 400

ThrottlingException

The request was throttled. Try again in a few minutes.

HTTP Status Code: 400

ValidationException

You have provided an invalid command. If you ran the `UpdateFirewallDomains` request, supported values are `ADD`, `REMOVE`, or `REPLACE` a domain.

HTTP Status Code: 400

See Also

For more information about using this API in one of the language-specific AWS SDKs, see the following:

- [AWS Command Line Interface](#)

- [AWS SDK for .NET](#)
- [AWS SDK for C++](#)
- [AWS SDK for Go v2](#)
- [AWS SDK for Java V2](#)
- [AWS SDK for JavaScript V3](#)
- [AWS SDK for PHP V3](#)
- [AWS SDK for Python](#)
- [AWS SDK for Ruby V3](#)

CreateFirewallRule

Service: Amazon Route 53 Resolver

Creates a single DNS Firewall rule in the specified rule group, using the specified domain list.

Request Syntax

```
{
  "Action": "string",
  "BlockOverrideDnsType": "string",
  "BlockOverrideDomain": "string",
  "BlockOverrideTtl": number,
  "BlockResponse": "string",
  "CreatorRequestId": "string",
  "FirewallDomainListId": "string",
  "FirewallDomainRedirectionAction": "string",
  "FirewallRuleGroupId": "string",
  "Name": "string",
  "Priority": number,
  "Qtype": "string"
}
```

Request Parameters

For information about the parameters that are common to all actions, see [Common Parameters](#).

The request accepts the following data in JSON format.

Action

The action that DNS Firewall should take on a DNS query when it matches one of the domains in the rule's domain list:

- ALLOW - Permit the request to go through.
- ALERT - Permit the request and send metrics and logs to Cloud Watch.
- BLOCK - Disallow the request. This option requires additional details in the rule's BlockResponse.

Type: String

Valid Values: ALLOW | BLOCK | ALERT

Required: Yes

BlockOverrideDnsType

The DNS record's type. This determines the format of the record value that you provided in `BlockOverrideDomain`. Used for the rule action `BLOCK` with a `BlockResponse` setting of `OVERRIDE`.

This setting is required if the `BlockResponse` setting is `OVERRIDE`.

Type: String

Valid Values: CNAME

Required: No

BlockOverrideDomain

The custom DNS record to send back in response to the query. Used for the rule action `BLOCK` with a `BlockResponse` setting of `OVERRIDE`.

This setting is required if the `BlockResponse` setting is `OVERRIDE`.

Type: String

Length Constraints: Minimum length of 1. Maximum length of 255.

Required: No

BlockOverrideTtl

The recommended amount of time, in seconds, for the DNS resolver or web browser to cache the provided override record. Used for the rule action `BLOCK` with a `BlockResponse` setting of `OVERRIDE`.

This setting is required if the `BlockResponse` setting is `OVERRIDE`.

Type: Integer

Valid Range: Minimum value of 0. Maximum value of 604800.

Required: No

BlockResponse

The way that you want DNS Firewall to block the request, used with the rule action setting `BLOCK`.

- **NODATA** - Respond indicating that the query was successful, but no response is available for it.
- **NXDOMAIN** - Respond indicating that the domain name that's in the query doesn't exist.
- **OVERRIDE** - Provide a custom override in the response. This option requires custom handling details in the rule's `BlockOverride*` settings.

This setting is required if the rule action setting is **BLOCK**.

Type: String

Valid Values: **NODATA** | **NXDOMAIN** | **OVERRIDE**

Required: No

CreatorRequestId

A unique string that identifies the request and that allows you to retry failed requests without the risk of running the operation twice. `CreatorRequestId` can be any unique string, for example, a date/time stamp.

Type: String

Length Constraints: Minimum length of 1. Maximum length of 255.

Required: Yes

FirewallDomainListId

The ID of the domain list that you want to use in the rule.

Type: String

Length Constraints: Minimum length of 1. Maximum length of 64.

Required: Yes

FirewallDomainRedirectionAction

How you want the the rule to evaluate DNS redirection in the DNS redirection chain, such as **CNAME** or **DNAME**.

`Inspect_Redirection_Domain` (Default) inspects all domains in the redirection chain. The individual domains in the redirection chain must be added to the domain list.

`Trust_Redirection_Domain` inspects only the first domain in the redirection chain. You don't need to add the subsequent domains in the domain in the redirection list to the domain list.

Type: String

Valid Values: `INSPECT_REDIRECTION_DOMAIN` | `TRUST_REDIRECTION_DOMAIN`

Required: No

FirewallRuleGroupId

The unique identifier of the firewall rule group where you want to create the rule.

Type: String

Length Constraints: Minimum length of 1. Maximum length of 64.

Required: Yes

Name

A name that lets you identify the rule in the rule group.

Type: String

Length Constraints: Maximum length of 64.

Pattern: `(?!^[0-9]+$)([a-zA-Z0-9\-_'\ ']+)`

Required: Yes

Priority

The setting that determines the processing order of the rule in the rule group. DNS Firewall processes the rules in a rule group by order of priority, starting from the lowest setting.

You must specify a unique priority for each rule in a rule group. To make it easier to insert rules later, leave space between the numbers, for example, use 100, 200, and so on. You can change the priority setting for the rules in a rule group at any time.

Type: Integer

Required: Yes

Qtype

The DNS query type you want the rule to evaluate. Allowed values are;

- A: Returns an IPv4 address.
- AAAA: Returns an Ipv6 address.
- CAA: Restricts CAs that can create SSL/TLS certifications for the domain.
- CNAME: Returns another domain name.
- DS: Record that identifies the DNSSEC signing key of a delegated zone.
- MX: Specifies mail servers.
- NAPTR: Regular-expression-based rewriting of domain names.
- NS: Authoritative name servers.
- PTR: Maps an IP address to a domain name.
- SOA: Start of authority record for the zone.
- SPF: Lists the servers authorized to send emails from a domain.
- SRV: Application specific values that identify servers.
- TXT: Verifies email senders and application-specific values.
- A query type you define by using the DNS type ID, for example 28 for AAAA. The values must be defined as TYPENUMBER, where the NUMBER can be 1-65534, for example, TYPE28. For more information, see [List of DNS record types](#).

Type: String

Length Constraints: Minimum length of 1. Maximum length of 16.

Required: No

Response Syntax

```
{
  "FirewallRule": {
    "Action": "string",
    "BlockOverrideDnsType": "string",
    "BlockOverrideDomain": "string",
    "BlockOverrideTtl": number,
    "BlockResponse": "string",
    "CreationTime": "string",
```

```
"CreatorRequestId": "string",
"FirewallDomainListId": "string",
"FirewallDomainRedirectionAction": "string",
"FirewallRuleGroupId": "string",
"ModificationTime": "string",
"Name": "string",
"Priority": number,
"Qtype": "string"
}
}
```

Response Elements

If the action is successful, the service sends back an HTTP 200 response.

The following data is returned in JSON format by the service.

FirewallRule

The firewall rule that you just created.

Type: [FirewallRule](#) object

Errors

For information about the errors that are common to all actions, see [Common Errors](#).

AccessDeniedException

The current account doesn't have the IAM permissions required to perform the specified Resolver operation.

This error can also be thrown when a customer has reached the 5120 character limit for a resource policy for CloudWatch Logs.

HTTP Status Code: 400

InternalServerErrorException

We encountered an unknown error. Try again in a few minutes.

HTTP Status Code: 400

LimitExceededException

The request caused one or more limits to be exceeded.

HTTP Status Code: 400

ResourceNotFoundException

The specified resource doesn't exist.

HTTP Status Code: 400

ThrottlingException

The request was throttled. Try again in a few minutes.

HTTP Status Code: 400

ValidationException

You have provided an invalid command. If you ran the `UpdateFirewallDomains` request, supported values are `ADD`, `REMOVE`, or `REPLACE` a domain.

HTTP Status Code: 400

See Also

For more information about using this API in one of the language-specific AWS SDKs, see the following:

- [AWS Command Line Interface](#)
- [AWS SDK for .NET](#)
- [AWS SDK for C++](#)
- [AWS SDK for Go v2](#)
- [AWS SDK for Java V2](#)
- [AWS SDK for JavaScript V3](#)
- [AWS SDK for PHP V3](#)
- [AWS SDK for Python](#)
- [AWS SDK for Ruby V3](#)

CreateFirewallRuleGroup

Service: Amazon Route 53 Resolver

Creates an empty DNS Firewall rule group for filtering DNS network traffic in a VPC. You can add rules to the new rule group by calling [CreateFirewallRule](#).

Request Syntax

```
{
  "CreatorRequestId": "string",
  "Name": "string",
  "Tags": [
    {
      "Key": "string",
      "Value": "string"
    }
  ]
}
```

Request Parameters

For information about the parameters that are common to all actions, see [Common Parameters](#).

The request accepts the following data in JSON format.

[CreatorRequestId](#)

A unique string defined by you to identify the request. This allows you to retry failed requests without the risk of running the operation twice. This can be any unique string, for example, a timestamp.

Type: String

Length Constraints: Minimum length of 1. Maximum length of 255.

Required: Yes

[Name](#)

A name that lets you identify the rule group, to manage and use it.

Type: String

Length Constraints: Maximum length of 64.

Pattern: `(?!^[0-9]+$)([a-zA-Z0-9\-_ ']+)`

Required: Yes

Tags

A list of the tag keys and values that you want to associate with the rule group.

Type: Array of [Tag](#) objects

Array Members: Maximum number of 200 items.

Required: No

Response Syntax

```
{
  "FirewallRuleGroup": {
    "Arn": "string",
    "CreationTime": "string",
    "CreatorRequestId": "string",
    "Id": "string",
    "ModificationTime": "string",
    "Name": "string",
    "OwnerId": "string",
    "RuleCount": number,
    "ShareStatus": "string",
    "Status": "string",
    "StatusMessage": "string"
  }
}
```

Response Elements

If the action is successful, the service sends back an HTTP 200 response.

The following data is returned in JSON format by the service.

[FirewallRuleGroup](#)

A collection of rules used to filter DNS network traffic.

Type: [FirewallRuleGroup](#) object

Errors

For information about the errors that are common to all actions, see [Common Errors](#).

AccessDeniedException

The current account doesn't have the IAM permissions required to perform the specified Resolver operation.

This error can also be thrown when a customer has reached the 5120 character limit for a resource policy for CloudWatch Logs.

HTTP Status Code: 400

InternalServerErrorException

We encountered an unknown error. Try again in a few minutes.

HTTP Status Code: 400

LimitExceededException

The request caused one or more limits to be exceeded.

HTTP Status Code: 400

ThrottlingException

The request was throttled. Try again in a few minutes.

HTTP Status Code: 400

ValidationException

You have provided an invalid command. If you ran the `UpdateFirewallDomains` request, supported values are `ADD`, `REMOVE`, or `REPLACE` a domain.

HTTP Status Code: 400

See Also

For more information about using this API in one of the language-specific AWS SDKs, see the following:

- [AWS Command Line Interface](#)
- [AWS SDK for .NET](#)
- [AWS SDK for C++](#)
- [AWS SDK for Go v2](#)
- [AWS SDK for Java V2](#)
- [AWS SDK for JavaScript V3](#)
- [AWS SDK for PHP V3](#)
- [AWS SDK for Python](#)
- [AWS SDK for Ruby V3](#)

CreateOutpostResolver

Service: Amazon Route 53 Resolver

Creates a Amazon Route 53 Resolver on an Outpost.

Request Syntax

```
{
  "CreatorRequestId": "string",
  "InstanceCount": number,
  "Name": "string",
  "OutpostArn": "string",
  "PreferredInstanceType": "string",
  "Tags": [
    {
      "Key": "string",
      "Value": "string"
    }
  ]
}
```

Request Parameters

For information about the parameters that are common to all actions, see [Common Parameters](#).

The request accepts the following data in JSON format.

CreatorRequestId

A unique string that identifies the request and that allows failed requests to be retried without the risk of running the operation twice.

CreatorRequestId can be any unique string, for example, a date/time stamp.

Type: String

Length Constraints: Minimum length of 1. Maximum length of 255.

Required: Yes

InstanceCount

Number of Amazon EC2 instances for the Resolver on Outpost. The default and minimal value is 4.

Type: Integer

Required: No

Name

A friendly name that lets you easily find a configuration in the Resolver dashboard in the Route 53 console.

Type: String

Length Constraints: Minimum length of 1. Maximum length of 255.

Required: Yes

OutpostArn

The Amazon Resource Name (ARN) of the Outpost. If you specify this, you must also specify a value for the `PreferredInstanceType`.

Type: String

Length Constraints: Minimum length of 1. Maximum length of 255.

Pattern: `^arn:aws([a-z-]+)?:outposts:[a-z\d-]+\:\d{12}:outpost/op-[a-f0-9]{17}$`

Required: Yes

PreferredInstanceType

The Amazon EC2 instance type. If you specify this, you must also specify a value for the `OutpostArn`.

Type: String

Length Constraints: Minimum length of 1. Maximum length of 255.

Required: Yes

Tags

A string that helps identify the Route 53 Resolvers on Outpost.

Type: Array of [Tag](#) objects

Array Members: Maximum number of 200 items.

Required: No

Response Syntax

```
{
  "OutpostResolver": {
    "Arn": "string",
    "CreationTime": "string",
    "CreatorRequestId": "string",
    "Id": "string",
    "InstanceCount": number,
    "ModificationTime": "string",
    "Name": "string",
    "OutpostArn": "string",
    "PreferredInstanceType": "string",
    "Status": "string",
    "StatusMessage": "string"
  }
}
```

Response Elements

If the action is successful, the service sends back an HTTP 200 response.

The following data is returned in JSON format by the service.

OutpostResolver

Information about the `CreateOutpostResolver` request, including the status of the request.

Type: [OutpostResolver](#) object

Errors

For information about the errors that are common to all actions, see [Common Errors](#).

AccessDeniedException

The current account doesn't have the IAM permissions required to perform the specified Resolver operation.

This error can also be thrown when a customer has reached the 5120 character limit for a resource policy for CloudWatch Logs.

HTTP Status Code: 400

InternalServerErrorException

We encountered an unknown error. Try again in a few minutes.

HTTP Status Code: 400

ResourceNotFoundException

The specified resource doesn't exist.

HTTP Status Code: 400

ServiceQuotaExceededException

Fulfilling the request would cause one or more quotas to be exceeded.

HTTP Status Code: 400

ThrottlingException

The request was throttled. Try again in a few minutes.

HTTP Status Code: 400

ValidationException

You have provided an invalid command. If you ran the `UpdateFirewallDomains` request, supported values are `ADD`, `REMOVE`, or `REPLACE` a domain.

HTTP Status Code: 400

Examples

CreateOutpostResolver Example

This example illustrates one usage of `CreateOutpostResolver`.

Sample Request

```
POST / HTTP/1.1
```

```

Host: route53resolver.us-west-2.amazonaws.com
Accept-Encoding: identity
Content-Length: 214
X-Amz-Target: Route53Resolver.CreateOutpostResolver
X-Amz-Date: 20230718T192937Z
User-Agent: aws-cli/2.11.9 Python/3.11.2 Darwin/22.5.0 exe/x86_64 prompt/off command/
route53resolver.create-outpost-resolver
Content-Type: application/x-amz-json-1.1
Authorization: AWS4-HMAC-SHA256
                Credential=AKIAJJ2SONIPEXAMPLE/20230718/us-west-2/route53resolver/
aws4_request,
                SignedHeaders=content-type;host;x-amz-date;x-amz-security-token;x-amz-
target,
                Signature=[calculated-signature]

{
  "CreatorRequestId": "my-first-outpost-resolver",
  "Name": "ResolverFor0p0123example456op7",
  "PreferredInstanceType": "m5.large",
  "OutpostArn": "arn:aws:outposts:us-west-2:123456789012:outpost/
op-0123example456op7"
}

```

Sample Response

```

HTTP/1.1 200 OK
Date: Tue, 18 Jul 2023 19:29:39 GMT
Content-Type: application/x-amz-json-1.1
Content-Length: 559
x-amzn-RequestId: 08afd081-9d67-4281-a277-b3880example
Connection: keep-alive

{
  "OutpostResolver": {
    "Arn": "arn:aws:route53resolver:us-west-2:123456789012:outpost-resolver/rslvr-
op-b12345example678",
    "CreationTime": "2023-07-18T19:29:39.697440Z",
    "ModificationTime": "2023-07-18T19:29:39.697440Z",
    "CreatorRequestId": "my-first-outpost-resolver",
    "Id": "rslvr-op-b12345example678",
    "InstanceCount": 4,
    "PreferredInstanceType": "m5.large",
    "Name": "ResolverFor0p0123example456op7",

```

```
    "Status": "CREATING",
    "StatusMessage": "Creating the Resolver might take up to 90 minutes.",
    "OutpostArn": "arn:aws:outposts:us-west-2:123456789012:outpost/
op-0123example456op7"
  }
}
```

See Also

For more information about using this API in one of the language-specific AWS SDKs, see the following:

- [AWS Command Line Interface](#)
- [AWS SDK for .NET](#)
- [AWS SDK for C++](#)
- [AWS SDK for Go v2](#)
- [AWS SDK for Java V2](#)
- [AWS SDK for JavaScript V3](#)
- [AWS SDK for PHP V3](#)
- [AWS SDK for Python](#)
- [AWS SDK for Ruby V3](#)

CreateResolverEndpoint

Service: Amazon Route 53 Resolver

Creates a Resolver endpoint. There are two types of Resolver endpoints, inbound and outbound:

- An *inbound Resolver endpoint* forwards DNS queries to the DNS service for a VPC from your network.
- An *outbound Resolver endpoint* forwards DNS queries from the DNS service for a VPC to your network.

Request Syntax

```
{
  "CreatorRequestId": "string",
  "Direction": "string",
  "IpAddresses": [
    {
      "Ip": "string",
      "Ipv6": "string",
      "SubnetId": "string"
    }
  ],
  "Name": "string",
  "OutpostArn": "string",
  "PreferredInstanceType": "string",
  "Protocols": [ "string" ],
  "ResolverEndpointType": "string",
  "SecurityGroupIds": [ "string" ],
  "Tags": [
    {
      "Key": "string",
      "Value": "string"
    }
  ]
}
```

Request Parameters

For information about the parameters that are common to all actions, see [Common Parameters](#).

The request accepts the following data in JSON format.

CreatorRequestId

A unique string that identifies the request and that allows failed requests to be retried without the risk of running the operation twice. `CreatorRequestId` can be any unique string, for example, a date/time stamp.

Type: String

Length Constraints: Minimum length of 1. Maximum length of 255.

Required: Yes

Direction

Specify the applicable value:

- **INBOUND:** Resolver forwards DNS queries to the DNS service for a VPC from your network
- **OUTBOUND:** Resolver forwards DNS queries from the DNS service for a VPC to your network

Type: String

Valid Values: INBOUND | OUTBOUND

Required: Yes

IpAddresses

The subnets and IP addresses in your VPC that DNS queries originate from (for outbound endpoints) or that you forward DNS queries to (for inbound endpoints). The subnet ID uniquely identifies a VPC.

Note

Even though the minimum is 1, Route 53 requires that you create at least two.

Type: Array of [IpAddressRequest](#) objects

Array Members: Minimum number of 2 items. Maximum number of 20 items.

Required: Yes

Name

A friendly name that lets you easily find a configuration in the Resolver dashboard in the Route 53 console.

Type: String

Length Constraints: Maximum length of 64.

Pattern: `(?!^[0-9]+$)([a-zA-Z0-9\-_'\ ']+)`

Required: No

OutpostArn

The Amazon Resource Name (ARN) of the Outpost. If you specify this, you must also specify a value for the `PreferredInstanceType`.

Type: String

Length Constraints: Minimum length of 1. Maximum length of 255.

Pattern: `^arn:aws([a-z-]+)?:outposts:[a-z\d-]+\:\d{12}:outpost/op-[a-f0-9]{17}$`

Required: No

PreferredInstanceType

The instance type. If you specify this, you must also specify a value for the `OutpostArn`.

Type: String

Length Constraints: Minimum length of 1. Maximum length of 255.

Required: No

Protocols

The protocols you want to use for the endpoint. DoH-FIPS is applicable for inbound endpoints only.

For an inbound endpoint you can apply the protocols as follows:

- Do53 and DoH in combination.
- Do53 and DoH-FIPS in combination.

- Do53 alone.
- DoH alone.
- DoH-FIPS alone.
- None, which is treated as Do53.

For an outbound endpoint you can apply the protocols as follows:

- Do53 and DoH in combination.
- Do53 alone.
- DoH alone.
- None, which is treated as Do53.

Type: Array of strings

Array Members: Minimum number of 1 item. Maximum number of 2 items.

Valid Values: DoH | Do53 | DoH-FIPS

Required: No

ResolverEndpointType

For the endpoint type you can choose either IPv4, IPv6, or dual-stack. A dual-stack endpoint means that it will resolve via both IPv4 and IPv6. This endpoint type is applied to all IP addresses.

Type: String

Valid Values: IPV6 | IPV4 | DUALSTACK

Required: No

SecurityGroupIds

The ID of one or more security groups that you want to use to control access to this VPC. The security group that you specify must include one or more inbound rules (for inbound Resolver endpoints) or outbound rules (for outbound Resolver endpoints). Inbound and outbound rules must allow TCP and UDP access. For inbound access, open port 53. For outbound access, open the port that you're using for DNS queries on your network.

Some security group rules will cause your connection to be tracked. For outbound resolver endpoint, it can potentially impact the maximum queries per second from outbound endpoint

to your target name server. For inbound resolver endpoint, it can bring down the overall maximum queries per second per IP address to as low as 1500. To avoid connection tracking caused by security group, see [Untracked connections](#).

Type: Array of strings

Length Constraints: Minimum length of 1. Maximum length of 64.

Required: Yes

Tags

A list of the tag keys and values that you want to associate with the endpoint.

Type: Array of [Tag](#) objects

Array Members: Maximum number of 200 items.

Required: No

Response Syntax

```
{
  "ResolverEndpoint": {
    "Arn": "string",
    "CreationTime": "string",
    "CreatorRequestId": "string",
    "Direction": "string",
    "HostVPCId": "string",
    "Id": "string",
    "IpAddressCount": number,
    "ModificationTime": "string",
    "Name": "string",
    "OutpostArn": "string",
    "PreferredInstanceType": "string",
    "Protocols": [ "string" ],
    "ResolverEndpointType": "string",
    "SecurityGroupIds": [ "string" ],
    "Status": "string",
    "StatusMessage": "string"
  }
}
```

Response Elements

If the action is successful, the service sends back an HTTP 200 response.

The following data is returned in JSON format by the service.

ResolverEndpoint

Information about the `CreateResolverEndpoint` request, including the status of the request.

Type: [ResolverEndpoint](#) object

Errors

For information about the errors that are common to all actions, see [Common Errors](#).

AccessDeniedException

The current account doesn't have the IAM permissions required to perform the specified Resolver operation.

This error can also be thrown when a customer has reached the 5120 character limit for a resource policy for CloudWatch Logs.

HTTP Status Code: 400

InternalServerErrorException

We encountered an unknown error. Try again in a few minutes.

HTTP Status Code: 400

InvalidParameterException

One or more parameters in this request are not valid.

HTTP Status Code: 400

InvalidRequestException

The request is invalid.

HTTP Status Code: 400

LimitExceededException

The request caused one or more limits to be exceeded.

HTTP Status Code: 400

ResourceExistsException

The resource that you tried to create already exists.

HTTP Status Code: 400

ResourceNotFoundException

The specified resource doesn't exist.

HTTP Status Code: 400

ThrottlingException

The request was throttled. Try again in a few minutes.

HTTP Status Code: 400

Examples

CreateResolverEndpoint Example

This example illustrates one usage of CreateResolverEndpoint.

Sample Request

```
POST / HTTP/1.1
Host: route53resolver.us-east-2.amazonaws.com
Accept-Encoding: identity
Content-Length: 283
X-Amz-Target: Route53Resolver.CreateResolverEndpoint
X-Amz-Date: 20181101T191344Z
User-Agent: aws-cli/1.16.45 Python/2.7.10 Darwin/16.7.0 botocore/1.12.35
Content-Type: application/x-amz-json-1.1
Authorization: AWS4-HMAC-SHA256
                Credential=AKIAJJ2SONIPEXAMPLE/20181101/us-east-2/route53resolver/
aws4_request,
                SignedHeaders=content-type;host;x-amz-date;x-amz-target,
                Signature=[calculated-signature]
```

```
{
  "Direction": "OUTBOUND",
  "Name": "MyOutbound",
  "Tags": [
    {
      "Key": "LineOfBusiness",
      "Value": "Engineering"
    }
  ],
  "CreatorRequestId": "5678",
  "SecurityGroupIds": [
    "sg-071b99f42example"
  ],
  "IpAddresses": [
    {
      "SubnetId": "subnet-0bca4d363dexample"
    },
    {
      "SubnetId": "subnet-0bca4d363dexample"
    }
  ]
}
```

Sample Response

```
HTTP/1.1 200 OK
Date: Thu, 01 Nov 2018 19:13:44 GMT
Content-Type: application/x-amz-json-1.1
Content-Length: 531
x-amzn-RequestId: 08afd081-9d67-4281-a277-b3880example
Connection: keep-alive

{
  "ResolverEndpoint": {
    "Arn": "arn:aws:route53resolver:us-east-2:123456789012:resolver-endpoint/rslvr-out-fdc049932dexample",
    "CreationTime": "2018-11-01T19:13:44.830Z",
    "CreatorRequestId": "5678",
    "Direction": "OUTBOUND",
    "HostVPCId": "vpc-0dd415a0edexample",
    "Id": "rslvr-out-fdc049932dexample",
    "IpAddressCount": 2,
```

```
    "ModificationTime": "2018-11-01T19:13:44.830Z",
    "Name": "MyOutbound",
    "SecurityGroupIds": [
        "sg-071b99f42example"
    ],
    "Status": "CREATING",
    "StatusMessage": "[Trace id: 1-5bdb5068-e0bdc4d232b1a3fe9c344c10] Creating the
Resolver Endpoint"
  }
}
```

See Also

For more information about using this API in one of the language-specific AWS SDKs, see the following:

- [AWS Command Line Interface](#)
- [AWS SDK for .NET](#)
- [AWS SDK for C++](#)
- [AWS SDK for Go v2](#)
- [AWS SDK for Java V2](#)
- [AWS SDK for JavaScript V3](#)
- [AWS SDK for PHP V3](#)
- [AWS SDK for Python](#)
- [AWS SDK for Ruby V3](#)

CreateResolverQueryLogConfig

Service: Amazon Route 53 Resolver

Creates a Resolver query logging configuration, which defines where you want Resolver to save DNS query logs that originate in your VPCs. Resolver can log queries only for VPCs that are in the same Region as the query logging configuration.

To specify which VPCs you want to log queries for, you use `AssociateResolverQueryLogConfig`. For more information, see [AssociateResolverQueryLogConfig](#).

You can optionally use AWS Resource Access Manager (AWS RAM) to share a query logging configuration with other AWS accounts. The other accounts can then associate VPCs with the configuration. The query logs that Resolver creates for a configuration include all DNS queries that originate in all VPCs that are associated with the configuration.

Request Syntax

```
{
  "CreatorRequestId": "string",
  "DestinationArn": "string",
  "Name": "string",
  "Tags": [
    {
      "Key": "string",
      "Value": "string"
    }
  ]
}
```

Request Parameters

For information about the parameters that are common to all actions, see [Common Parameters](#).

The request accepts the following data in JSON format.

CreatorRequestId

A unique string that identifies the request and that allows failed requests to be retried without the risk of running the operation twice. `CreatorRequestId` can be any unique string, for example, a date/time stamp.

Type: String

Length Constraints: Minimum length of 1. Maximum length of 255.

Required: Yes

DestinationArn

The ARN of the resource that you want Resolver to send query logs. You can send query logs to an S3 bucket, a CloudWatch Logs log group, or a Kinesis Data Firehose delivery stream. Examples of valid values include the following:

- **S3 bucket:**

```
arn:aws:s3:::examplebucket
```

You can optionally append a file prefix to the end of the ARN.

```
arn:aws:s3:::examplebucket/development/
```

- **CloudWatch Logs log group:**

```
arn:aws:logs:us-west-1:123456789012:log-group:/mystack-testgroup-12ABC1AB12A1:*
```

- **Kinesis Data Firehose delivery stream:**

```
arn:aws:kinesis:us-east-2:0123456789:stream/my_stream_name
```

Type: String

Length Constraints: Minimum length of 1. Maximum length of 600.

Required: Yes

Name

The name that you want to give the query logging configuration.

Type: String

Length Constraints: Minimum length of 1. Maximum length of 64.

Pattern: `(?!^[0-9]+$)([a-zA-Z0-9\-_'\ ']+)`

Required: Yes

Tags

A list of the tag keys and values that you want to associate with the query logging configuration.

Type: Array of [Tag](#) objects

Array Members: Maximum number of 200 items.

Required: No

Response Syntax

```
{
  "ResolverQueryLogConfig": {
    "Arn": "string",
    "AssociationCount": number,
    "CreationTime": "string",
    "CreatorRequestId": "string",
    "DestinationArn": "string",
    "Id": "string",
    "Name": "string",
    "OwnerId": "string",
    "ShareStatus": "string",
    "Status": "string"
  }
}
```

Response Elements

If the action is successful, the service sends back an HTTP 200 response.

The following data is returned in JSON format by the service.

[ResolverQueryLogConfig](#)

Information about the `CreateResolverQueryLogConfig` request, including the status of the request.

Type: [ResolverQueryLogConfig](#) object

Errors

For information about the errors that are common to all actions, see [Common Errors](#).

AccessDeniedException

The current account doesn't have the IAM permissions required to perform the specified Resolver operation.

This error can also be thrown when a customer has reached the 5120 character limit for a resource policy for CloudWatch Logs.

HTTP Status Code: 400

InternalServerErrorException

We encountered an unknown error. Try again in a few minutes.

HTTP Status Code: 400

InvalidParameterException

One or more parameters in this request are not valid.

HTTP Status Code: 400

InvalidRequestException

The request is invalid.

HTTP Status Code: 400

LimitExceededException

The request caused one or more limits to be exceeded.

HTTP Status Code: 400

ResourceExistsException

The resource that you tried to create already exists.

HTTP Status Code: 400

ResourceNotFoundException

The specified resource doesn't exist.

HTTP Status Code: 400

ThrottlingException

The request was throttled. Try again in a few minutes.

HTTP Status Code: 400

Examples

CreateResolverQueryLogConfig Example

This example illustrates one usage of CreateResolverQueryLogConfig.

Sample Request

```
POST / HTTP/1.1
Host: route53resolver.us-east-2.amazonaws.com
Accept-Encoding: identity
Content-Length: 283
X-Amz-Target: Route53Resolver.CreateResolverQueryLogConfig
X-Amz-Date: 20200415T191344Z
User-Agent: aws-cli/1.16.45 Python/2.7.10 Darwin/16.7.0 botocore/1.12.35
Content-Type: application/x-amz-json-1.1
Authorization: AWS4-HMAC-SHA256
                Credential=AKIAJJ2SONIPEXAMPLE/20181101/us-east-2/route53resolver/
aws4_request,
                SignedHeaders=content-type;host;x-amz-date;x-amz-target,
                Signature=[calculated-signature]

{
  "CreatorRequestId": "ramirezd-20200415T191001Z",
  "DestinationArn": "arn:aws:s3:::examplebucket/development/",
  "Name": "MyQueryLog",
  "Tags": [
    {
      "Key": "LineOfBusiness",
      "Value": "Engineering"
    }
  ]
}
```

Sample Response

```
HTTP/1.1 200 OK
```

```
Date: Thu, 01 Nov 2018 19:13:44 GMT
Content-Type: application/x-amz-json-1.1
Content-Length: 531
x-amzn-RequestId: 08afd081-9d67-4281-a277-b3880example
Connection: keep-alive

{
  "ResolverQueryLogConfig": {
    "Arn": "arn:aws:route53resolver:us-east-1:111122223333:resolver-query-log-
config/rqlc-8ca61fe7cexample",
    "AssociationCount": "1",
    "CreationTime": "20200415T191604Z",
    "CreatorRequestId": "ramirezd-20200415T191001Z",
    "DestinationArn": "arn:aws:s3:::examplebucket/development/",
    "Id": "rqlc-8ca61fe7cexample",
    "Name": "MyQueryLog",
    "OwnerId": "111122223333",
    "ShareStatus": "NOT_SHARED",
    "Status": "CREATING"
  }
}
```

See Also

For more information about using this API in one of the language-specific AWS SDKs, see the following:

- [AWS Command Line Interface](#)
- [AWS SDK for .NET](#)
- [AWS SDK for C++](#)
- [AWS SDK for Go v2](#)
- [AWS SDK for Java V2](#)
- [AWS SDK for JavaScript V3](#)
- [AWS SDK for PHP V3](#)
- [AWS SDK for Python](#)
- [AWS SDK for Ruby V3](#)

CreateResolverRule

Service: Amazon Route 53 Resolver

For DNS queries that originate in your VPCs, specifies which Resolver endpoint the queries pass through, one domain name that you want to forward to your network, and the IP addresses of the DNS resolvers in your network.

Request Syntax

```
{
  "CreatorRequestId": "string",
  "DomainName": "string",
  "Name": "string",
  "ResolverEndpointId": "string",
  "RuleType": "string",
  "Tags": [
    {
      "Key": "string",
      "Value": "string"
    }
  ],
  "TargetIps": [
    {
      "Ip": "string",
      "Ipv6": "string",
      "Port": number,
      "Protocol": "string"
    }
  ]
}
```

Request Parameters

For information about the parameters that are common to all actions, see [Common Parameters](#).

The request accepts the following data in JSON format.

CreatorRequestId

A unique string that identifies the request and that allows failed requests to be retried without the risk of running the operation twice. `CreatorRequestId` can be any unique string, for example, a date/time stamp.

Type: String

Length Constraints: Minimum length of 1. Maximum length of 255.

Required: Yes

DomainName

DNS queries for this domain name are forwarded to the IP addresses that you specify in `TargetIps`. If a query matches multiple Resolver rules (example.com and www.example.com), outbound DNS queries are routed using the Resolver rule that contains the most specific domain name (www.example.com).

Type: String

Length Constraints: Minimum length of 1. Maximum length of 256.

Required: No

Name

A friendly name that lets you easily find a rule in the Resolver dashboard in the Route 53 console.

Type: String

Length Constraints: Maximum length of 64.

Pattern: `(?!^[0-9]+$)([a-zA-Z0-9\-_'\ ']+)`

Required: No

ResolverEndpointId

The ID of the outbound Resolver endpoint that you want to use to route DNS queries to the IP addresses that you specify in `TargetIps`.

Type: String

Length Constraints: Minimum length of 1. Maximum length of 64.

Required: No

RuleType

When you want to forward DNS queries for specified domain name to resolvers on your network, specify FORWARD.

When you have a forwarding rule to forward DNS queries for a domain to your network and you want Resolver to process queries for a subdomain of that domain, specify `SYSTEM`.

For example, to forward DNS queries for `example.com` to resolvers on your network, you create a rule and specify `FORWARD` for `RuleType`. To then have Resolver process queries for `apex.example.com`, you create a rule and specify `SYSTEM` for `RuleType`.

Currently, only Resolver can create rules that have a value of `RECURSIVE` for `RuleType`.

Type: String

Valid Values: `FORWARD` | `SYSTEM` | `RECURSIVE`

Required: Yes

Tags

A list of the tag keys and values that you want to associate with the endpoint.

Type: Array of [Tag](#) objects

Array Members: Maximum number of 200 items.

Required: No

TargetIps

The IPs that you want Resolver to forward DNS queries to. You can specify either `Ipv4` or `Ipv6` addresses but not both in the same rule. Separate IP addresses with a space.

`TargetIps` is available only when the value of `Rule` type is `FORWARD`.

Type: Array of [TargetAddress](#) objects

Array Members: Minimum number of 1 item.

Required: No

Response Syntax

```
{
  "ResolverRule": {
    "Arn": "string",
    "CreationTime": "string",
```

```
"CreatorRequestId": "string",
"DomainName": "string",
"Id": "string",
"ModificationTime": "string",
"Name": "string",
"OwnerId": "string",
"ResolverEndpointId": "string",
"RuleType": "string",
"ShareStatus": "string",
"Status": "string",
"StatusMessage": "string",
"TargetIps": [
  {
    "Ip": "string",
    "Ipv6": "string",
    "Port": number,
    "Protocol": "string"
  }
]
```

Response Elements

If the action is successful, the service sends back an HTTP 200 response.

The following data is returned in JSON format by the service.

ResolverRule

Information about the `CreateResolverRule` request, including the status of the request.

Type: [ResolverRule](#) object

Errors

For information about the errors that are common to all actions, see [Common Errors](#).

AccessDeniedException

The current account doesn't have the IAM permissions required to perform the specified Resolver operation.

This error can also be thrown when a customer has reached the 5120 character limit for a resource policy for CloudWatch Logs.

HTTP Status Code: 400

InternalServerErrorException

We encountered an unknown error. Try again in a few minutes.

HTTP Status Code: 400

InvalidParameterException

One or more parameters in this request are not valid.

HTTP Status Code: 400

InvalidRequestException

The request is invalid.

HTTP Status Code: 400

LimitExceededException

The request caused one or more limits to be exceeded.

HTTP Status Code: 400

ResourceExistsException

The resource that you tried to create already exists.

HTTP Status Code: 400

ResourceNotFoundException

The specified resource doesn't exist.

HTTP Status Code: 400

ResourceUnavailableException

The specified resource isn't available.

HTTP Status Code: 400

ThrottlingException

The request was throttled. Try again in a few minutes.

HTTP Status Code: 400

Examples

CreateResolverRule Example

This example illustrates one usage of CreateResolverRule.

Sample Request

```
POST / HTTP/1.1
Host: route53resolver.us-east-2.amazonaws.com
Accept-Encoding: identity
Content-Length: 170
X-Amz-Target: Route53Resolver.CreateResolverRule
X-Amz-Date: 20181101T192331Z
User-Agent: aws-cli/1.16.45 Python/2.7.10 Darwin/16.7.0 botocore/1.12.35
Content-Type: application/x-amz-json-1.1
Authorization: AWS4-HMAC-SHA256
                Credential=AKIAJ2SONIPEXAMPLE/20181101/us-east-2/route53resolver/
aws4_request,
                SignedHeaders=content-type;host;x-amz-date;x-amz-target,
                Signature=[calculated-signature]

{
  "CreatorRequestId": "999",
  "DomainName": "example.com",
  "Name": "MyRule",
  "ResolverEndpointId": "rslvr-out-fdc049932dexample",
  "RuleType": "FORWARD",
  "TargetIps": [
    {
      "Ip": "192.0.2.6"
    }
  ]
}
```

Sample Response

```
HTTP/1.1 200 OK
Date: Thu, 01 Nov 2018 19:23:31 GMT
Content-Type: application/x-amz-json-1.1
```

```
Content-Length: 464
x-amzn-RequestId: f51a7bc8-e9c6-4399-b408-086ecexample
Connection: keep-alive

{
  "ResolverRule": {
    "Arn": "arn:aws:route53resolver:us-east-2:123456789012:resolver-rule/rslvr-rr-5328a0899aexample",
    "CreatorRequestId": "999",
    "DomainName": "example.com",
    "Id": "rslvr-rr-5328a0899aexample",
    "Name": "MyRule",
    "OwnerId": "123456789012",
    "ResolverEndpointId": "rslvr-out-fdc049932dexample",
    "RuleType": "FORWARD",
    "ShareStatus": "NOT_SHARED",
    "Status": "COMPLETE",
    "StatusMessage": "[Trace id: 1-5bdb52b3-68082ffc336d18153example] Successfully created Resolver Rule.",
    "TargetIps": [
      {
        "Ip": "192.0.2.6",
        "Port": 53
      }
    ]
  }
}
```

See Also

For more information about using this API in one of the language-specific AWS SDKs, see the following:

- [AWS Command Line Interface](#)
- [AWS SDK for .NET](#)
- [AWS SDK for C++](#)
- [AWS SDK for Go v2](#)
- [AWS SDK for Java V2](#)
- [AWS SDK for JavaScript V3](#)
- [AWS SDK for PHP V3](#)

- [AWS SDK for Python](#)
- [AWS SDK for Ruby V3](#)

DeleteFirewallDomainList

Service: Amazon Route 53 Resolver

Deletes the specified domain list.

Request Syntax

```
{  
  "FirewallDomainListId": "string"  
}
```

Request Parameters

For information about the parameters that are common to all actions, see [Common Parameters](#).

The request accepts the following data in JSON format.

[FirewallDomainListId](#)

The ID of the domain list that you want to delete.

Type: String

Length Constraints: Minimum length of 1. Maximum length of 64.

Required: Yes

Response Syntax

```
{  
  "FirewallDomainList": {  
    "Arn": "string",  
    "CreationTime": "string",  
    "CreatorRequestId": "string",  
    "DomainCount": number,  
    "Id": "string",  
    "ManagedOwnerName": "string",  
    "ModificationTime": "string",  
    "Name": "string",  
    "Status": "string",  
    "StatusMessage": "string"  
  }  
}
```

```
}  
}
```

Response Elements

If the action is successful, the service sends back an HTTP 200 response.

The following data is returned in JSON format by the service.

[FirewallDomainList](#)

The domain list that you just deleted.

Type: [FirewallDomainList](#) object

Errors

For information about the errors that are common to all actions, see [Common Errors](#).

AccessDeniedException

The current account doesn't have the IAM permissions required to perform the specified Resolver operation.

This error can also be thrown when a customer has reached the 5120 character limit for a resource policy for CloudWatch Logs.

HTTP Status Code: 400

ConflictException

The requested state transition isn't valid. For example, you can't delete a firewall domain list if it is in the process of being deleted, or you can't import domains into a domain list that is in the process of being deleted.

HTTP Status Code: 400

InternalServerErrorException

We encountered an unknown error. Try again in a few minutes.

HTTP Status Code: 400

ResourceNotFoundException

The specified resource doesn't exist.

HTTP Status Code: 400

ThrottlingException

The request was throttled. Try again in a few minutes.

HTTP Status Code: 400

See Also

For more information about using this API in one of the language-specific AWS SDKs, see the following:

- [AWS Command Line Interface](#)
- [AWS SDK for .NET](#)
- [AWS SDK for C++](#)
- [AWS SDK for Go v2](#)
- [AWS SDK for Java V2](#)
- [AWS SDK for JavaScript V3](#)
- [AWS SDK for PHP V3](#)
- [AWS SDK for Python](#)
- [AWS SDK for Ruby V3](#)

DeleteFirewallRule

Service: Amazon Route 53 Resolver

Deletes the specified firewall rule.

Request Syntax

```
{  
  "FirewallDomainListId": "string",  
  "FirewallRuleGroupId": "string",  
  "Qtype": "string"  
}
```

Request Parameters

For information about the parameters that are common to all actions, see [Common Parameters](#).

The request accepts the following data in JSON format.

[FirewallDomainListId](#)

The ID of the domain list that's used in the rule.

Type: String

Length Constraints: Minimum length of 1. Maximum length of 64.

Required: Yes

[FirewallRuleGroupId](#)

The unique identifier of the firewall rule group that you want to delete the rule from.

Type: String

Length Constraints: Minimum length of 1. Maximum length of 64.

Required: Yes

[Qtype](#)

The DNS query type that the rule you are deleting evaluates. Allowed values are;

- A: Returns an IPv4 address.

- AAAA: Returns an Ipv6 address.
- CAA: Restricts CAs that can create SSL/TLS certifications for the domain.
- CNAME: Returns another domain name.
- DS: Record that identifies the DNSSEC signing key of a delegated zone.
- MX: Specifies mail servers.
- NAPTR: Regular-expression-based rewriting of domain names.
- NS: Authoritative name servers.
- PTR: Maps an IP address to a domain name.
- SOA: Start of authority record for the zone.
- SPF: Lists the servers authorized to send emails from a domain.
- SRV: Application specific values that identify servers.
- TXT: Verifies email senders and application-specific values.
- A query type you define by using the DNS type ID, for example 28 for AAAA. The values must be defined as TYPENUMBER, where the NUMBER can be 1-65334, for example, TYPE28. For more information, see [List of DNS record types](#).

Type: String

Length Constraints: Minimum length of 1. Maximum length of 16.

Required: No

Response Syntax

```
{
  "FirewallRule": {
    "Action": "string",
    "BlockOverrideDnsType": "string",
    "BlockOverrideDomain": "string",
    "BlockOverrideTtl": number,
    "BlockResponse": "string",
    "CreationTime": "string",
    "CreatorRequestId": "string",
    "FirewallDomainListId": "string",
    "FirewallDomainRedirectionAction": "string",
    "FirewallRuleGroupId": "string",
    "ModificationTime": "string",
```

```
    "Name": "string",  
    "Priority": number,  
    "Qtype": "string"  
  }  
}
```

Response Elements

If the action is successful, the service sends back an HTTP 200 response.

The following data is returned in JSON format by the service.

FirewallRule

The specification for the firewall rule that you just deleted.

Type: [FirewallRule](#) object

Errors

For information about the errors that are common to all actions, see [Common Errors](#).

AccessDeniedException

The current account doesn't have the IAM permissions required to perform the specified Resolver operation.

This error can also be thrown when a customer has reached the 5120 character limit for a resource policy for CloudWatch Logs.

HTTP Status Code: 400

InternalServiceErrorException

We encountered an unknown error. Try again in a few minutes.

HTTP Status Code: 400

ResourceNotFoundException

The specified resource doesn't exist.

HTTP Status Code: 400

ThrottlingException

The request was throttled. Try again in a few minutes.

HTTP Status Code: 400

See Also

For more information about using this API in one of the language-specific AWS SDKs, see the following:

- [AWS Command Line Interface](#)
- [AWS SDK for .NET](#)
- [AWS SDK for C++](#)
- [AWS SDK for Go v2](#)
- [AWS SDK for Java V2](#)
- [AWS SDK for JavaScript V3](#)
- [AWS SDK for PHP V3](#)
- [AWS SDK for Python](#)
- [AWS SDK for Ruby V3](#)

DeleteFirewallRuleGroup

Service: Amazon Route 53 Resolver

Deletes the specified firewall rule group.

Request Syntax

```
{  
  "FirewallRuleGroupId": "string"  
}
```

Request Parameters

For information about the parameters that are common to all actions, see [Common Parameters](#).

The request accepts the following data in JSON format.

[FirewallRuleGroupId](#)

The unique identifier of the firewall rule group that you want to delete.

Type: String

Length Constraints: Minimum length of 1. Maximum length of 64.

Required: Yes

Response Syntax

```
{  
  "FirewallRuleGroup": {  
    "Arn": "string",  
    "CreationTime": "string",  
    "CreatorRequestId": "string",  
    "Id": "string",  
    "ModificationTime": "string",  
    "Name": "string",  
    "OwnerId": "string",  
    "RuleCount": number,  
    "ShareStatus": "string",  
    "Status": "string",  
  }
```

```
    "StatusMessage": "string"  
  }  
}
```

Response Elements

If the action is successful, the service sends back an HTTP 200 response.

The following data is returned in JSON format by the service.

[FirewallRuleGroup](#)

A collection of rules used to filter DNS network traffic.

Type: [FirewallRuleGroup](#) object

Errors

For information about the errors that are common to all actions, see [Common Errors](#).

AccessDeniedException

The current account doesn't have the IAM permissions required to perform the specified Resolver operation.

This error can also be thrown when a customer has reached the 5120 character limit for a resource policy for CloudWatch Logs.

HTTP Status Code: 400

ConflictException

The requested state transition isn't valid. For example, you can't delete a firewall domain list if it is in the process of being deleted, or you can't import domains into a domain list that is in the process of being deleted.

HTTP Status Code: 400

InternalServiceErrorException

We encountered an unknown error. Try again in a few minutes.

HTTP Status Code: 400

ResourceNotFoundException

The specified resource doesn't exist.

HTTP Status Code: 400

ThrottlingException

The request was throttled. Try again in a few minutes.

HTTP Status Code: 400

ValidationException

You have provided an invalid command. If you ran the UpdateFirewallDomains request, supported values are ADD, REMOVE, or REPLACE a domain.

HTTP Status Code: 400

See Also

For more information about using this API in one of the language-specific AWS SDKs, see the following:

- [AWS Command Line Interface](#)
- [AWS SDK for .NET](#)
- [AWS SDK for C++](#)
- [AWS SDK for Go v2](#)
- [AWS SDK for Java V2](#)
- [AWS SDK for JavaScript V3](#)
- [AWS SDK for PHP V3](#)
- [AWS SDK for Python](#)
- [AWS SDK for Ruby V3](#)

DeleteOutpostResolver

Service: Amazon Route 53 Resolver

Deletes a Resolver on the Outpost.

Request Syntax

```
{  
  "Id": "string"  
}
```

Request Parameters

For information about the parameters that are common to all actions, see [Common Parameters](#).

The request accepts the following data in JSON format.

Id

A unique string that identifies the Resolver on the Outpost.

Type: String

Length Constraints: Minimum length of 1. Maximum length of 64.

Required: Yes

Response Syntax

```
{  
  "OutpostResolver": {  
    "Arn": "string",  
    "CreationTime": "string",  
    "CreatorRequestId": "string",  
    "Id": "string",  
    "InstanceCount": number,  
    "ModificationTime": "string",  
    "Name": "string",  
    "OutpostArn": "string",  
    "PreferredInstanceType": "string",  
    "Status": "string",  
  }  
}
```

```
    "StatusMessage": "string"  
  }  
}
```

Response Elements

If the action is successful, the service sends back an HTTP 200 response.

The following data is returned in JSON format by the service.

OutpostResolver

Information about the DeleteOutpostResolver request, including the status of the request.

Type: [OutpostResolver](#) object

Errors

For information about the errors that are common to all actions, see [Common Errors](#).

AccessDeniedException

The current account doesn't have the IAM permissions required to perform the specified Resolver operation.

This error can also be thrown when a customer has reached the 5120 character limit for a resource policy for CloudWatch Logs.

HTTP Status Code: 400

ConflictException

The requested state transition isn't valid. For example, you can't delete a firewall domain list if it is in the process of being deleted, or you can't import domains into a domain list that is in the process of being deleted.

HTTP Status Code: 400

InternalServiceErrorException

We encountered an unknown error. Try again in a few minutes.

HTTP Status Code: 400

ResourceNotFoundException

The specified resource doesn't exist.

HTTP Status Code: 400

ThrottlingException

The request was throttled. Try again in a few minutes.

HTTP Status Code: 400

ValidationException

You have provided an invalid command. If you ran the `UpdateFirewallDomains` request, supported values are `ADD`, `REMOVE`, or `REPLACE` a domain.

HTTP Status Code: 400

See Also

For more information about using this API in one of the language-specific AWS SDKs, see the following:

- [AWS Command Line Interface](#)
- [AWS SDK for .NET](#)
- [AWS SDK for C++](#)
- [AWS SDK for Go v2](#)
- [AWS SDK for Java V2](#)
- [AWS SDK for JavaScript V3](#)
- [AWS SDK for PHP V3](#)
- [AWS SDK for Python](#)
- [AWS SDK for Ruby V3](#)

DeleteResolverEndpoint

Service: Amazon Route 53 Resolver

Deletes a Resolver endpoint. The effect of deleting a Resolver endpoint depends on whether it's an inbound or an outbound Resolver endpoint:

- **Inbound:** DNS queries from your network are no longer routed to the DNS service for the specified VPC.
- **Outbound:** DNS queries from a VPC are no longer routed to your network.

Request Syntax

```
{  
  "ResolverEndpointId": "string"  
}
```

Request Parameters

For information about the parameters that are common to all actions, see [Common Parameters](#).

The request accepts the following data in JSON format.

ResolverEndpointId

The ID of the Resolver endpoint that you want to delete.

Type: String

Length Constraints: Minimum length of 1. Maximum length of 64.

Required: Yes

Response Syntax

```
{  
  "ResolverEndpoint": {  
    "Arn": "string",  
    "CreationTime": "string",  
    "CreatorRequestId": "string",  
    "Direction": "string",
```

```
"HostVPCId": "string",
"Id": "string",
"IpAddressCount": number,
"ModificationTime": "string",
"Name": "string",
"OutpostArn": "string",
"PreferredInstanceType": "string",
"Protocols": [ "string" ],
"ResolverEndpointType": "string",
"SecurityGroupIds": [ "string" ],
"Status": "string",
"StatusMessage": "string"
}
}
```

Response Elements

If the action is successful, the service sends back an HTTP 200 response.

The following data is returned in JSON format by the service.

ResolverEndpoint

Information about the DeleteResolverEndpoint request, including the status of the request.

Type: [ResolverEndpoint](#) object

Errors

For information about the errors that are common to all actions, see [Common Errors](#).

InternalServerErrorException

We encountered an unknown error. Try again in a few minutes.

HTTP Status Code: 400

InvalidParameterException

One or more parameters in this request are not valid.

HTTP Status Code: 400

InvalidRequestException

The request is invalid.

HTTP Status Code: 400

ResourceNotFoundException

The specified resource doesn't exist.

HTTP Status Code: 400

ThrottlingException

The request was throttled. Try again in a few minutes.

HTTP Status Code: 400

Examples

DeleteResolverEndpoint Example

This example illustrates one usage of DeleteResolverEndpoint.

Sample Request

```
POST / HTTP/1.1
Host: route53resolver.us-east-2.amazonaws.com
Accept-Encoding: identity
Content-Length: 283
X-Amz-Target: Route53Resolver.DeleteResolverEndpoint
X-Amz-Date: 20181101T191344Z
User-Agent: aws-cli/1.16.45 Python/2.7.10 Darwin/16.7.0 botocore/1.12.35
Content-Type: application/x-amz-json-1.1
Authorization: AWS4-HMAC-SHA256
                Credential=AKIAJJ2SONIPEXAMPLE/20181101/us-east-2/route53resolver/
aws4_request,
                SignedHeaders=content-type;host;x-amz-date;x-amz-target,
                Signature=[calculated-signature]

{
  "ResolverEndpointId": "rslvr-out-fdc049932dexample"
}
```

Sample Response

```
HTTP/1.1 200 OK
Date: Thu, 01 Nov 2018 19:13:44 GMT
Content-Type: application/x-amz-json-1.1
Content-Length: 531
x-amzn-RequestId: 08afd081-9d67-4281-a277-b3880example
Connection: keep-alive

{
  "ResolverEndpoint": {
    "Arn": "arn:aws:route53resolver:us-east-2:123456789012:resolver-endpoint/rslvr-out-fdc049932dexample",
    "CreationTime": "2018-11-01T19:13:44.830Z",
    "CreatorRequestId": "5678",
    "Direction": "OUTBOUND",
    "HostVPCId": "vpc-0dd415a0edexample",
    "Id": "rslvr-out-fdc049932dexample",
    "IpAddressCount": 2,
    "ModificationTime": "2018-11-01T19:13:44.830Z",
    "Name": "MyOutbound",
    "SecurityGroupIds": [
      "sg-071b99f42example"
    ],
    "Status": "CREATING",
    "StatusMessage": "[Trace id: 1-5bdb5068-e0bdc4d232b1a3fe9c344c10] Successfully deleted Resolver Endpoint"
  }
}
```

See Also

For more information about using this API in one of the language-specific AWS SDKs, see the following:

- [AWS Command Line Interface](#)
- [AWS SDK for .NET](#)
- [AWS SDK for C++](#)
- [AWS SDK for Go v2](#)
- [AWS SDK for Java V2](#)
- [AWS SDK for JavaScript V3](#)

- [AWS SDK for PHP V3](#)
- [AWS SDK for Python](#)
- [AWS SDK for Ruby V3](#)

DeleteResolverQueryLogConfig

Service: Amazon Route 53 Resolver

Deletes a query logging configuration. When you delete a configuration, Resolver stops logging DNS queries for all of the Amazon VPCs that are associated with the configuration. This also applies if the query logging configuration is shared with other AWS accounts, and the other accounts have associated VPCs with the shared configuration.

Before you can delete a query logging configuration, you must first disassociate all VPCs from the configuration. See [DisassociateResolverQueryLogConfig](#).

If you used Resource Access Manager (RAM) to share a query logging configuration with other accounts, you must stop sharing the configuration before you can delete a configuration. The accounts that you shared the configuration with can first disassociate VPCs that they associated with the configuration, but that's not necessary. If you stop sharing the configuration, those VPCs are automatically disassociated from the configuration.

Request Syntax

```
{  
  "ResolverQueryLogConfigId": "string"  
}
```

Request Parameters

For information about the parameters that are common to all actions, see [Common Parameters](#).

The request accepts the following data in JSON format.

[ResolverQueryLogConfigId](#)

The ID of the query logging configuration that you want to delete.

Type: String

Length Constraints: Minimum length of 1. Maximum length of 64.

Required: Yes

Response Syntax

```
{
  "ResolverQueryLogConfig": {
    "Arn": "string",
    "AssociationCount": number,
    "CreationTime": "string",
    "CreatorRequestId": "string",
    "DestinationArn": "string",
    "Id": "string",
    "Name": "string",
    "OwnerId": "string",
    "ShareStatus": "string",
    "Status": "string"
  }
}
```

Response Elements

If the action is successful, the service sends back an HTTP 200 response.

The following data is returned in JSON format by the service.

[ResolverQueryLogConfig](#)

Information about the query logging configuration that you deleted, including the status of the request.

Type: [ResolverQueryLogConfig](#) object

Errors

For information about the errors that are common to all actions, see [Common Errors](#).

AccessDeniedException

The current account doesn't have the IAM permissions required to perform the specified Resolver operation.

This error can also be thrown when a customer has reached the 5120 character limit for a resource policy for CloudWatch Logs.

HTTP Status Code: 400

InternalServerErrorException

We encountered an unknown error. Try again in a few minutes.

HTTP Status Code: 400

InvalidParameterException

One or more parameters in this request are not valid.

HTTP Status Code: 400

InvalidRequestException

The request is invalid.

HTTP Status Code: 400

ResourceNotFoundException

The specified resource doesn't exist.

HTTP Status Code: 400

ThrottlingException

The request was throttled. Try again in a few minutes.

HTTP Status Code: 400

Examples

DeleteResolverQueryLogConfig Example

This example illustrates one usage of DeleteResolverQueryLogConfig.

Sample Request

```
POST / HTTP/1.1
Host: route53resolver.us-east-2.amazonaws.com
Accept-Encoding: identity
Content-Length: 283
X-Amz-Target: Route53Resolver.DeleteResolverQueryLogConfig
X-Amz-Date: 20200415T191344Z
```

```

User-Agent: aws-cli/1.16.45 Python/2.7.10 Darwin/16.7.0 botocore/1.12.35
Content-Type: application/x-amz-json-1.1
Authorization: AWS4-HMAC-SHA256
                Credential=AKIAJJ2SONIPEXAMPLE/20181101/us-east-2/route53resolver/
aws4_request,
                SignedHeaders=content-type;host;x-amz-date;x-amz-target,
                Signature=[calculated-signature]

{
  "ResolverQueryLogConfigId": "rqlc-8ca61fe7cexample"
}

```

Sample Response

```

HTTP/1.1 200 OK
Date: Thu, 01 Nov 2018 19:13:44 GMT
Content-Type: application/x-amz-json-1.1
Content-Length: 493
x-amzn-RequestId: 08afd081-9d67-4281-a277-b3880example
Connection: keep-alive

{
  "ResolverQueryLogConfig": {
    "Arn": "arn:aws:route53resolver:us-east-1:111122223333:resolver-query-log-
config/rqlc-8ca61fe7cexample",
    "AssociationCount": "1",
    "CreationTime": "20200415T191604Z",
    "CreatorRequestId": "ramirezd-20200415T191001Z",
    "DestinationArn": "arn:aws:s3:::examplebucket/development/",
    "Id": "rqlc-8ca61fe7cexample",
    "Name": "MyQueryLog",
    "OwnerId": "111122223333",
    "ShareStatus": "NOT_SHARED",
    "Status": "DELETING"
  }
}

```

See Also

For more information about using this API in one of the language-specific AWS SDKs, see the following:

- [AWS Command Line Interface](#)

- [AWS SDK for .NET](#)
- [AWS SDK for C++](#)
- [AWS SDK for Go v2](#)
- [AWS SDK for Java V2](#)
- [AWS SDK for JavaScript V3](#)
- [AWS SDK for PHP V3](#)
- [AWS SDK for Python](#)
- [AWS SDK for Ruby V3](#)

DeleteResolverRule

Service: Amazon Route 53 Resolver

Deletes a Resolver rule. Before you can delete a Resolver rule, you must disassociate it from all the VPCs that you associated the Resolver rule with. For more information, see [DisassociateResolverRule](#).

Request Syntax

```
{
  "ResolverRuleId": "string"
}
```

Request Parameters

For information about the parameters that are common to all actions, see [Common Parameters](#).

The request accepts the following data in JSON format.

[ResolverRuleId](#)

The ID of the Resolver rule that you want to delete.

Type: String

Length Constraints: Minimum length of 1. Maximum length of 64.

Required: Yes

Response Syntax

```
{
  "ResolverRule": {
    "Arn": "string",
    "CreationTime": "string",
    "CreatorRequestId": "string",
    "DomainName": "string",
    "Id": "string",
    "ModificationTime": "string",
    "Name": "string",
    "OwnerId": "string",
  }
}
```

```
"ResolverEndpointId": "string",
"RuleType": "string",
"ShareStatus": "string",
"Status": "string",
"StatusMessage": "string",
"TargetIps": [
  {
    "Ip": "string",
    "Ipv6": "string",
    "Port": number,
    "Protocol": "string"
  }
]
```

Response Elements

If the action is successful, the service sends back an HTTP 200 response.

The following data is returned in JSON format by the service.

ResolverRule

Information about the DeleteResolverRule request, including the status of the request.

Type: [ResolverRule](#) object

Errors

For information about the errors that are common to all actions, see [Common Errors](#).

InternalServerErrorException

We encountered an unknown error. Try again in a few minutes.

HTTP Status Code: 400

InvalidParameterException

One or more parameters in this request are not valid.

HTTP Status Code: 400

ResourceInUseException

The resource that you tried to update or delete is currently in use.

HTTP Status Code: 400

ResourceNotFoundException

The specified resource doesn't exist.

HTTP Status Code: 400

ThrottlingException

The request was throttled. Try again in a few minutes.

HTTP Status Code: 400

Examples

DeleteResolverRule Example

This example illustrates one usage of DeleteResolverRule.

Sample Request

```
POST / HTTP/1.1
Host: route53resolver.us-east-2.amazonaws.com
Accept-Encoding: identity
Content-Length: 170
X-Amz-Target: Route53Resolver.DeleteResolverRule
X-Amz-Date: 20181101T192331Z
User-Agent: aws-cli/1.16.45 Python/2.7.10 Darwin/16.7.0 botocore/1.12.35
Content-Type: application/x-amz-json-1.1
Authorization: AWS4-HMAC-SHA256
                Credential=AKIAJJ2SONIPEXAMPLE/20181101/us-east-2/route53resolver/
aws4_request,
                SignedHeaders=content-type;host;x-amz-date;x-amz-target,
                Signature=[calculated-signature]

{
  "ResolverRuleId": "rslvr-rr-5328a0899aexample"
}
```


Sample Response

```
HTTP/1.1 200 OK
Date: Thu, 01 Nov 2018 19:23:31 GMT
Content-Type: application/x-amz-json-1.1
Content-Length: 464
x-amzn-RequestId: f51a7bc8-e9c6-4399-b408-086ecexample
Connection: keep-alive

{
  "ResolverRule": {
    "Arn": "arn:aws:route53resolver:us-east-2:123456789012:resolver-rule/rslvr-rr-5328a0899aexample",
    "CreatorRequestId": "999",
    "DomainName": "example.com",
    "Id": "rslvr-rr-5328a0899aexample",
    "OwnerId": "123456789012",
    "ResolverEndpointId": "rslvr-out-fdc049932dexample",
    "RuleType": "FORWARD",
    "Status": "COMPLETE",
    "StatusMessage": "[Trace id: 1-5bdb52b3-68082ffc336d18153example] Successfully deleted Resolver Rule.",
    "TargetIps": [
      {
        "Ip": "192.0.2.6",
        "Port": 53
      }
    ]
  }
}
```

See Also

For more information about using this API in one of the language-specific AWS SDKs, see the following:

- [AWS Command Line Interface](#)
- [AWS SDK for .NET](#)
- [AWS SDK for C++](#)
- [AWS SDK for Go v2](#)
- [AWS SDK for Java V2](#)

- [AWS SDK for JavaScript V3](#)
- [AWS SDK for PHP V3](#)
- [AWS SDK for Python](#)
- [AWS SDK for Ruby V3](#)

DisassociateFirewallRuleGroup

Service: Amazon Route 53 Resolver

Disassociates a [FirewallRuleGroup](#) from a VPC, to remove DNS filtering from the VPC.

Request Syntax

```
{  
  "FirewallRuleGroupAssociationId": "string"  
}
```

Request Parameters

For information about the parameters that are common to all actions, see [Common Parameters](#).

The request accepts the following data in JSON format.

[FirewallRuleGroupAssociationId](#)

The identifier of the [FirewallRuleGroupAssociation](#).

Type: String

Length Constraints: Minimum length of 1. Maximum length of 64.

Required: Yes

Response Syntax

```
{  
  "FirewallRuleGroupAssociation": {  
    "Arn": "string",  
    "CreationTime": "string",  
    "CreatorRequestId": "string",  
    "FirewallRuleGroupId": "string",  
    "Id": "string",  
    "ManagedOwnerName": "string",  
    "ModificationTime": "string",  
    "MutationProtection": "string",  
    "Name": "string",  
    "Priority": number,  
  }
```

```
"Status": "string",  
"StatusMessage": "string",  
"VpcId": "string"  
}  
}
```

Response Elements

If the action is successful, the service sends back an HTTP 200 response.

The following data is returned in JSON format by the service.

FirewallRuleGroupAssociation

The firewall rule group association that you just removed.

Type: [FirewallRuleGroupAssociation](#) object

Errors

For information about the errors that are common to all actions, see [Common Errors](#).

AccessDeniedException

The current account doesn't have the IAM permissions required to perform the specified Resolver operation.

This error can also be thrown when a customer has reached the 5120 character limit for a resource policy for CloudWatch Logs.

HTTP Status Code: 400

ConflictException

The requested state transition isn't valid. For example, you can't delete a firewall domain list if it is in the process of being deleted, or you can't import domains into a domain list that is in the process of being deleted.

HTTP Status Code: 400

InternalServerErrorException

We encountered an unknown error. Try again in a few minutes.

HTTP Status Code: 400

ResourceNotFoundException

The specified resource doesn't exist.

HTTP Status Code: 400

ThrottlingException

The request was throttled. Try again in a few minutes.

HTTP Status Code: 400

ValidationException

You have provided an invalid command. If you ran the `UpdateFirewallDomains` request, supported values are `ADD`, `REMOVE`, or `REPLACE` a domain.

HTTP Status Code: 400

See Also

For more information about using this API in one of the language-specific AWS SDKs, see the following:

- [AWS Command Line Interface](#)
- [AWS SDK for .NET](#)
- [AWS SDK for C++](#)
- [AWS SDK for Go v2](#)
- [AWS SDK for Java V2](#)
- [AWS SDK for JavaScript V3](#)
- [AWS SDK for PHP V3](#)
- [AWS SDK for Python](#)
- [AWS SDK for Ruby V3](#)

DisassociateResolverEndpointIpAddress

Service: Amazon Route 53 Resolver

Removes IP addresses from an inbound or an outbound Resolver endpoint. If you want to remove more than one IP address, submit one `DisassociateResolverEndpointIpAddress` request for each IP address.

To add an IP address to an endpoint, see [AssociateResolverEndpointIpAddress](#).

Request Syntax

```
{
  "IpAddress": {
    "Ip": "string",
    "IpId": "string",
    "Ipv6": "string",
    "SubnetId": "string"
  },
  "ResolverEndpointId": "string"
}
```

Request Parameters

For information about the parameters that are common to all actions, see [Common Parameters](#).

The request accepts the following data in JSON format.

[IpAddress](#)

The IPv4 address that you want to remove from a Resolver endpoint.

Type: [IpAddressUpdate](#) object

Required: Yes

[ResolverEndpointId](#)

The ID of the Resolver endpoint that you want to disassociate an IP address from.

Type: String

Length Constraints: Minimum length of 1. Maximum length of 64.

Required: Yes

Response Syntax

```
{
  "ResolverEndpoint": {
    "Arn": "string",
    "CreationTime": "string",
    "CreatorRequestId": "string",
    "Direction": "string",
    "HostVPCId": "string",
    "Id": "string",
    "IpAddressCount": number,
    "ModificationTime": "string",
    "Name": "string",
    "OutpostArn": "string",
    "PreferredInstanceType": "string",
    "Protocols": [ "string" ],
    "ResolverEndpointType": "string",
    "SecurityGroupIds": [ "string" ],
    "Status": "string",
    "StatusMessage": "string"
  }
}
```

Response Elements

If the action is successful, the service sends back an HTTP 200 response.

The following data is returned in JSON format by the service.

ResolverEndpoint

The response to an `DisassociateResolverEndpointIpAddress` request.

Type: [ResolverEndpoint](#) object

Errors

For information about the errors that are common to all actions, see [Common Errors](#).

InternalServerErrorException

We encountered an unknown error. Try again in a few minutes.

HTTP Status Code: 400

InvalidParameterException

One or more parameters in this request are not valid.

HTTP Status Code: 400

InvalidRequestException

The request is invalid.

HTTP Status Code: 400

ResourceExistsException

The resource that you tried to create already exists.

HTTP Status Code: 400

ResourceNotFoundException

The specified resource doesn't exist.

HTTP Status Code: 400

ThrottlingException

The request was throttled. Try again in a few minutes.

HTTP Status Code: 400

Examples

DisassociateResolverEndpointIpAddress Example

This example illustrates one usage of `DisassociateResolverEndpointIpAddress`.

Sample Request

```
POST / HTTP/1.1
Host: route53resolver.us-east-2.amazonaws.com
Accept-Encoding: identity
Content-Length: 107
X-Amz-Target: Route53Resolver.DisassociateResolverEndpointIpAddress
```



```
X-Amz-Date: 20181101T185222Z
User-Agent: aws-cli/1.16.45 Python/2.7.10 Darwin/16.7.0 botocore/1.12.35
Content-Type: application/x-amz-json-1.1
Authorization: AWS4-HMAC-SHA256
                Credential=AKIAJJ2SONIPEXAMPLE/20181101/us-east-2/route53resolver/
aws4_request,
                SignedHeaders=content-type;host;x-amz-date;x-amz-target,
                Signature=[calculated-signature]

{
  "IpAddress": {
    "SubnetId": "subnet-02f91e0e98example"
  }
}
```

Sample Response

```
HTTP/1.1 200 OK
Date: Thu, 01 Nov 2018 18:52:22 GMT
Content-Type: application/x-amz-json-1.1
Content-Length: 479
x-amzn-RequestId: bda80f7b-0f2c-41d1-9043-f36d3example
Connection: keep-alive

{
  "ResolverEndpoint":{
    "Arn":"arn:aws:route53resolver:us-east-2:0123456789012:resolver-endpoint/rslvr-
in-60b9fd8fdbexample",
    "CreationTime":"2018-11-01T18:44:50.372Z",
    "CreatorRequestId":"1234",
    "Direction":"INBOUND",
    "HostVPCId":"vpc-03cf94c75cexample",
    "Id":"rslvr-in-60b9fd8fdbexample",
    "IpAddressCount":3,
    "ModificationTime":"2018-11-01T18:44:50.372Z",
    "Name":"MyInbound",
    "SecurityGroupIds":[
      "sg-020a3554aexample"
    ],
    "Status":"UPDATING",
    "StatusMessage":"Disassociating a Resolver endpoint IP address"
  }
}
```

See Also

For more information about using this API in one of the language-specific AWS SDKs, see the following:

- [AWS Command Line Interface](#)
- [AWS SDK for .NET](#)
- [AWS SDK for C++](#)
- [AWS SDK for Go v2](#)
- [AWS SDK for Java V2](#)
- [AWS SDK for JavaScript V3](#)
- [AWS SDK for PHP V3](#)
- [AWS SDK for Python](#)
- [AWS SDK for Ruby V3](#)

DisassociateResolverQueryLogConfig

Service: Amazon Route 53 Resolver

Disassociates a VPC from a query logging configuration.

Note

Before you can delete a query logging configuration, you must first disassociate all VPCs from the configuration. If you used AWS Resource Access Manager (AWS RAM) to share a query logging configuration with other accounts, VPCs can be disassociated from the configuration in the following ways:

- The accounts that you shared the configuration with can disassociate VPCs from the configuration.
- You can stop sharing the configuration.

Request Syntax

```
{  
  "ResolverQueryLogConfigId": "string",  
  "ResourceId": "string"  
}
```

Request Parameters

For information about the parameters that are common to all actions, see [Common Parameters](#).

The request accepts the following data in JSON format.

ResolverQueryLogConfigId

The ID of the query logging configuration that you want to disassociate a specified VPC from.

Type: String

Length Constraints: Minimum length of 1. Maximum length of 64.

Required: Yes

ResourceId

The ID of the Amazon VPC that you want to disassociate from a specified query logging configuration.

Type: String

Length Constraints: Minimum length of 1. Maximum length of 64.

Required: Yes

Response Syntax

```
{
  "ResolverQueryLogConfigAssociation": {
    "CreationTime": "string",
    "Error": "string",
    "ErrorMessage": "string",
    "Id": "string",
    "ResolverQueryLogConfigId": "string",
    "ResourceId": "string",
    "Status": "string"
  }
}
```

Response Elements

If the action is successful, the service sends back an HTTP 200 response.

The following data is returned in JSON format by the service.

ResolverQueryLogConfigAssociation

A complex type that contains settings for the association that you deleted between an Amazon VPC and a query logging configuration.

Type: [ResolverQueryLogConfigAssociation](#) object

Errors

For information about the errors that are common to all actions, see [Common Errors](#).

AccessDeniedException

The current account doesn't have the IAM permissions required to perform the specified Resolver operation.

This error can also be thrown when a customer has reached the 5120 character limit for a resource policy for CloudWatch Logs.

HTTP Status Code: 400

InternalServerErrorException

We encountered an unknown error. Try again in a few minutes.

HTTP Status Code: 400

InvalidParameterException

One or more parameters in this request are not valid.

HTTP Status Code: 400

InvalidRequestException

The request is invalid.

HTTP Status Code: 400

ResourceNotFoundException

The specified resource doesn't exist.

HTTP Status Code: 400

ThrottlingException

The request was throttled. Try again in a few minutes.

HTTP Status Code: 400

Examples

DisassociateResolverQueryLogConfig Example

This example illustrates one usage of `DisassociateResolverQueryLogConfig`.

Sample Request

```
POST / HTTP/1.1
Host: route53resolver.us-east-2.amazonaws.com
Accept-Encoding: identity
Content-Length: 107
X-Amz-Target: Route53Resolver.DisassociateResolverQueryLogConfig
X-Amz-Date: 20200415T185222Z
User-Agent: aws-cli/1.16.45 Python/2.7.10 Darwin/16.7.0 botocore/1.12.35
Content-Type: application/x-amz-json-1.1
Authorization: AWS4-HMAC-SHA256
                Credential=AKIAJJ2SONIPEXAMPLE/20200415/us-east-2/route53resolver/
aws4_request,
                SignedHeaders=content-type;host;x-amz-date;x-amz-target,
                Signature=[calculated-signature]

{
  "ResolverQueryLogConfigId": "rqlc-8ca61fe7cexample",
  "Resource": {
    "VpcId": "vpc-03cf94c75cexample"
  }
}
```

Sample Response

```
HTTP/1.1 200 OK
Date: Thu, 01 Nov 2018 18:52:22 GMT
Content-Type: application/x-amz-json-1.1
Content-Length: 275
x-amzn-RequestId: bda80f7b-0f2c-41d1-9043-f36d3example
Connection: keep-alive

{
  "ResolverQueryLogConfigAssociation":{
    "CreationTime": "2020-04-15T18:52:23.30Z",
    "Error": "",
    "ErrorMessage": "",
    "Id": "rqlca-ff85e1ffexample",
    "ResolverQueryLogConfigId": "rqlc-8ca61fe7cexample",
    "Resource": "vpc-03cf94c75cexample",
    "Status": "DELETING"
  }
}
```

See Also

For more information about using this API in one of the language-specific AWS SDKs, see the following:

- [AWS Command Line Interface](#)
- [AWS SDK for .NET](#)
- [AWS SDK for C++](#)
- [AWS SDK for Go v2](#)
- [AWS SDK for Java V2](#)
- [AWS SDK for JavaScript V3](#)
- [AWS SDK for PHP V3](#)
- [AWS SDK for Python](#)
- [AWS SDK for Ruby V3](#)

DisassociateResolverRule

Service: Amazon Route 53 Resolver

Removes the association between a specified Resolver rule and a specified VPC.

Important

If you disassociate a Resolver rule from a VPC, Resolver stops forwarding DNS queries for the domain name that you specified in the Resolver rule.

Request Syntax

```
{
  "ResolverRuleId": "string",
  "VPCId": "string"
}
```

Request Parameters

For information about the parameters that are common to all actions, see [Common Parameters](#).

The request accepts the following data in JSON format.

ResolverRuleId

The ID of the Resolver rule that you want to disassociate from the specified VPC.

Type: String

Length Constraints: Minimum length of 1. Maximum length of 64.

Required: Yes

VPCId

The ID of the VPC that you want to disassociate the Resolver rule from.

Type: String

Length Constraints: Minimum length of 1. Maximum length of 64.

Required: Yes

Response Syntax

```
{
  "ResolverRuleAssociation": {
    "Id": "string",
    "Name": "string",
    "ResolverRuleId": "string",
    "Status": "string",
    "StatusMessage": "string",
    "VPCId": "string"
  }
}
```

Response Elements

If the action is successful, the service sends back an HTTP 200 response.

The following data is returned in JSON format by the service.

ResolverRuleAssociation

Information about the `DisassociateResolverRule` request, including the status of the request.

Type: [ResolverRuleAssociation](#) object

Errors

For information about the errors that are common to all actions, see [Common Errors](#).

InternalServerErrorException

We encountered an unknown error. Try again in a few minutes.

HTTP Status Code: 400

InvalidParameterException

One or more parameters in this request are not valid.

HTTP Status Code: 400

ResourceNotFoundException

The specified resource doesn't exist.

HTTP Status Code: 400

ThrottlingException

The request was throttled. Try again in a few minutes.

HTTP Status Code: 400

Examples

DisassociateResolverRule Example

This example illustrates one usage of DisassociateResolverRule.

Sample Request

```
POST / HTTP/1.1
Host: route53resolver.us-east-2.amazonaws.com
Accept-Encoding: identity
Content-Length: 82
X-Amz-Target: Route53Resolver.DisassociateResolverRule
X-Amz-Date: 20181101T192826Z
User-Agent: aws-cli/1.16.45 Python/2.7.10 Darwin/16.7.0 botocore/1.12.35
Content-Type: application/x-amz-json-1.1
Authorization: AWS4-HMAC-SHA256
                Credential=AKIAJJ2SONIPEXAMPLE/20181101/us-east-2/route53resolver/
aws4_request,
                SignedHeaders=content-type;host;x-amz-date;x-amz-target,
                Signature=[calculated-signature]

{
  "ResolverRuleId": "rslvr-rr-5328a0899aexample"
  "VPCId": "vpc-03cf94c75cexample",
}
```

Sample Response

```
HTTP/1.1 200 OK
```

```
Date: Thu, 01 Nov 2018 19:28:27 GMT
Content-Type: application/x-amz-json-1.1
Content-Length: 258
x-amzn-RequestId: 9827eb40-87e6-44d6-bee7-a1116example
Connection: keep-alive

{
  "ResolverRuleAssociation":{
    "Id":"rslvr-rrassoc-97242eaf88example",
    "Name":"forward example.com for gamma VPC",
    "ResolverRuleId":"rslvr-rr-5328a0899example",
    "Status":"DELETING",
    "StatusMessage":"[Trace id: 1-5bdb53db-75f3852c8384ad30fexample], Deleting the
association.",
    "VPCId":"vpc-03cf94c75cexample"
  }
}
```

See Also

For more information about using this API in one of the language-specific AWS SDKs, see the following:

- [AWS Command Line Interface](#)
- [AWS SDK for .NET](#)
- [AWS SDK for C++](#)
- [AWS SDK for Go v2](#)
- [AWS SDK for Java V2](#)
- [AWS SDK for JavaScript V3](#)
- [AWS SDK for PHP V3](#)
- [AWS SDK for Python](#)
- [AWS SDK for Ruby V3](#)

GetFirewallConfig

Service: Amazon Route 53 Resolver

Retrieves the configuration of the firewall behavior provided by DNS Firewall for a single VPC from Amazon Virtual Private Cloud (Amazon VPC).

Request Syntax

```
{  
  "ResourceId": "string"  
}
```

Request Parameters

For information about the parameters that are common to all actions, see [Common Parameters](#).

The request accepts the following data in JSON format.

ResourceId

The ID of the VPC from Amazon VPC that the configuration is for.

Type: String

Length Constraints: Minimum length of 1. Maximum length of 64.

Required: Yes

Response Syntax

```
{  
  "FirewallConfig": {  
    "FirewallFailOpen": "string",  
    "Id": "string",  
    "OwnerId": "string",  
    "ResourceId": "string"  
  }  
}
```

Response Elements

If the action is successful, the service sends back an HTTP 200 response.

The following data is returned in JSON format by the service.

FirewallConfig

Configuration of the firewall behavior provided by DNS Firewall for a single VPC from AmazonVPC.

Type: [FirewallConfig](#) object

Errors

For information about the errors that are common to all actions, see [Common Errors](#).

AccessDeniedException

The current account doesn't have the IAM permissions required to perform the specified Resolver operation.

This error can also be thrown when a customer has reached the 5120 character limit for a resource policy for CloudWatch Logs.

HTTP Status Code: 400

InternalServiceErrorException

We encountered an unknown error. Try again in a few minutes.

HTTP Status Code: 400

ResourceNotFoundException

The specified resource doesn't exist.

HTTP Status Code: 400

ThrottlingException

The request was throttled. Try again in a few minutes.

HTTP Status Code: 400

ValidationException

You have provided an invalid command. If you ran the `UpdateFirewallDomains` request, supported values are ADD, REMOVE, or REPLACE a domain.

HTTP Status Code: 400

See Also

For more information about using this API in one of the language-specific AWS SDKs, see the following:

- [AWS Command Line Interface](#)
- [AWS SDK for .NET](#)
- [AWS SDK for C++](#)
- [AWS SDK for Go v2](#)
- [AWS SDK for Java V2](#)
- [AWS SDK for JavaScript V3](#)
- [AWS SDK for PHP V3](#)
- [AWS SDK for Python](#)
- [AWS SDK for Ruby V3](#)

GetFirewallDomainList

Service: Amazon Route 53 Resolver

Retrieves the specified firewall domain list.

Request Syntax

```
{  
  "FirewallDomainListId": "string"  
}
```

Request Parameters

For information about the parameters that are common to all actions, see [Common Parameters](#).

The request accepts the following data in JSON format.

FirewallDomainListId

The ID of the domain list.

Type: String

Length Constraints: Minimum length of 1. Maximum length of 64.

Required: Yes

Response Syntax

```
{  
  "FirewallDomainList": {  
    "Arn": "string",  
    "CreationTime": "string",  
    "CreatorRequestId": "string",  
    "DomainCount": number,  
    "Id": "string",  
    "ManagedOwnerName": "string",  
    "ModificationTime": "string",  
    "Name": "string",  
    "Status": "string",  
    "StatusMessage": "string"  
  }  
}
```

```
}  
}
```

Response Elements

If the action is successful, the service sends back an HTTP 200 response.

The following data is returned in JSON format by the service.

FirewallDomainList

The domain list that you requested.

Type: [FirewallDomainList](#) object

Errors

For information about the errors that are common to all actions, see [Common Errors](#).

AccessDeniedException

The current account doesn't have the IAM permissions required to perform the specified Resolver operation.

This error can also be thrown when a customer has reached the 5120 character limit for a resource policy for CloudWatch Logs.

HTTP Status Code: 400

InternalServiceErrorException

We encountered an unknown error. Try again in a few minutes.

HTTP Status Code: 400

ResourceNotFoundException

The specified resource doesn't exist.

HTTP Status Code: 400

ThrottlingException

The request was throttled. Try again in a few minutes.

HTTP Status Code: 400

See Also

For more information about using this API in one of the language-specific AWS SDKs, see the following:

- [AWS Command Line Interface](#)
- [AWS SDK for .NET](#)
- [AWS SDK for C++](#)
- [AWS SDK for Go v2](#)
- [AWS SDK for Java V2](#)
- [AWS SDK for JavaScript V3](#)
- [AWS SDK for PHP V3](#)
- [AWS SDK for Python](#)
- [AWS SDK for Ruby V3](#)

GetFirewallRuleGroup

Service: Amazon Route 53 Resolver

Retrieves the specified firewall rule group.

Request Syntax

```
{
  "FirewallRuleGroupId": "string"
}
```

Request Parameters

For information about the parameters that are common to all actions, see [Common Parameters](#).

The request accepts the following data in JSON format.

FirewallRuleGroupId

The unique identifier of the firewall rule group.

Type: String

Length Constraints: Minimum length of 1. Maximum length of 64.

Required: Yes

Response Syntax

```
{
  "FirewallRuleGroup": {
    "Arn": "string",
    "CreationTime": "string",
    "CreatorRequestId": "string",
    "Id": "string",
    "ModificationTime": "string",
    "Name": "string",
    "OwnerId": "string",
    "RuleCount": number,
    "ShareStatus": "string",
    "Status": "string",
    "StatusMessage": "string"
  }
}
```

```
}  
}
```

Response Elements

If the action is successful, the service sends back an HTTP 200 response.

The following data is returned in JSON format by the service.

[FirewallRuleGroup](#)

A collection of rules used to filter DNS network traffic.

Type: [FirewallRuleGroup](#) object

Errors

For information about the errors that are common to all actions, see [Common Errors](#).

AccessDeniedException

The current account doesn't have the IAM permissions required to perform the specified Resolver operation.

This error can also be thrown when a customer has reached the 5120 character limit for a resource policy for CloudWatch Logs.

HTTP Status Code: 400

InternalServiceErrorException

We encountered an unknown error. Try again in a few minutes.

HTTP Status Code: 400

ResourceNotFoundException

The specified resource doesn't exist.

HTTP Status Code: 400

ThrottlingException

The request was throttled. Try again in a few minutes.

HTTP Status Code: 400

See Also

For more information about using this API in one of the language-specific AWS SDKs, see the following:

- [AWS Command Line Interface](#)
- [AWS SDK for .NET](#)
- [AWS SDK for C++](#)
- [AWS SDK for Go v2](#)
- [AWS SDK for Java V2](#)
- [AWS SDK for JavaScript V3](#)
- [AWS SDK for PHP V3](#)
- [AWS SDK for Python](#)
- [AWS SDK for Ruby V3](#)

GetFirewallRuleGroupAssociation

Service: Amazon Route 53 Resolver

Retrieves a firewall rule group association, which enables DNS filtering for a VPC with one rule group. A VPC can have more than one firewall rule group association, and a rule group can be associated with more than one VPC.

Request Syntax

```
{  
  "FirewallRuleGroupAssociationId": "string"  
}
```

Request Parameters

For information about the parameters that are common to all actions, see [Common Parameters](#).

The request accepts the following data in JSON format.

[FirewallRuleGroupAssociationId](#)

The identifier of the [FirewallRuleGroupAssociation](#).

Type: String

Length Constraints: Minimum length of 1. Maximum length of 64.

Required: Yes

Response Syntax

```
{  
  "FirewallRuleGroupAssociation": {  
    "Arn": "string",  
    "CreationTime": "string",  
    "CreatorRequestId": "string",  
    "FirewallRuleGroupId": "string",  
    "Id": "string",  
    "ManagedOwnerName": "string",  
    "ModificationTime": "string",  
    "MutationProtection": "string",
```

```
    "Name": "string",
    "Priority": number,
    "Status": "string",
    "StatusMessage": "string",
    "VpcId": "string"
  }
}
```

Response Elements

If the action is successful, the service sends back an HTTP 200 response.

The following data is returned in JSON format by the service.

FirewallRuleGroupAssociation

The association that you requested.

Type: [FirewallRuleGroupAssociation](#) object

Errors

For information about the errors that are common to all actions, see [Common Errors](#).

AccessDeniedException

The current account doesn't have the IAM permissions required to perform the specified Resolver operation.

This error can also be thrown when a customer has reached the 5120 character limit for a resource policy for CloudWatch Logs.

HTTP Status Code: 400

InternalServerErrorException

We encountered an unknown error. Try again in a few minutes.

HTTP Status Code: 400

ResourceNotFoundException

The specified resource doesn't exist.

HTTP Status Code: 400

ThrottlingException

The request was throttled. Try again in a few minutes.

HTTP Status Code: 400

See Also

For more information about using this API in one of the language-specific AWS SDKs, see the following:

- [AWS Command Line Interface](#)
- [AWS SDK for .NET](#)
- [AWS SDK for C++](#)
- [AWS SDK for Go v2](#)
- [AWS SDK for Java V2](#)
- [AWS SDK for JavaScript V3](#)
- [AWS SDK for PHP V3](#)
- [AWS SDK for Python](#)
- [AWS SDK for Ruby V3](#)

GetFirewallRuleGroupPolicy

Service: Amazon Route 53 Resolver

Returns the AWS Identity and Access Management (AWS IAM) policy for sharing the specified rule group. You can use the policy to share the rule group using AWS Resource Access Manager (AWS RAM).

Request Syntax

```
{  
  "Arn": "string"  
}
```

Request Parameters

For information about the parameters that are common to all actions, see [Common Parameters](#).

The request accepts the following data in JSON format.

Arn

The ARN (Amazon Resource Name) for the rule group.

Type: String

Length Constraints: Minimum length of 1. Maximum length of 255.

Required: Yes

Response Syntax

```
{  
  "FirewallRuleGroupPolicy": "string"  
}
```

Response Elements

If the action is successful, the service sends back an HTTP 200 response.

The following data is returned in JSON format by the service.

FirewallRuleGroupPolicy

The AWS Identity and Access Management (AWS IAM) policy for sharing the specified rule group. You can use the policy to share the rule group using AWS Resource Access Manager (AWS RAM).

Type: String

Length Constraints: Maximum length of 30000.

Errors

For information about the errors that are common to all actions, see [Common Errors](#).

AccessDeniedException

The current account doesn't have the IAM permissions required to perform the specified Resolver operation.

This error can also be thrown when a customer has reached the 5120 character limit for a resource policy for CloudWatch Logs.

HTTP Status Code: 400

InternalServerErrorException

We encountered an unknown error. Try again in a few minutes.

HTTP Status Code: 400

ResourceNotFoundException

The specified resource doesn't exist.

HTTP Status Code: 400

ThrottlingException

The request was throttled. Try again in a few minutes.

HTTP Status Code: 400

ValidationException

You have provided an invalid command. If you ran the `UpdateFirewallDomains` request, supported values are ADD, REMOVE, or REPLACE a domain.

HTTP Status Code: 400

See Also

For more information about using this API in one of the language-specific AWS SDKs, see the following:

- [AWS Command Line Interface](#)
- [AWS SDK for .NET](#)
- [AWS SDK for C++](#)
- [AWS SDK for Go v2](#)
- [AWS SDK for Java V2](#)
- [AWS SDK for JavaScript V3](#)
- [AWS SDK for PHP V3](#)
- [AWS SDK for Python](#)
- [AWS SDK for Ruby V3](#)

GetOutpostResolver

Service: Amazon Route 53 Resolver

Gets information about a specified Resolver on the Outpost, such as its instance count and type, name, and the current status of the Resolver.

Request Syntax

```
{
  "Id": "string"
}
```

Request Parameters

For information about the parameters that are common to all actions, see [Common Parameters](#).

The request accepts the following data in JSON format.

Id

The ID of the Resolver on the Outpost.

Type: String

Length Constraints: Minimum length of 1. Maximum length of 64.

Required: Yes

Response Syntax

```
{
  "OutpostResolver": {
    "Arn": "string",
    "CreationTime": "string",
    "CreatorRequestId": "string",
    "Id": "string",
    "InstanceCount": number,
    "ModificationTime": "string",
    "Name": "string",
    "OutpostArn": "string",
    "PreferredInstanceType": "string",
  }
}
```

```
    "Status": "string",  
    "StatusMessage": "string"  
  }  
}
```

Response Elements

If the action is successful, the service sends back an HTTP 200 response.

The following data is returned in JSON format by the service.

OutpostResolver

Information about the `GetOutpostResolver` request, including the status of the request.

Type: [OutpostResolver](#) object

Errors

For information about the errors that are common to all actions, see [Common Errors](#).

AccessDeniedException

The current account doesn't have the IAM permissions required to perform the specified Resolver operation.

This error can also be thrown when a customer has reached the 5120 character limit for a resource policy for CloudWatch Logs.

HTTP Status Code: 400

InternalServerErrorException

We encountered an unknown error. Try again in a few minutes.

HTTP Status Code: 400

ResourceNotFoundException

The specified resource doesn't exist.

HTTP Status Code: 400

ThrottlingException

The request was throttled. Try again in a few minutes.

HTTP Status Code: 400

ValidationException

You have provided an invalid command. If you ran the `UpdateFirewallDomains` request, supported values are `ADD`, `REMOVE`, or `REPLACE` a domain.

HTTP Status Code: 400

See Also

For more information about using this API in one of the language-specific AWS SDKs, see the following:

- [AWS Command Line Interface](#)
- [AWS SDK for .NET](#)
- [AWS SDK for C++](#)
- [AWS SDK for Go v2](#)
- [AWS SDK for Java V2](#)
- [AWS SDK for JavaScript V3](#)
- [AWS SDK for PHP V3](#)
- [AWS SDK for Python](#)
- [AWS SDK for Ruby V3](#)

GetResolverConfig

Service: Amazon Route 53 Resolver

Retrieves the behavior configuration of Route 53 Resolver behavior for a single VPC from Amazon Virtual Private Cloud.

Request Syntax

```
{  
  "ResourceId": "string"  
}
```

Request Parameters

For information about the parameters that are common to all actions, see [Common Parameters](#).

The request accepts the following data in JSON format.

ResourceId

Resource ID of the Amazon VPC that you want to get information about.

Type: String

Length Constraints: Minimum length of 1. Maximum length of 64.

Required: Yes

Response Syntax

```
{  
  "ResolverConfig": {  
    "AutodefinedReverse": "string",  
    "Id": "string",  
    "OwnerId": "string",  
    "ResourceId": "string"  
  }  
}
```

Response Elements

If the action is successful, the service sends back an HTTP 200 response.

The following data is returned in JSON format by the service.

ResolverConfig

Information about the behavior configuration of Route 53 Resolver behavior for the VPC you specified in the `GetResolverConfig` request.

Type: [ResolverConfig](#) object

Errors

For information about the errors that are common to all actions, see [Common Errors](#).

AccessDeniedException

The current account doesn't have the IAM permissions required to perform the specified Resolver operation.

This error can also be thrown when a customer has reached the 5120 character limit for a resource policy for CloudWatch Logs.

HTTP Status Code: 400

InternalServerErrorException

We encountered an unknown error. Try again in a few minutes.

HTTP Status Code: 400

InvalidParameterException

One or more parameters in this request are not valid.

HTTP Status Code: 400

ResourceNotFoundException

The specified resource doesn't exist.

HTTP Status Code: 400

ThrottlingException

The request was throttled. Try again in a few minutes.

HTTP Status Code: 400

ValidationException

You have provided an invalid command. If you ran the `UpdateFirewallDomains` request, supported values are `ADD`, `REMOVE`, or `REPLACE` a domain.

HTTP Status Code: 400

See Also

For more information about using this API in one of the language-specific AWS SDKs, see the following:

- [AWS Command Line Interface](#)
- [AWS SDK for .NET](#)
- [AWS SDK for C++](#)
- [AWS SDK for Go v2](#)
- [AWS SDK for Java V2](#)
- [AWS SDK for JavaScript V3](#)
- [AWS SDK for PHP V3](#)
- [AWS SDK for Python](#)
- [AWS SDK for Ruby V3](#)

GetResolverDnssecConfig

Service: Amazon Route 53 Resolver

Gets DNSSEC validation information for a specified resource.

Request Syntax

```
{
  "ResourceId": "string"
}
```

Request Parameters

For information about the parameters that are common to all actions, see [Common Parameters](#).

The request accepts the following data in JSON format.

ResourceId

The ID of the virtual private cloud (VPC) for the DNSSEC validation status.

Type: String

Length Constraints: Minimum length of 1. Maximum length of 64.

Required: Yes

Response Syntax

```
{
  "ResolverDNSSECConfig": {
    "Id": "string",
    "OwnerId": "string",
    "ResourceId": "string",
    "ValidationStatus": "string"
  }
}
```

Response Elements

If the action is successful, the service sends back an HTTP 200 response.

The following data is returned in JSON format by the service.

ResolverDNSSECConfig

The information about a configuration for DNSSEC validation.

Type: [ResolverDnssecConfig](#) object

Errors

For information about the errors that are common to all actions, see [Common Errors](#).

AccessDeniedException

The current account doesn't have the IAM permissions required to perform the specified Resolver operation.

This error can also be thrown when a customer has reached the 5120 character limit for a resource policy for CloudWatch Logs.

HTTP Status Code: 400

InternalServiceErrorException

We encountered an unknown error. Try again in a few minutes.

HTTP Status Code: 400

InvalidParameterException

One or more parameters in this request are not valid.

HTTP Status Code: 400

InvalidRequestException

The request is invalid.

HTTP Status Code: 400

ResourceNotFoundException

The specified resource doesn't exist.

HTTP Status Code: 400

ThrottlingException

The request was throttled. Try again in a few minutes.

HTTP Status Code: 400

See Also

For more information about using this API in one of the language-specific AWS SDKs, see the following:

- [AWS Command Line Interface](#)
- [AWS SDK for .NET](#)
- [AWS SDK for C++](#)
- [AWS SDK for Go v2](#)
- [AWS SDK for Java V2](#)
- [AWS SDK for JavaScript V3](#)
- [AWS SDK for PHP V3](#)
- [AWS SDK for Python](#)
- [AWS SDK for Ruby V3](#)

GetResolverEndpoint

Service: Amazon Route 53 Resolver

Gets information about a specified Resolver endpoint, such as whether it's an inbound or an outbound Resolver endpoint, and the current status of the endpoint.

Request Syntax

```
{
  "ResolverEndpointId": "string"
}
```

Request Parameters

For information about the parameters that are common to all actions, see [Common Parameters](#).

The request accepts the following data in JSON format.

ResolverEndpointId

The ID of the Resolver endpoint that you want to get information about.

Type: String

Length Constraints: Minimum length of 1. Maximum length of 64.

Required: Yes

Response Syntax

```
{
  "ResolverEndpoint": {
    "Arn": "string",
    "CreationTime": "string",
    "CreatorRequestId": "string",
    "Direction": "string",
    "HostVPCId": "string",
    "Id": "string",
    "IpAddressCount": number,
    "ModificationTime": "string",
```

```
    "Name": "string",
    "OutpostArn": "string",
    "PreferredInstanceType": "string",
    "Protocols": [ "string" ],
    "ResolverEndpointType": "string",
    "SecurityGroupIds": [ "string" ],
    "Status": "string",
    "StatusMessage": "string"
  }
}
```

Response Elements

If the action is successful, the service sends back an HTTP 200 response.

The following data is returned in JSON format by the service.

ResolverEndpoint

Information about the Resolver endpoint that you specified in a `GetResolverEndpoint` request.

Type: [ResolverEndpoint](#) object

Errors

For information about the errors that are common to all actions, see [Common Errors](#).

InternalServerErrorException

We encountered an unknown error. Try again in a few minutes.

HTTP Status Code: 400

InvalidParameterException

One or more parameters in this request are not valid.

HTTP Status Code: 400

ResourceNotFoundException

The specified resource doesn't exist.

HTTP Status Code: 400

ThrottlingException

The request was throttled. Try again in a few minutes.

HTTP Status Code: 400

Examples

GetResolverEndpoint Example

This example illustrates one usage of GetResolverEndpoint.

Sample Request

```
POST / HTTP/1.1
Host: route53resolver.us-east-2.amazonaws.com
Accept-Encoding: identity
Content-Length: 52
X-Amz-Target: Route53Resolver.GetResolverEndpoint
X-Amz-Date: 20181101T184736Z
User-Agent: aws-cli/1.16.45 Python/2.7.10 Darwin/16.7.0 botocore/1.12.35
Content-Type: application/x-amz-json-1.1
Authorization: AWS4-HMAC-SHA256
                Credential=AKIAJJ2SONIPEXAMPLE/20181101/us-east-2/route53resolver/
aws4_request,
                SignedHeaders=content-type;host;x-amz-date;x-amz-target,
                Signature=[calculated-signature]

{"ResolverEndpointId": "rslvr-in-60b9fd8fdbexample"}
```

Sample Response

```
HTTP/1.1 200 OK
Date: Thu, 01 Nov 2018 18:47:36 GMT
Content-Type: application/x-amz-json-1.1
Content-Length: 490
x-amzn-RequestId: 98d13818-b790-4aa8-8ed8-87a1eexample
Connection: keep-alive

{
  "ResolverEndpoint": {
```

```
    "Arn": "arn:aws:route53resolver:us-east-2:123456789012:resolver-endpoint/rslvr-
in-60b9fd8fdbexample",
    "CreationTime": "2018-11-01T18:44:50.372Z",
    "CreatorRequestId": "1234",
    "Direction": "INBOUND",
    "HostVPCId": "vpc-03cf94c75cexample",
    "Id": "rslvr-in-60b9fd8fdbexample",
    "IpAddressCount": 2,
    "ModificationTime": "2018-11-01T18:44:50.372Z",
    "Name": "MyInbound",
    "SecurityGroupIds": [
        "sg-020a3554aexample"
    ],
    "Status": "OPERATIONAL",
    "StatusMessage": "This Resolver Endpoint is operational."
}
}
```

See Also

For more information about using this API in one of the language-specific AWS SDKs, see the following:

- [AWS Command Line Interface](#)
- [AWS SDK for .NET](#)
- [AWS SDK for C++](#)
- [AWS SDK for Go v2](#)
- [AWS SDK for Java V2](#)
- [AWS SDK for JavaScript V3](#)
- [AWS SDK for PHP V3](#)
- [AWS SDK for Python](#)
- [AWS SDK for Ruby V3](#)

GetResolverQueryLogConfig

Service: Amazon Route 53 Resolver

Gets information about a specified Resolver query logging configuration, such as the number of VPCs that the configuration is logging queries for and the location that logs are sent to.

Request Syntax

```
{
  "ResolverQueryLogConfigId": "string"
}
```

Request Parameters

For information about the parameters that are common to all actions, see [Common Parameters](#).

The request accepts the following data in JSON format.

[ResolverQueryLogConfigId](#)

The ID of the Resolver query logging configuration that you want to get information about.

Type: String

Length Constraints: Minimum length of 1. Maximum length of 64.

Required: Yes

Response Syntax

```
{
  "ResolverQueryLogConfig": {
    "Arn": "string",
    "AssociationCount": number,
    "CreationTime": "string",
    "CreatorRequestId": "string",
    "DestinationArn": "string",
    "Id": "string",
    "Name": "string",
    "OwnerId": "string",
    "ShareStatus": "string",
  }
}
```



```
    "Status": "string"  
  }  
}
```

Response Elements

If the action is successful, the service sends back an HTTP 200 response.

The following data is returned in JSON format by the service.

ResolverQueryLogConfig

Information about the Resolver query logging configuration that you specified in a `GetQueryLogConfig` request.

Type: [ResolverQueryLogConfig](#) object

Errors

For information about the errors that are common to all actions, see [Common Errors](#).

AccessDeniedException

The current account doesn't have the IAM permissions required to perform the specified Resolver operation.

This error can also be thrown when a customer has reached the 5120 character limit for a resource policy for CloudWatch Logs.

HTTP Status Code: 400

InternalServerErrorException

We encountered an unknown error. Try again in a few minutes.

HTTP Status Code: 400

InvalidParameterException

One or more parameters in this request are not valid.

HTTP Status Code: 400

InvalidRequestException

The request is invalid.

HTTP Status Code: 400

ResourceNotFoundException

The specified resource doesn't exist.

HTTP Status Code: 400

ThrottlingException

The request was throttled. Try again in a few minutes.

HTTP Status Code: 400

Examples

GetResolverQueryLogConfig Example

This example illustrates one usage of `GetResolverQueryLogConfig`.

Sample Request

```
POST / HTTP/1.1
Host: route53resolver.us-east-2.amazonaws.com
Accept-Encoding: identity
Content-Length: 48
X-Amz-Target: Route53Resolver.GetResolverQueryLogConfig
X-Amz-Date: 20200731T192652Z
User-Agent: aws-cli/1.16.45 Python/2.7.10 Darwin/16.7.0 botocore/1.12.35
Content-Type: application/x-amz-json-1.1
Authorization: AWS4-HMAC-SHA256
                Credential=AKIAJJ2SONIPEXAMPLE/20181101/us-east-2/route53resolver/
aws4_request,
                SignedHeaders=content-type;host;x-amz-date;x-amz-target,
                Signature=[calculated-signature]

{
  "ResolverQueryLogConfigId": "rqlc-8ca61fe7cexample"
}
```

Sample Response

```
HTTP/1.1 200 OK
Date: Thu, 01 Nov 2018 19:26:52 GMT
Content-Type: application/x-amz-json-1.1
Content-Length: 464
x-amzn-RequestId: 1d7c8aad-1c63-413d-88a9-bc7b0example
Connection: keep-alive

{
  "ResolverQueryLogConfig": {
    "Arn": "arn:aws:route53resolver:us-east-1:111122223333:resolver-query-log-
config/rqlc-8ca61fe7cexample",
    "AssociationCount": "1",
    "CreationTime": "20200731T191604Z",
    "CreatorRequestId": "ramirezd-20200731T191001Z",
    "DestinationArn": "arn:aws:s3:::examplebucket/development/",
    "Id": "rqlc-8ca61fe7c055415a",
    "Name": "MyQueryLog",
    "OwnerId": "111122223333",
    "ShareStatus": "NOT_SHARED",
    "Status": "CREATING"
  }
}
```

See Also

For more information about using this API in one of the language-specific AWS SDKs, see the following:

- [AWS Command Line Interface](#)
- [AWS SDK for .NET](#)
- [AWS SDK for C++](#)
- [AWS SDK for Go v2](#)
- [AWS SDK for Java V2](#)
- [AWS SDK for JavaScript V3](#)
- [AWS SDK for PHP V3](#)
- [AWS SDK for Python](#)
- [AWS SDK for Ruby V3](#)

GetResolverQueryLogConfigAssociation

Service: Amazon Route 53 Resolver

Gets information about a specified association between a Resolver query logging configuration and an Amazon VPC. When you associate a VPC with a query logging configuration, Resolver logs DNS queries that originate in that VPC.

Request Syntax

```
{  
  "ResolverQueryLogConfigAssociationId": "string"  
}
```

Request Parameters

For information about the parameters that are common to all actions, see [Common Parameters](#).

The request accepts the following data in JSON format.

ResolverQueryLogConfigAssociationId

The ID of the Resolver query logging configuration association that you want to get information about.

Type: String

Length Constraints: Minimum length of 1. Maximum length of 64.

Required: Yes

Response Syntax

```
{  
  "ResolverQueryLogConfigAssociation": {  
    "CreationTime": "string",  
    "Error": "string",  
    "ErrorMessage": "string",  
    "Id": "string",  
    "ResolverQueryLogConfigId": "string",  
    "ResourceId": "string",
```

```
    "Status": "string"  
  }  
}
```

Response Elements

If the action is successful, the service sends back an HTTP 200 response.

The following data is returned in JSON format by the service.

ResolverQueryLogConfigAssociation

Information about the Resolver query logging configuration association that you specified in a `GetQueryLogConfigAssociation` request.

Type: [ResolverQueryLogConfigAssociation](#) object

Errors

For information about the errors that are common to all actions, see [Common Errors](#).

AccessDeniedException

The current account doesn't have the IAM permissions required to perform the specified Resolver operation.

This error can also be thrown when a customer has reached the 5120 character limit for a resource policy for CloudWatch Logs.

HTTP Status Code: 400

InternalServerErrorException

We encountered an unknown error. Try again in a few minutes.

HTTP Status Code: 400

InvalidParameterException

One or more parameters in this request are not valid.

HTTP Status Code: 400

InvalidRequestException

The request is invalid.

HTTP Status Code: 400

ResourceNotFoundException

The specified resource doesn't exist.

HTTP Status Code: 400

ThrottlingException

The request was throttled. Try again in a few minutes.

HTTP Status Code: 400

Examples

GetResolverQueryLogConfigAssociation Example

This example illustrates one usage of `GetResolverQueryLogConfigAssociation`.

Sample Request

```
POST / HTTP/1.1
Host: route53resolver.us-east-2.amazonaws.com
Accept-Encoding: identity
Content-Length: 48
X-Amz-Target: Route53Resolver.GetResolverQueryLogConfigAssociation
X-Amz-Date: 20200731T192652Z
User-Agent: aws-cli/1.16.45 Python/2.7.10 Darwin/16.7.0 botocore/1.12.35
Content-Type: application/x-amz-json-1.1
Authorization: AWS4-HMAC-SHA256
                Credential=AKIAJJ2SONIPEXAMPLE/20181101/us-east-2/route53resolver/
aws4_request,
                SignedHeaders=content-type;host;x-amz-date;x-amz-target,
                Signature=[calculated-signature]

{
  "ResolverQueryLogConfigAssociationId": "rqlca-ff85e1ffexample"
}
```

Sample Response

```
HTTP/1.1 200 OK
Date: Thu, 01 Nov 2018 19:26:52 GMT
Content-Type: application/x-amz-json-1.1
Content-Length: 464
x-amzn-RequestId: 1d7c8aad-1c63-413d-88a9-bc7b0example
Connection: keep-alive
```

```
{
  "ResolverQueryLogConfigAssociation":{
    "CreationTime": "2020-07-31T18:52:23.30Z",
    "Error": "",
    "ErrorMessage": "",
    "Id": "rqlca-ff85e1ffexample",
    "ResolverQueryLogConfigId": "rqlc-8ca61fe7cexample",
    "Resource": "vpc-03cf94c75cexample",
    "Status": "CREATED"
  }
}
```

See Also

For more information about using this API in one of the language-specific AWS SDKs, see the following:

- [AWS Command Line Interface](#)
- [AWS SDK for .NET](#)
- [AWS SDK for C++](#)
- [AWS SDK for Go v2](#)
- [AWS SDK for Java V2](#)
- [AWS SDK for JavaScript V3](#)
- [AWS SDK for PHP V3](#)
- [AWS SDK for Python](#)
- [AWS SDK for Ruby V3](#)

GetResolverQueryLogConfigPolicy

Service: Amazon Route 53 Resolver

Gets information about a query logging policy. A query logging policy specifies the Resolver query logging operations and resources that you want to allow another AWS account to be able to use.

Request Syntax

```
{
  "Arn": "string"
}
```

Request Parameters

For information about the parameters that are common to all actions, see [Common Parameters](#).

The request accepts the following data in JSON format.

Arn

The ARN of the query logging configuration that you want to get the query logging policy for.

Type: String

Length Constraints: Minimum length of 1. Maximum length of 255.

Required: Yes

Response Syntax

```
{
  "ResolverQueryLogConfigPolicy": "string"
}
```

Response Elements

If the action is successful, the service sends back an HTTP 200 response.

The following data is returned in JSON format by the service.

ResolverQueryLogConfigPolicy

Information about the query logging policy for the query logging configuration that you specified in a `GetResolverQueryLogConfigPolicy` request.

Type: String

Length Constraints: Maximum length of 30000.

Errors

For information about the errors that are common to all actions, see [Common Errors](#).

AccessDeniedException

The current account doesn't have the IAM permissions required to perform the specified Resolver operation.

This error can also be thrown when a customer has reached the 5120 character limit for a resource policy for CloudWatch Logs.

HTTP Status Code: 400

InternalServerErrorException

We encountered an unknown error. Try again in a few minutes.

HTTP Status Code: 400

InvalidParameterException

One or more parameters in this request are not valid.

HTTP Status Code: 400

InvalidRequestException

The request is invalid.

HTTP Status Code: 400

UnknownResourceException

The specified resource doesn't exist.

HTTP Status Code: 400

Examples

GetResolverQueryLogConfigPolicy Example

This example illustrates one usage of GetResolverQueryLogConfigPolicy.

Sample Request

```
POST / HTTP/1.1
Host: route53resolver.us-east-2.amazonaws.com
Accept-Encoding: identity
Content-Length: 48
X-Amz-Target: Route53Resolver.GetResolverQueryLogConfigPolicy
X-Amz-Date: 20181101T192652Z
User-Agent: aws-cli/1.16.45 Python/2.7.10 Darwin/16.7.0 botocore/1.12.35
Content-Type: application/x-amz-json-1.1
Authorization: AWS4-HMAC-SHA256
                Credential=AKIAJJ2SONIPEXAMPLE/20181101/us-east-2/route53resolver/
aws4_request,
                SignedHeaders=content-type;host;x-amz-date;x-amz-target,
                Signature=[calculated-signature]

{
  "Arn": "arn:aws:route53resolver:us-east-1:111122223333:resolver-query-log-config/
rqlc-8ca61fe7cexample"
}
```

Sample Response

```
HTTP/1.1 200 OK
Date: Thu, 01 Nov 2018 19:26:52 GMT
Content-Type: application/x-amz-json-1.1
Content-Length: 314
x-amzn-RequestId: 1d7c8aad-1c63-413d-88a9-bc7b0example
Connection: keep-alive

{
  "ResolverQueryLogConfigPolicy": {
    "Version": "2012-10-17",
    "Statement": [
```

```
{
  "Effect": "Allow",
  "Principal": {
    "AWS": [
      "123456789012"
    ]
  },
  "Action": [
    "route53resolver:AssociateResolverQueryLogConfig",
    "route53resolver:CreateResolverQueryLogConfig",
    "route53resolver>DeleteResolverQueryLogConfig",
    "route53resolver:DisassociateResolverQueryLogConfig",
    "route53resolver:ListResolverQueryLogConfigAssociations",
    "route53resolver:ListResolverQueryLogConfigs"
  ],
  "Resource": [
    "arn:aws:route53resolver:us-east-1:111122223333:resolver-query-log-
config/rqlc-8ca61fe7cexample"
  ]
}
]
```

See Also

For more information about using this API in one of the language-specific AWS SDKs, see the following:

- [AWS Command Line Interface](#)
- [AWS SDK for .NET](#)
- [AWS SDK for C++](#)
- [AWS SDK for Go v2](#)
- [AWS SDK for Java V2](#)
- [AWS SDK for JavaScript V3](#)
- [AWS SDK for PHP V3](#)
- [AWS SDK for Python](#)
- [AWS SDK for Ruby V3](#)

GetResolverRule

Service: Amazon Route 53 Resolver

Gets information about a specified Resolver rule, such as the domain name that the rule forwards DNS queries for and the ID of the outbound Resolver endpoint that the rule is associated with.

Request Syntax

```
{  
  "ResolverRuleId": "string"  
}
```

Request Parameters

For information about the parameters that are common to all actions, see [Common Parameters](#).

The request accepts the following data in JSON format.

ResolverRuleId

The ID of the Resolver rule that you want to get information about.

Type: String

Length Constraints: Minimum length of 1. Maximum length of 64.

Required: Yes

Response Syntax

```
{  
  "ResolverRule": {  
    "Arn": "string",  
    "CreationTime": "string",  
    "CreatorRequestId": "string",  
    "DomainName": "string",  
    "Id": "string",  
    "ModificationTime": "string",  
    "Name": "string",  
    "OwnerId": "string",
```

```
"ResolverEndpointId": "string",
"RuleType": "string",
"ShareStatus": "string",
"Status": "string",
"StatusMessage": "string",
"TargetIps": [
  {
    "Ip": "string",
    "Ipv6": "string",
    "Port": number,
    "Protocol": "string"
  }
]
```

Response Elements

If the action is successful, the service sends back an HTTP 200 response.

The following data is returned in JSON format by the service.

ResolverRule

Information about the Resolver rule that you specified in a `GetResolverRule` request.

Type: [ResolverRule](#) object

Errors

For information about the errors that are common to all actions, see [Common Errors](#).

InternalServiceErrorException

We encountered an unknown error. Try again in a few minutes.

HTTP Status Code: 400

InvalidParameterException

One or more parameters in this request are not valid.

HTTP Status Code: 400

ResourceNotFoundException

The specified resource doesn't exist.

HTTP Status Code: 400

ThrottlingException

The request was throttled. Try again in a few minutes.

HTTP Status Code: 400

Examples

GetResolverRule Example

This example illustrates one usage of `GetResolverRule`.

Sample Request

```
POST / HTTP/1.1
Host: route53resolver.us-east-2.amazonaws.com
Accept-Encoding: identity
Content-Length: 48
X-Amz-Target: Route53Resolver.GetResolverRule
X-Amz-Date: 20181101T192652Z
User-Agent: aws-cli/1.16.45 Python/2.7.10 Darwin/16.7.0 botocore/1.12.35
Content-Type: application/x-amz-json-1.1
Authorization: AWS4-HMAC-SHA256
                Credential=AKIAJJ2SONIPEXAMPLE/20181101/us-east-2/route53resolver/
aws4_request,
                SignedHeaders=content-type;host;x-amz-date;x-amz-target,
                Signature=[calculated-signature]

{
  "ResolverRuleId": "rslvr-rr-5328a0899aexample"
}
```

Sample Response

```
HTTP/1.1 200 OK
Date: Thu, 01 Nov 2018 19:26:52 GMT
Content-Type: application/x-amz-json-1.1
```

```
Content-Length: 464
x-amzn-RequestId: 1d7c8aad-1c63-413d-88a9-bc7b0example
Connection: keep-alive

{
  "ResolverRule": {
    "Arn": "arn:aws:route53resolver:us-east-2:123456789012:resolver-rule/rslvr-rr-5328a0899aexample",
    "CreatorRequestId": "999",
    "DomainName": "example.com",
    "Id": "rslvr-rr-5328a0899aexample",
    "OwnerId": "123456789012",
    "ResolverEndpointId": "rslvr-out-fdc049932dexample",
    "RuleType": "FORWARD",
    "Status": "COMPLETE",
    "StatusMessage": "[Trace id: 1-5bdb52b3-68082ffc336d18153example] Successfully created Resolver Rule.",
    "TargetIps": [
      {
        "Ip": "192.0.2.6",
        "Port": 53
      }
    ]
  }
}
```

See Also

For more information about using this API in one of the language-specific AWS SDKs, see the following:

- [AWS Command Line Interface](#)
- [AWS SDK for .NET](#)
- [AWS SDK for C++](#)
- [AWS SDK for Go v2](#)
- [AWS SDK for Java V2](#)
- [AWS SDK for JavaScript V3](#)
- [AWS SDK for PHP V3](#)
- [AWS SDK for Python](#)
- [AWS SDK for Ruby V3](#)

GetResolverRuleAssociation

Service: Amazon Route 53 Resolver

Gets information about an association between a specified Resolver rule and a VPC. You associate a Resolver rule and a VPC using [AssociateResolverRule](#).

Request Syntax

```
{  
  "ResolverRuleAssociationId": "string"  
}
```

Request Parameters

For information about the parameters that are common to all actions, see [Common Parameters](#).

The request accepts the following data in JSON format.

[ResolverRuleAssociationId](#)

The ID of the Resolver rule association that you want to get information about.

Type: String

Length Constraints: Minimum length of 1. Maximum length of 64.

Required: Yes

Response Syntax

```
{  
  "ResolverRuleAssociation": {  
    "Id": "string",  
    "Name": "string",  
    "ResolverRuleId": "string",  
    "Status": "string",  
    "StatusMessage": "string",  
    "VPCId": "string"  
  }  
}
```

Response Elements

If the action is successful, the service sends back an HTTP 200 response.

The following data is returned in JSON format by the service.

ResolverRuleAssociation

Information about the Resolver rule association that you specified in a `GetResolverRuleAssociation` request.

Type: [ResolverRuleAssociation](#) object

Errors

For information about the errors that are common to all actions, see [Common Errors](#).

InternalServerErrorException

We encountered an unknown error. Try again in a few minutes.

HTTP Status Code: 400

InvalidParameterException

One or more parameters in this request are not valid.

HTTP Status Code: 400

ResourceNotFoundException

The specified resource doesn't exist.

HTTP Status Code: 400

ThrottlingException

The request was throttled. Try again in a few minutes.

HTTP Status Code: 400

Examples

GetResolverRuleAssociation Example

This example illustrates one usage of GetResolverRuleAssociation.

Sample Request

```
POST / HTTP/1.1
Host: route53resolver.us-east-2.amazonaws.com
Accept-Encoding: identity
Content-Length: 48
X-Amz-Target: Route53Resolver.GetResolverRuleAssociation
X-Amz-Date: 20181101T192652Z
User-Agent: aws-cli/1.16.45 Python/2.7.10 Darwin/16.7.0 botocore/1.12.35
Content-Type: application/x-amz-json-1.1
Authorization: AWS4-HMAC-SHA256
                Credential=AKIAJJ2SONIPEXAMPLE/20181101/us-east-2/route53resolver/
aws4_request,
                SignedHeaders=content-type;host;x-amz-date;x-amz-target,
                Signature=[calculated-signature]

{
  "ResolverRuleAssociationId": "rslvr-rrassoc-97242eaf88example"
}
```

Sample Response

```
HTTP/1.1 200 OK
Date: Thu, 01 Nov 2018 19:26:52 GMT
Content-Type: application/x-amz-json-1.1
Content-Length: 314
x-amzn-RequestId: 1d7c8aad-1c63-413d-88a9-bc7b0example
Connection: keep-alive

{
  "ResolverRuleAssociation": {
    "Id": "rslvr-rrassoc-97242eaf88example",
    "Name": "forward example.com for gamma VPC",
    "ResolverRuleId": "rslvr-rr-5328a0899example",
    "Status": "CREATING",
    "StatusMessage": "[Trace id: 1-5bdb53db-75f3852c8384ad30fexample], Creating the
association.",
  }
}
```

```
    "VPCId": "vpc-03cf94c75cexample"  
  }  
}
```

See Also

For more information about using this API in one of the language-specific AWS SDKs, see the following:

- [AWS Command Line Interface](#)
- [AWS SDK for .NET](#)
- [AWS SDK for C++](#)
- [AWS SDK for Go v2](#)
- [AWS SDK for Java V2](#)
- [AWS SDK for JavaScript V3](#)
- [AWS SDK for PHP V3](#)
- [AWS SDK for Python](#)
- [AWS SDK for Ruby V3](#)

GetResolverRulePolicy

Service: Amazon Route 53 Resolver

Gets information about the Resolver rule policy for a specified rule. A Resolver rule policy includes the rule that you want to share with another account, the account that you want to share the rule with, and the Resolver operations that you want to allow the account to use.

Request Syntax

```
{  
  "Arn": "string"  
}
```

Request Parameters

For information about the parameters that are common to all actions, see [Common Parameters](#).

The request accepts the following data in JSON format.

Arn

The ID of the Resolver rule that you want to get the Resolver rule policy for.

Type: String

Length Constraints: Minimum length of 1. Maximum length of 255.

Required: Yes

Response Syntax

```
{  
  "ResolverRulePolicy": "string"  
}
```

Response Elements

If the action is successful, the service sends back an HTTP 200 response.

The following data is returned in JSON format by the service.

ResolverRulePolicy

The Resolver rule policy for the rule that you specified in a `GetResolverRulePolicy` request.

Type: String

Length Constraints: Maximum length of 30000.

Errors

For information about the errors that are common to all actions, see [Common Errors](#).

AccessDeniedException

The current account doesn't have the IAM permissions required to perform the specified Resolver operation.

This error can also be thrown when a customer has reached the 5120 character limit for a resource policy for CloudWatch Logs.

HTTP Status Code: 400

InternalServerErrorException

We encountered an unknown error. Try again in a few minutes.

HTTP Status Code: 400

InvalidParameterException

One or more parameters in this request are not valid.

HTTP Status Code: 400

UnknownResourceException

The specified resource doesn't exist.

HTTP Status Code: 400

Examples

GetResolverRulePolicy Example

This example illustrates one usage of `GetResolverRulePolicy`.

Sample Request

```
POST / HTTP/1.1
Host: route53resolver.us-east-2.amazonaws.com
Accept-Encoding: identity
Content-Length: 48
X-Amz-Target: Route53Resolver.GetResolverRulePolicy
X-Amz-Date: 20181101T192652Z
User-Agent: aws-cli/1.16.45 Python/2.7.10 Darwin/16.7.0 botocore/1.12.35
Content-Type: application/x-amz-json-1.1
Authorization: AWS4-HMAC-SHA256
                Credential=AKIAJJ2SONIPEXAMPLE/20181101/us-east-2/route53resolver/
aws4_request,
                SignedHeaders=content-type;host;x-amz-date;x-amz-target,
                Signature=[calculated-signature]

{
  "Arn": "arn:aws:route53resolver:us-east-2:123456789012:resolver-rule/rslvr-
rr-5328a0899aexample"
}
```

Sample Response

```
HTTP/1.1 200 OK
Date: Thu, 01 Nov 2018 19:26:52 GMT
Content-Type: application/x-amz-json-1.1
Content-Length: 314
x-amzn-RequestId: 1d7c8aad-1c63-413d-88a9-bc7b0example
Connection: keep-alive

{
  "ResolverRulePolicy": {
    "Version": "2012-10-17",
    "Statement": [
      {
        "Effect" : "Allow",
        "Principal" : { "AWS" : [ "123456789012" ] },
        "Action" : [
          "route53resolver:GetResolverRule",
          "route53resolver:AssociateResolverRule",
          "route53resolver:DisassociateResolverRule",
          "route53resolver:ListResolverRules",
          "route53resolver:ListResolverRuleAssociations"
        ]
      }
    ]
  }
}
```



```
    ],
    "Resource" : [
      "arn:aws:route53resolver:us-east-2:123456789012:resolver-rule/rslvr-
rr-5328a0899aexample"
    ]
  }
]
```

See Also

For more information about using this API in one of the language-specific AWS SDKs, see the following:

- [AWS Command Line Interface](#)
- [AWS SDK for .NET](#)
- [AWS SDK for C++](#)
- [AWS SDK for Go v2](#)
- [AWS SDK for Java V2](#)
- [AWS SDK for JavaScript V3](#)
- [AWS SDK for PHP V3](#)
- [AWS SDK for Python](#)
- [AWS SDK for Ruby V3](#)

ImportFirewallDomains

Service: Amazon Route 53 Resolver

Imports domain names from a file into a domain list, for use in a DNS firewall rule group.

Each domain specification in your domain list must satisfy the following requirements:

- It can optionally start with * (asterisk).
- With the exception of the optional starting asterisk, it must only contain the following characters: A-Z, a-z, 0-9, - (hyphen).
- It must be from 1-255 characters in length.

Request Syntax

```
{  
  "DomainFileUrl": "string",  
  "FirewallDomainListId": "string",  
  "Operation": "string"  
}
```

Request Parameters

For information about the parameters that are common to all actions, see [Common Parameters](#).

The request accepts the following data in JSON format.

DomainFileUrl

The fully qualified URL or URI of the file stored in Amazon Simple Storage Service (Amazon S3) that contains the list of domains to import.

The file must be in an S3 bucket that's in the same Region as your DNS Firewall. The file must be a text file and must contain a single domain per line.

Type: String

Length Constraints: Minimum length of 1. Maximum length of 1024.

Required: Yes

FirewallDomainListId

The ID of the domain list that you want to modify with the import operation.

Type: String

Length Constraints: Minimum length of 1. Maximum length of 64.

Required: Yes

Operation

What you want DNS Firewall to do with the domains that are listed in the file. This must be set to REPLACE, which updates the domain list to exactly match the list in the file.

Type: String

Valid Values: REPLACE

Required: Yes

Response Syntax

```
{
  "Id": "string",
  "Name": "string",
  "Status": "string",
  "StatusMessage": "string"
}
```

Response Elements

If the action is successful, the service sends back an HTTP 200 response.

The following data is returned in JSON format by the service.

Id

The Id of the firewall domain list that DNS Firewall just updated.

Type: String

Length Constraints: Minimum length of 1. Maximum length of 64.

Name

The name of the domain list.

Type: String

Length Constraints: Maximum length of 64.

Pattern: `(?!^[0-9]+$)([a-zA-Z0-9\-_'\ ']+)`

Status

Status of the import request.

Type: String

Valid Values: COMPLETE | COMPLETE_IMPORT_FAILED | IMPORTING | DELETING | UPDATING

StatusMessage

Additional information about the status of the list, if available.

Type: String

Length Constraints: Maximum length of 255.

Errors

For information about the errors that are common to all actions, see [Common Errors](#).

AccessDeniedException

The current account doesn't have the IAM permissions required to perform the specified Resolver operation.

This error can also be thrown when a customer has reached the 5120 character limit for a resource policy for CloudWatch Logs.

HTTP Status Code: 400

ConflictException

The requested state transition isn't valid. For example, you can't delete a firewall domain list if it is in the process of being deleted, or you can't import domains into a domain list that is in the process of being deleted.

HTTP Status Code: 400

InternalServerErrorException

We encountered an unknown error. Try again in a few minutes.

HTTP Status Code: 400

LimitExceededException

The request caused one or more limits to be exceeded.

HTTP Status Code: 400

ResourceNotFoundException

The specified resource doesn't exist.

HTTP Status Code: 400

ThrottlingException

The request was throttled. Try again in a few minutes.

HTTP Status Code: 400

ValidationException

You have provided an invalid command. If you ran the `UpdateFirewallDomains` request, supported values are `ADD`, `REMOVE`, or `REPLACE` a domain.

HTTP Status Code: 400

See Also

For more information about using this API in one of the language-specific AWS SDKs, see the following:

- [AWS Command Line Interface](#)

- [AWS SDK for .NET](#)
- [AWS SDK for C++](#)
- [AWS SDK for Go v2](#)
- [AWS SDK for Java V2](#)
- [AWS SDK for JavaScript V3](#)
- [AWS SDK for PHP V3](#)
- [AWS SDK for Python](#)
- [AWS SDK for Ruby V3](#)

ListFirewallConfigs

Service: Amazon Route 53 Resolver

Retrieves the firewall configurations that you have defined. DNS Firewall uses the configurations to manage firewall behavior for your VPCs.

A single call might return only a partial list of the configurations. For information, see `MaxResults`.

Request Syntax

```
{
  "MaxResults": number,
  "NextToken": "string"
}
```

Request Parameters

For information about the parameters that are common to all actions, see [Common Parameters](#).

The request accepts the following data in JSON format.

[MaxResults](#)

The maximum number of objects that you want Resolver to return for this request. If more objects are available, in the response, Resolver provides a `NextToken` value that you can use in a subsequent call to get the next batch of objects.

If you don't specify a value for `MaxResults`, Resolver returns up to 100 objects.

Type: Integer

Valid Range: Minimum value of 5. Maximum value of 10.

Required: No

[NextToken](#)

For the first call to this list request, omit this value.

When you request a list of objects, Resolver returns at most the number of objects specified in `MaxResults`. If more objects are available for retrieval, Resolver returns a `NextToken` value in

the response. To retrieve the next batch of objects, use the token that was returned for the prior request in your next request.

Type: String

Required: No

Response Syntax

```
{
  "FirewallConfigs": [
    {
      "FirewallFailOpen": "string",
      "Id": "string",
      "OwnerId": "string",
      "ResourceId": "string"
    }
  ],
  "NextToken": "string"
}
```

Response Elements

If the action is successful, the service sends back an HTTP 200 response.

The following data is returned in JSON format by the service.

FirewallConfigs

The configurations for the firewall behavior provided by DNS Firewall for VPCs from Amazon Virtual Private Cloud (Amazon VPC).

Type: Array of [FirewallConfig](#) objects

NextToken

If objects are still available for retrieval, Resolver returns this token in the response. To retrieve the next batch of objects, provide this token in your next request.

Type: String

Errors

For information about the errors that are common to all actions, see [Common Errors](#).

AccessDeniedException

The current account doesn't have the IAM permissions required to perform the specified Resolver operation.

This error can also be thrown when a customer has reached the 5120 character limit for a resource policy for CloudWatch Logs.

HTTP Status Code: 400

InternalServerErrorException

We encountered an unknown error. Try again in a few minutes.

HTTP Status Code: 400

ThrottlingException

The request was throttled. Try again in a few minutes.

HTTP Status Code: 400

ValidationException

You have provided an invalid command. If you ran the UpdateFirewallDomains request, supported values are ADD, REMOVE, or REPLACE a domain.

HTTP Status Code: 400

See Also

For more information about using this API in one of the language-specific AWS SDKs, see the following:

- [AWS Command Line Interface](#)
- [AWS SDK for .NET](#)
- [AWS SDK for C++](#)
- [AWS SDK for Go v2](#)

- [AWS SDK for Java V2](#)
- [AWS SDK for JavaScript V3](#)
- [AWS SDK for PHP V3](#)
- [AWS SDK for Python](#)
- [AWS SDK for Ruby V3](#)

ListFirewallDomainLists

Service: Amazon Route 53 Resolver

Retrieves the firewall domain lists that you have defined. For each firewall domain list, you can retrieve the domains that are defined for a list by calling [ListFirewallDomains](#).

A single call to this list operation might return only a partial list of the domain lists. For information, see `MaxResults`.

Request Syntax

```
{
  "MaxResults": number,
  "NextToken": "string"
}
```

Request Parameters

For information about the parameters that are common to all actions, see [Common Parameters](#).

The request accepts the following data in JSON format.

[MaxResults](#)

The maximum number of objects that you want Resolver to return for this request. If more objects are available, in the response, Resolver provides a `NextToken` value that you can use in a subsequent call to get the next batch of objects.

If you don't specify a value for `MaxResults`, Resolver returns up to 100 objects.

Type: Integer

Valid Range: Minimum value of 1. Maximum value of 100.

Required: No

[NextToken](#)

For the first call to this list request, omit this value.

When you request a list of objects, Resolver returns at most the number of objects specified in `MaxResults`. If more objects are available for retrieval, Resolver returns a `NextToken` value in

the response. To retrieve the next batch of objects, use the token that was returned for the prior request in your next request.

Type: String

Required: No

Response Syntax

```
{
  "FirewallDomainLists": [
    {
      "Arn": "string",
      "CreatorRequestId": "string",
      "Id": "string",
      "ManagedOwnerName": "string",
      "Name": "string"
    }
  ],
  "NextToken": "string"
}
```

Response Elements

If the action is successful, the service sends back an HTTP 200 response.

The following data is returned in JSON format by the service.

[FirewallDomainLists](#)

A list of the domain lists that you have defined.

This might be a partial list of the domain lists that you've defined. For information, see `MaxResults`.

Type: Array of [FirewallDomainListMetadata](#) objects

[NextToken](#)

If objects are still available for retrieval, Resolver returns this token in the response. To retrieve the next batch of objects, provide this token in your next request.

Type: String

Errors

For information about the errors that are common to all actions, see [Common Errors](#).

AccessDeniedException

The current account doesn't have the IAM permissions required to perform the specified Resolver operation.

This error can also be thrown when a customer has reached the 5120 character limit for a resource policy for CloudWatch Logs.

HTTP Status Code: 400

InternalServerErrorException

We encountered an unknown error. Try again in a few minutes.

HTTP Status Code: 400

ThrottlingException

The request was throttled. Try again in a few minutes.

HTTP Status Code: 400

ValidationException

You have provided an invalid command. If you ran the UpdateFirewallDomains request, supported values are ADD, REMOVE, or REPLACE a domain.

HTTP Status Code: 400

See Also

For more information about using this API in one of the language-specific AWS SDKs, see the following:

- [AWS Command Line Interface](#)
- [AWS SDK for .NET](#)
- [AWS SDK for C++](#)
- [AWS SDK for Go v2](#)

- [AWS SDK for Java V2](#)
- [AWS SDK for JavaScript V3](#)
- [AWS SDK for PHP V3](#)
- [AWS SDK for Python](#)
- [AWS SDK for Ruby V3](#)

ListFirewallDomains

Service: Amazon Route 53 Resolver

Retrieves the domains that you have defined for the specified firewall domain list.

A single call might return only a partial list of the domains. For information, see `MaxResults`.

Request Syntax

```
{
  "FirewallDomainListId": "string",
  "MaxResults": number,
  "NextToken": "string"
}
```

Request Parameters

For information about the parameters that are common to all actions, see [Common Parameters](#).

The request accepts the following data in JSON format.

FirewallDomainListId

The ID of the domain list whose domains you want to retrieve.

Type: String

Length Constraints: Minimum length of 1. Maximum length of 64.

Required: Yes

MaxResults

The maximum number of objects that you want Resolver to return for this request. If more objects are available, in the response, Resolver provides a `NextToken` value that you can use in a subsequent call to get the next batch of objects.

If you don't specify a value for `MaxResults`, Resolver returns up to 100 objects.

Type: Integer

Valid Range: Minimum value of 1. Maximum value of 5000.

Required: No

NextToken

For the first call to this list request, omit this value.

When you request a list of objects, Resolver returns at most the number of objects specified in `MaxResults`. If more objects are available for retrieval, Resolver returns a `NextToken` value in the response. To retrieve the next batch of objects, use the token that was returned for the prior request in your next request.

Type: String

Required: No

Response Syntax

```
{
  "Domains": [ "string" ],
  "NextToken": "string"
}
```

Response Elements

If the action is successful, the service sends back an HTTP 200 response.

The following data is returned in JSON format by the service.

Domains

A list of the domains in the firewall domain list.

This might be a partial list of the domains that you've defined in the domain list. For information, see `MaxResults`.

Type: Array of strings

Length Constraints: Minimum length of 1. Maximum length of 255.

NextToken

If objects are still available for retrieval, Resolver returns this token in the response. To retrieve the next batch of objects, provide this token in your next request.

Type: String

Errors

For information about the errors that are common to all actions, see [Common Errors](#).

AccessDeniedException

The current account doesn't have the IAM permissions required to perform the specified Resolver operation.

This error can also be thrown when a customer has reached the 5120 character limit for a resource policy for CloudWatch Logs.

HTTP Status Code: 400

InternalServerErrorException

We encountered an unknown error. Try again in a few minutes.

HTTP Status Code: 400

ResourceNotFoundException

The specified resource doesn't exist.

HTTP Status Code: 400

ThrottlingException

The request was throttled. Try again in a few minutes.

HTTP Status Code: 400

ValidationException

You have provided an invalid command. If you ran the `UpdateFirewallDomains` request, supported values are `ADD`, `REMOVE`, or `REPLACE` a domain.

HTTP Status Code: 400

See Also

For more information about using this API in one of the language-specific AWS SDKs, see the following:

- [AWS Command Line Interface](#)

- [AWS SDK for .NET](#)
- [AWS SDK for C++](#)
- [AWS SDK for Go v2](#)
- [AWS SDK for Java V2](#)
- [AWS SDK for JavaScript V3](#)
- [AWS SDK for PHP V3](#)
- [AWS SDK for Python](#)
- [AWS SDK for Ruby V3](#)

ListFirewallRuleGroupAssociations

Service: Amazon Route 53 Resolver

Retrieves the firewall rule group associations that you have defined. Each association enables DNS filtering for a VPC with one rule group.

A single call might return only a partial list of the associations. For information, see `MaxResults`.

Request Syntax

```
{
  "FirewallRuleGroupId": "string",
  "MaxResults": number,
  "NextToken": "string",
  "Priority": number,
  "Status": "string",
  "VpcId": "string"
}
```

Request Parameters

For information about the parameters that are common to all actions, see [Common Parameters](#).

The request accepts the following data in JSON format.

[FirewallRuleGroupId](#)

The unique identifier of the firewall rule group that you want to retrieve the associations for. Leave this blank to retrieve associations for any rule group.

Type: String

Length Constraints: Minimum length of 1. Maximum length of 64.

Required: No

[MaxResults](#)

The maximum number of objects that you want Resolver to return for this request. If more objects are available, in the response, Resolver provides a `NextToken` value that you can use in a subsequent call to get the next batch of objects.

If you don't specify a value for `MaxResults`, Resolver returns up to 100 objects.

Type: Integer

Valid Range: Minimum value of 1. Maximum value of 100.

Required: No

NextToken

For the first call to this list request, omit this value.

When you request a list of objects, Resolver returns at most the number of objects specified in `MaxResults`. If more objects are available for retrieval, Resolver returns a `NextToken` value in the response. To retrieve the next batch of objects, use the token that was returned for the prior request in your next request.

Type: String

Required: No

Priority

The setting that determines the processing order of the rule group among the rule groups that are associated with a single VPC. DNS Firewall filters VPC traffic starting from the rule group with the lowest numeric priority setting.

Type: Integer

Required: No

Status

The association `Status` setting that you want DNS Firewall to filter on for the list. If you don't specify this, then DNS Firewall returns all associations, regardless of status.

Type: String

Valid Values: COMPLETE | DELETING | UPDATING

Required: No

VpcId

The unique identifier of the VPC that you want to retrieve the associations for. Leave this blank to retrieve associations for any VPC.

Type: String

Length Constraints: Minimum length of 1. Maximum length of 64.

Required: No

Response Syntax

```
{
  "FirewallRuleGroupAssociations": [
    {
      "Arn": "string",
      "CreationTime": "string",
      "CreatorRequestId": "string",
      "FirewallRuleGroupId": "string",
      "Id": "string",
      "ManagedOwnerName": "string",
      "ModificationTime": "string",
      "MutationProtection": "string",
      "Name": "string",
      "Priority": number,
      "Status": "string",
      "StatusMessage": "string",
      "VpcId": "string"
    }
  ],
  "NextToken": "string"
}
```

Response Elements

If the action is successful, the service sends back an HTTP 200 response.

The following data is returned in JSON format by the service.

FirewallRuleGroupAssociations

A list of your firewall rule group associations.

This might be a partial list of the associations that you have defined. For information, see `MaxResults`.

Type: Array of [FirewallRuleGroupAssociation](#) objects

NextToken

If objects are still available for retrieval, Resolver returns this token in the response. To retrieve the next batch of objects, provide this token in your next request.

Type: String

Errors

For information about the errors that are common to all actions, see [Common Errors](#).

AccessDeniedException

The current account doesn't have the IAM permissions required to perform the specified Resolver operation.

This error can also be thrown when a customer has reached the 5120 character limit for a resource policy for CloudWatch Logs.

HTTP Status Code: 400

InternalServiceErrorException

We encountered an unknown error. Try again in a few minutes.

HTTP Status Code: 400

ThrottlingException

The request was throttled. Try again in a few minutes.

HTTP Status Code: 400

ValidationException

You have provided an invalid command. If you ran the `UpdateFirewallDomains` request, supported values are ADD, REMOVE, or REPLACE a domain.

HTTP Status Code: 400

See Also

For more information about using this API in one of the language-specific AWS SDKs, see the following:

- [AWS Command Line Interface](#)
- [AWS SDK for .NET](#)
- [AWS SDK for C++](#)
- [AWS SDK for Go v2](#)
- [AWS SDK for Java V2](#)
- [AWS SDK for JavaScript V3](#)
- [AWS SDK for PHP V3](#)
- [AWS SDK for Python](#)
- [AWS SDK for Ruby V3](#)

ListFirewallRuleGroups

Service: Amazon Route 53 Resolver

Retrieves the minimal high-level information for the rule groups that you have defined.

A single call might return only a partial list of the rule groups. For information, see `MaxResults`.

Request Syntax

```
{
  "MaxResults": number,
  "NextToken": "string"
}
```

Request Parameters

For information about the parameters that are common to all actions, see [Common Parameters](#).

The request accepts the following data in JSON format.

[MaxResults](#)

The maximum number of objects that you want Resolver to return for this request. If more objects are available, in the response, Resolver provides a `NextToken` value that you can use in a subsequent call to get the next batch of objects.

If you don't specify a value for `MaxResults`, Resolver returns up to 100 objects.

Type: Integer

Valid Range: Minimum value of 1. Maximum value of 100.

Required: No

[NextToken](#)

For the first call to this list request, omit this value.

When you request a list of objects, Resolver returns at most the number of objects specified in `MaxResults`. If more objects are available for retrieval, Resolver returns a `NextToken` value in the response. To retrieve the next batch of objects, use the token that was returned for the prior request in your next request.

Type: String

Required: No

Response Syntax

```
{
  "FirewallRuleGroups": [
    {
      "Arn": "string",
      "CreatorRequestId": "string",
      "Id": "string",
      "Name": "string",
      "OwnerId": "string",
      "ShareStatus": "string"
    }
  ],
  "NextToken": "string"
}
```

Response Elements

If the action is successful, the service sends back an HTTP 200 response.

The following data is returned in JSON format by the service.

[FirewallRuleGroups](#)

A list of your firewall rule groups.

This might be a partial list of the rule groups that you have defined. For information, see `MaxResults`.

Type: Array of [FirewallRuleGroupMetadata](#) objects

[NextToken](#)

If objects are still available for retrieval, Resolver returns this token in the response. To retrieve the next batch of objects, provide this token in your next request.

Type: String

Errors

For information about the errors that are common to all actions, see [Common Errors](#).

AccessDeniedException

The current account doesn't have the IAM permissions required to perform the specified Resolver operation.

This error can also be thrown when a customer has reached the 5120 character limit for a resource policy for CloudWatch Logs.

HTTP Status Code: 400

InternalServerErrorException

We encountered an unknown error. Try again in a few minutes.

HTTP Status Code: 400

ThrottlingException

The request was throttled. Try again in a few minutes.

HTTP Status Code: 400

ValidationException

You have provided an invalid command. If you ran the UpdateFirewallDomains request, supported values are ADD, REMOVE, or REPLACE a domain.

HTTP Status Code: 400

See Also

For more information about using this API in one of the language-specific AWS SDKs, see the following:

- [AWS Command Line Interface](#)
- [AWS SDK for .NET](#)
- [AWS SDK for C++](#)
- [AWS SDK for Go v2](#)

- [AWS SDK for Java V2](#)
- [AWS SDK for JavaScript V3](#)
- [AWS SDK for PHP V3](#)
- [AWS SDK for Python](#)
- [AWS SDK for Ruby V3](#)

ListFirewallRules

Service: Amazon Route 53 Resolver

Retrieves the firewall rules that you have defined for the specified firewall rule group. DNS Firewall uses the rules in a rule group to filter DNS network traffic for a VPC.

A single call might return only a partial list of the rules. For information, see `MaxResults`.

Request Syntax

```
{
  "Action": "string",
  "FirewallRuleGroupId": "string",
  "MaxResults": number,
  "NextToken": "string",
  "Priority": number
}
```

Request Parameters

For information about the parameters that are common to all actions, see [Common Parameters](#).

The request accepts the following data in JSON format.

Action

Optional additional filter for the rules to retrieve.

The action that DNS Firewall should take on a DNS query when it matches one of the domains in the rule's domain list:

- ALLOW - Permit the request to go through.
- ALERT - Permit the request to go through but send an alert to the logs.
- BLOCK - Disallow the request. If this is specified, additional handling details are provided in the rule's `BlockResponse` setting.

Type: String

Valid Values: ALLOW | BLOCK | ALERT

Required: No

FirewallRuleGroupId

The unique identifier of the firewall rule group that you want to retrieve the rules for.

Type: String

Length Constraints: Minimum length of 1. Maximum length of 64.

Required: Yes

MaxResults

The maximum number of objects that you want Resolver to return for this request. If more objects are available, in the response, Resolver provides a `NextToken` value that you can use in a subsequent call to get the next batch of objects.

If you don't specify a value for `MaxResults`, Resolver returns up to 100 objects.

Type: Integer

Valid Range: Minimum value of 1. Maximum value of 100.

Required: No

NextToken

For the first call to this list request, omit this value.

When you request a list of objects, Resolver returns at most the number of objects specified in `MaxResults`. If more objects are available for retrieval, Resolver returns a `NextToken` value in the response. To retrieve the next batch of objects, use the token that was returned for the prior request in your next request.

Type: String

Required: No

Priority

Optional additional filter for the rules to retrieve.

The setting that determines the processing order of the rules in a rule group. DNS Firewall processes the rules in a rule group by order of priority, starting from the lowest setting.

Type: Integer

Required: No

Response Syntax

```
{
  "FirewallRules": [
    {
      "Action": "string",
      "BlockOverrideDnsType": "string",
      "BlockOverrideDomain": "string",
      "BlockOverrideTtl": number,
      "BlockResponse": "string",
      "CreationTime": "string",
      "CreatorRequestId": "string",
      "FirewallDomainListId": "string",
      "FirewallDomainRedirectionAction": "string",
      "FirewallRuleGroupId": "string",
      "ModificationTime": "string",
      "Name": "string",
      "Priority": number,
      "Qtype": "string"
    }
  ],
  "NextToken": "string"
}
```

Response Elements

If the action is successful, the service sends back an HTTP 200 response.

The following data is returned in JSON format by the service.

[FirewallRules](#)

A list of the rules that you have defined.

This might be a partial list of the firewall rules that you've defined. For information, see `MaxResults`.

Type: Array of [FirewallRule](#) objects

NextToken

If objects are still available for retrieval, Resolver returns this token in the response. To retrieve the next batch of objects, provide this token in your next request.

Type: String

Errors

For information about the errors that are common to all actions, see [Common Errors](#).

AccessDeniedException

The current account doesn't have the IAM permissions required to perform the specified Resolver operation.

This error can also be thrown when a customer has reached the 5120 character limit for a resource policy for CloudWatch Logs.

HTTP Status Code: 400

InternalServerErrorException

We encountered an unknown error. Try again in a few minutes.

HTTP Status Code: 400

ResourceNotFoundException

The specified resource doesn't exist.

HTTP Status Code: 400

ThrottlingException

The request was throttled. Try again in a few minutes.

HTTP Status Code: 400

ValidationException

You have provided an invalid command. If you ran the `UpdateFirewallDomains` request, supported values are `ADD`, `REMOVE`, or `REPLACE` a domain.

HTTP Status Code: 400

See Also

For more information about using this API in one of the language-specific AWS SDKs, see the following:

- [AWS Command Line Interface](#)
- [AWS SDK for .NET](#)
- [AWS SDK for C++](#)
- [AWS SDK for Go v2](#)
- [AWS SDK for Java V2](#)
- [AWS SDK for JavaScript V3](#)
- [AWS SDK for PHP V3](#)
- [AWS SDK for Python](#)
- [AWS SDK for Ruby V3](#)

ListOutpostResolvers

Service: Amazon Route 53 Resolver

Lists all the Resolvers on Outposts that were created using the current AWS account.

Request Syntax

```
{
  "MaxResults": number,
  "NextToken": "string",
  "OutpostArn": "string"
}
```

Request Parameters

For information about the parameters that are common to all actions, see [Common Parameters](#).

The request accepts the following data in JSON format.

MaxResults

The maximum number of Resolvers on the Outpost that you want to return in the response to a ListOutpostResolver request. If you don't specify a value for MaxResults, the request returns up to 100 Resolvers.

Type: Integer

Valid Range: Minimum value of 1. Maximum value of 100.

Required: No

NextToken

For the first ListOutpostResolver request, omit this value.

Type: String

Required: No

OutpostArn

The Amazon Resource Name (ARN) of the Outpost.

Type: String

Length Constraints: Minimum length of 1. Maximum length of 255.

Pattern: `^arn:aws([a-z-]+)?:outposts:[a-z\d-]+\:\d{12}:outpost/op-[a-f0-9]{17}$`

Required: No

Response Syntax

```
{
  "NextToken": "string",
  "OutpostResolvers": [
    {
      "Arn": "string",
      "CreationTime": "string",
      "CreatorRequestId": "string",
      "Id": "string",
      "InstanceCount": number,
      "ModificationTime": "string",
      "Name": "string",
      "OutpostArn": "string",
      "PreferredInstanceType": "string",
      "Status": "string",
      "StatusMessage": "string"
    }
  ]
}
```

Response Elements

If the action is successful, the service sends back an HTTP 200 response.

The following data is returned in JSON format by the service.

NextToken

If more than `MaxResults` Resolvers match the specified criteria, you can submit another `ListOutpostResolver` request to get the next group of results. In the next request, specify the value of `NextToken` from the previous response.

Type: String

OutpostResolvers

The Resolvers on Outposts that were created by using the current AWS account, and that match the specified filters, if any.

Type: Array of [OutpostResolver](#) objects

Errors

For information about the errors that are common to all actions, see [Common Errors](#).

AccessDeniedException

The current account doesn't have the IAM permissions required to perform the specified Resolver operation.

This error can also be thrown when a customer has reached the 5120 character limit for a resource policy for CloudWatch Logs.

HTTP Status Code: 400

InternalServerErrorException

We encountered an unknown error. Try again in a few minutes.

HTTP Status Code: 400

ResourceNotFoundException

The specified resource doesn't exist.

HTTP Status Code: 400

ThrottlingException

The request was throttled. Try again in a few minutes.

HTTP Status Code: 400

ValidationException

You have provided an invalid command. If you ran the `UpdateFirewallDomains` request, supported values are ADD, REMOVE, or REPLACE a domain.

HTTP Status Code: 400

See Also

For more information about using this API in one of the language-specific AWS SDKs, see the following:

- [AWS Command Line Interface](#)
- [AWS SDK for .NET](#)
- [AWS SDK for C++](#)
- [AWS SDK for Go v2](#)
- [AWS SDK for Java V2](#)
- [AWS SDK for JavaScript V3](#)
- [AWS SDK for PHP V3](#)
- [AWS SDK for Python](#)
- [AWS SDK for Ruby V3](#)

ListResolverConfigs

Service: Amazon Route 53 Resolver

Retrieves the Resolver configurations that you have defined. Route 53 Resolver uses the configurations to manage DNS resolution behavior for your VPCs.

Request Syntax

```
{  
  "MaxResults": number,  
  "NextToken": "string"  
}
```

Request Parameters

For information about the parameters that are common to all actions, see [Common Parameters](#).

The request accepts the following data in JSON format.

MaxResults

The maximum number of Resolver configurations that you want to return in the response to a ListResolverConfigs request. If you don't specify a value for MaxResults, up to 100 Resolver configurations are returned.

Type: Integer

Valid Range: Minimum value of 5. Maximum value of 100.

Required: No

NextToken

(Optional) If the current AWS account has more than MaxResults Resolver configurations, use NextToken to get the second and subsequent pages of results.

For the first ListResolverConfigs request, omit this value.

For the second and subsequent requests, get the value of NextToken from the previous response and specify that value for NextToken in the request.

Type: String

Required: No

Response Syntax

```
{
  "NextToken": "string",
  "ResolverConfigs": [
    {
      "AutodefinedReverse": "string",
      "Id": "string",
      "OwnerId": "string",
      "ResourceId": "string"
    }
  ]
}
```

Response Elements

If the action is successful, the service sends back an HTTP 200 response.

The following data is returned in JSON format by the service.

NextToken

If a response includes the last of the Resolver configurations that are associated with the current AWS account, NextToken doesn't appear in the response.

If a response doesn't include the last of the configurations, you can get more configurations by submitting another ListResolverConfigs request. Get the value of NextToken that Amazon Route 53 returned in the previous response and include it in NextToken in the next request.

Type: String

ResolverConfigs

An array that contains one ResolverConfigs element for each Resolver configuration that is associated with the current AWS account.

Type: Array of [ResolverConfig](#) objects

Errors

For information about the errors that are common to all actions, see [Common Errors](#).

AccessDeniedException

The current account doesn't have the IAM permissions required to perform the specified Resolver operation.

This error can also be thrown when a customer has reached the 5120 character limit for a resource policy for CloudWatch Logs.

HTTP Status Code: 400

InternalServerErrorException

We encountered an unknown error. Try again in a few minutes.

HTTP Status Code: 400

InvalidNextTokenException

The value that you specified for NextToken in a List request isn't valid.

HTTP Status Code: 400

InvalidParameterException

One or more parameters in this request are not valid.

HTTP Status Code: 400

InvalidRequestException

The request is invalid.

HTTP Status Code: 400

ThrottlingException

The request was throttled. Try again in a few minutes.

HTTP Status Code: 400

ValidationException

You have provided an invalid command. If you ran the UpdateFirewallDomains request, supported values are ADD, REMOVE, or REPLACE a domain.

HTTP Status Code: 400

See Also

For more information about using this API in one of the language-specific AWS SDKs, see the following:

- [AWS Command Line Interface](#)
- [AWS SDK for .NET](#)
- [AWS SDK for C++](#)
- [AWS SDK for Go v2](#)
- [AWS SDK for Java V2](#)
- [AWS SDK for JavaScript V3](#)
- [AWS SDK for PHP V3](#)
- [AWS SDK for Python](#)
- [AWS SDK for Ruby V3](#)

ListResolverDnssecConfigs

Service: Amazon Route 53 Resolver

Lists the configurations for DNSSEC validation that are associated with the current AWS account.

Request Syntax

```
{
  "Filters": [
    {
      "Name": "string",
      "Values": [ "string" ]
    }
  ],
  "MaxResults": number,
  "NextToken": "string"
}
```

Request Parameters

For information about the parameters that are common to all actions, see [Common Parameters](#).

The request accepts the following data in JSON format.

Filters

An optional specification to return a subset of objects.

Type: Array of [Filter](#) objects

Required: No

MaxResults

Optional: An integer that specifies the maximum number of DNSSEC configuration results that you want Amazon Route 53 to return. If you don't specify a value for `MaxResults`, Route 53 returns up to 100 configuration per page.

Type: Integer

Valid Range: Minimum value of 1. Maximum value of 100.

Required: No

NextToken

(Optional) If the current AWS account has more than `MaxResults` DNSSEC configurations, use `NextToken` to get the second and subsequent pages of results.

For the first `ListResolverDnssecConfigs` request, omit this value.

For the second and subsequent requests, get the value of `NextToken` from the previous response and specify that value for `NextToken` in the request.

Type: String

Required: No

Response Syntax

```
{
  "NextToken": "string",
  "ResolverDnssecConfigs": [
    {
      "Id": "string",
      "OwnerId": "string",
      "ResourceId": "string",
      "ValidationStatus": "string"
    }
  ]
}
```

Response Elements

If the action is successful, the service sends back an HTTP 200 response.

The following data is returned in JSON format by the service.

NextToken

If a response includes the last of the DNSSEC configurations that are associated with the current AWS account, `NextToken` doesn't appear in the response.

If a response doesn't include the last of the configurations, you can get more configurations by submitting another [ListResolverDnssecConfigs](#) request. Get the value of `NextToken` that

Amazon Route 53 returned in the previous response and include it in `NextToken` in the next request.

Type: String

[ResolverDnssecConfigs](#)

An array that contains one [ResolverDnssecConfig](#) element for each configuration for DNSSEC validation that is associated with the current AWS account. It doesn't contain disabled DNSSEC configurations for the resource.

Type: Array of [ResolverDnssecConfig](#) objects

Errors

For information about the errors that are common to all actions, see [Common Errors](#).

AccessDeniedException

The current account doesn't have the IAM permissions required to perform the specified Resolver operation.

This error can also be thrown when a customer has reached the 5120 character limit for a resource policy for CloudWatch Logs.

HTTP Status Code: 400

InternalServiceErrorException

We encountered an unknown error. Try again in a few minutes.

HTTP Status Code: 400

InvalidNextTokenException

The value that you specified for `NextToken` in a `List` request isn't valid.

HTTP Status Code: 400

InvalidParameterException

One or more parameters in this request are not valid.

HTTP Status Code: 400

InvalidRequestException

The request is invalid.

HTTP Status Code: 400

ThrottlingException

The request was throttled. Try again in a few minutes.

HTTP Status Code: 400

See Also

For more information about using this API in one of the language-specific AWS SDKs, see the following:

- [AWS Command Line Interface](#)
- [AWS SDK for .NET](#)
- [AWS SDK for C++](#)
- [AWS SDK for Go v2](#)
- [AWS SDK for Java V2](#)
- [AWS SDK for JavaScript V3](#)
- [AWS SDK for PHP V3](#)
- [AWS SDK for Python](#)
- [AWS SDK for Ruby V3](#)

ListResolverEndpointIpAddresses

Service: Amazon Route 53 Resolver

Gets the IP addresses for a specified Resolver endpoint.

Request Syntax

```
{  
  "MaxResults": number,  
  "NextToken": "string",  
  "ResolverEndpointId": "string"  
}
```

Request Parameters

For information about the parameters that are common to all actions, see [Common Parameters](#).

The request accepts the following data in JSON format.

MaxResults

The maximum number of IP addresses that you want to return in the response to a ListResolverEndpointIpAddresses request. If you don't specify a value for MaxResults, Resolver returns up to 100 IP addresses.

Type: Integer

Valid Range: Minimum value of 1. Maximum value of 100.

Required: No

NextToken

For the first ListResolverEndpointIpAddresses request, omit this value.

If the specified Resolver endpoint has more than MaxResults IP addresses, you can submit another ListResolverEndpointIpAddresses request to get the next group of IP addresses. In the next request, specify the value of NextToken from the previous response.

Type: String

Required: No

ResolverEndpointId

The ID of the Resolver endpoint that you want to get IP addresses for.

Type: String

Length Constraints: Minimum length of 1. Maximum length of 64.

Required: Yes

Response Syntax

```
{
  "IpAddresses": [
    {
      "CreationTime": "string",
      "Ip": "string",
      "IpId": "string",
      "Ipv6": "string",
      "ModificationTime": "string",
      "Status": "string",
      "StatusMessage": "string",
      "SubnetId": "string"
    }
  ],
  "MaxResults": number,
  "NextToken": "string"
}
```

Response Elements

If the action is successful, the service sends back an HTTP 200 response.

The following data is returned in JSON format by the service.

IpAddresses

Information about the IP addresses in your VPC that DNS queries originate from (for outbound endpoints) or that you forward DNS queries to (for inbound endpoints).

Type: Array of [IpAddressResponse](#) objects

MaxResults

The value that you specified for `MaxResults` in the request.

Type: Integer

Valid Range: Minimum value of 1. Maximum value of 100.

NextToken

If the specified endpoint has more than `MaxResults` IP addresses, you can submit another `ListResolverEndpointIpAddresses` request to get the next group of IP addresses. In the next request, specify the value of `NextToken` from the previous response.

Type: String

Errors

For information about the errors that are common to all actions, see [Common Errors](#).

InternalServerErrorException

We encountered an unknown error. Try again in a few minutes.

HTTP Status Code: 400

InvalidNextTokenException

The value that you specified for `NextToken` in a `List` request isn't valid.

HTTP Status Code: 400

InvalidParameterException

One or more parameters in this request are not valid.

HTTP Status Code: 400

ResourceNotFoundException

The specified resource doesn't exist.

HTTP Status Code: 400

ThrottlingException

The request was throttled. Try again in a few minutes.

HTTP Status Code: 400

Examples

ListResolverEndpointIpAddresses Example

This example illustrates one usage of ListResolverEndpointIpAddresses.

Sample Request

```
POST / HTTP/1.1
Host: route53resolver.us-east-2.amazonaws.com
Accept-Encoding: identity
Content-Length: 52
X-Amz-Target: Route53Resolver.ListResolverEndpointIpAddresses
X-Amz-Date: 20181101T193143Z
User-Agent: aws-cli/1.16.45 Python/2.7.10 Darwin/16.7.0 botocore/1.12.35
Content-Type: application/x-amz-json-1.1
Authorization: AWS4-HMAC-SHA256
                Credential=AKIAJJ2SONIPEXAMPLE/20181101/us-east-2/route53resolver/
aws4_request,
                SignedHeaders=content-type;host;x-amz-date;x-amz-target,
                Signature=[calculated-signature]

{
  "ResolverEndpointId": "rslvr-in-60b9fd8fdbexample"
}
```

Sample Response

```
HTTP/1.1 200 OK
Date: Thu, 01 Nov 2018 19:31:43 GMT
Content-Type: application/x-amz-json-1.1
Content-Length: 780
x-amzn-RequestId: df6722d0-49a0-4300-a491-fe290example
Connection: keep-alive

{
  "IpAddresses": [
    {
      "CreationTime": "2018-11-01T18:44:50.375Z",
      "Ip": "192.0.2.42",
```



```
    "IpId": "rni-42ed238be6example",
    "ModificationTime": "2018-11-01T18:45:10.956Z",
    "Status": "ATTACHED",
    "StatusMessage": "This IP address is operational.",
    "SubnetId": "subnet-02f91e0e98example"
  },
  {
    "CreationTime": "2018-11-01T18:44:50.379Z",
    "Ip": "192.0.2.18",
    "IpId": "rni-2cf1fc97bfexample",
    "ModificationTime": "2018-11-01T18:45:10.724Z",
    "Status": "ATTACHED",
    "StatusMessage": "This IP address is operational.",
    "SubnetId": "subnet-02f91e0e98example"
  },
  {
    "CreationTime": "2018-11-01T18:52:22.471Z",
    "Ip": "192.0.2.40",
    "IpId": "rni-e6b5f1b6e6example",
    "ModificationTime": "2018-11-01T18:52:45.886Z",
    "Status": "ATTACHED",
    "StatusMessage": "This IP address is operational.",
    "SubnetId": "subnet-02f91e0e98example"
  }
],
"MaxResults": 10
}
```

See Also

For more information about using this API in one of the language-specific AWS SDKs, see the following:

- [AWS Command Line Interface](#)
- [AWS SDK for .NET](#)
- [AWS SDK for C++](#)
- [AWS SDK for Go v2](#)
- [AWS SDK for Java V2](#)
- [AWS SDK for JavaScript V3](#)
- [AWS SDK for PHP V3](#)

- [AWS SDK for Python](#)
- [AWS SDK for Ruby V3](#)

ListResolverEndpoints

Service: Amazon Route 53 Resolver

Lists all the Resolver endpoints that were created using the current AWS account.

Request Syntax

```
{
  "Filters": [
    {
      "Name": "string",
      "Values": [ "string" ]
    }
  ],
  "MaxResults": number,
  "NextToken": "string"
}
```

Request Parameters

For information about the parameters that are common to all actions, see [Common Parameters](#).

The request accepts the following data in JSON format.

Filters

An optional specification to return a subset of Resolver endpoints, such as all inbound Resolver endpoints.

Note

If you submit a second or subsequent `ListResolverEndpoints` request and specify the `NextToken` parameter, you must use the same values for `Filters`, if any, as in the previous request.

Type: Array of [Filter](#) objects

Required: No

MaxResults

The maximum number of Resolver endpoints that you want to return in the response to a `ListResolverEndpoints` request. If you don't specify a value for `MaxResults`, Resolver returns up to 100 Resolver endpoints.

Type: Integer

Valid Range: Minimum value of 1. Maximum value of 100.

Required: No

NextToken

For the first `ListResolverEndpoints` request, omit this value.

If you have more than `MaxResults` Resolver endpoints, you can submit another `ListResolverEndpoints` request to get the next group of Resolver endpoints. In the next request, specify the value of `NextToken` from the previous response.

Type: String

Required: No

Response Syntax

```
{
  "MaxResults": number,
  "NextToken": "string",
  "ResolverEndpoints": [
    {
      "Arn": "string",
      "CreationTime": "string",
      "CreatorRequestId": "string",
      "Direction": "string",
      "HostVPCId": "string",
      "Id": "string",
      "IpAddressCount": number,
      "ModificationTime": "string",
      "Name": "string",
      "OutpostArn": "string",
      "PreferredInstanceType": "string",
      "Protocols": [ "string" ],
    }
  ]
}
```

```
    "ResolverEndpointType": "string",
    "SecurityGroupIds": [ "string" ],
    "Status": "string",
    "StatusMessage": "string"
  }
]
```

Response Elements

If the action is successful, the service sends back an HTTP 200 response.

The following data is returned in JSON format by the service.

MaxResults

The value that you specified for `MaxResults` in the request.

Type: Integer

Valid Range: Minimum value of 1. Maximum value of 100.

NextToken

If more than `MaxResults` IP addresses match the specified criteria, you can submit another `ListResolverEndpoint` request to get the next group of results. In the next request, specify the value of `NextToken` from the previous response.

Type: String

ResolverEndpoints

The Resolver endpoints that were created by using the current AWS account, and that match the specified filters, if any.

Type: Array of [ResolverEndpoint](#) objects

Errors

For information about the errors that are common to all actions, see [Common Errors](#).

InternalServerErrorException

We encountered an unknown error. Try again in a few minutes.

HTTP Status Code: 400

InvalidNextTokenException

The value that you specified for NextToken in a List request isn't valid.

HTTP Status Code: 400

InvalidParameterException

One or more parameters in this request are not valid.

HTTP Status Code: 400

InvalidRequestException

The request is invalid.

HTTP Status Code: 400

ThrottlingException

The request was throttled. Try again in a few minutes.

HTTP Status Code: 400

Examples

ListResolverEndpoints Example

This example illustrates one usage of ListResolverEndpoints.

Sample Request

```
POST / HTTP/1.1
Host: route53resolver.us-east-2.amazonaws.com
Accept-Encoding: identity
Content-Length: 2
X-Amz-Target: Route53Resolver.ListResolverEndpoints
X-Amz-Date: 20181101T191920Z
User-Agent: aws-cli/1.16.45 Python/2.7.10 Darwin/16.7.0 botocore/1.12.35
Content-Type: application/x-amz-json-1.1
Authorization: AWS4-HMAC-SHA256
                Credential=AKIAJJ2SONIPEXAMPLE/20181101/us-east-2/route53resolver/
aws4_request,
```

```
SignedHeaders=content-type;host;x-amz-date;x-amz-target,
Signature=[calculated-signature]
```

```
{}
```

Sample Response

```
HTTP/1.1 200 OK
Date: Thu, 01 Nov 2018 19:19:20 GMT
Content-Type: application/x-amz-json-1.1
Content-Length: 983
x-amzn-RequestId: 35a62daa-889c-47e4-994e-5a4dbd9818fb
Connection: keep-alive

{
  "MaxResults": 10,
  "ResolverEndpoints": [
    {
      "Arn": "arn:aws:route53resolver:us-east-2:123456789012:resolver-endpoint/
rslvr-in-60b9fd8fdbexample",
      "CreationTime": "2018-11-01T18:44:50.372Z",
      "CreatorRequestId": "1234",
      "Direction": "INBOUND",
      "HostVPCId": "vpc-03cf94c75cexample",
      "Id": "rslvr-in-60b9fd8fdbexample",
      "IpAddressCount": 3,
      "ModificationTime": "2018-11-01T18:44:50.372Z",
      "Name": "MyInbound",
      "SecurityGroupIds": [
        "sg-020a3554aexample"
      ],
      "Status": "OPERATIONAL",
      "StatusMessage": "This Resolver Endpoint is operational."
    },
    {
      "Arn": "arn:aws:route53resolver:us-east-2:123456789012:resolver-endpoint/
rslvr-out-fdc049932d9645ffa",
      "CreationTime": "2018-11-01T19:13:44.830Z",
      "CreatorRequestId": "5678",
      "Direction": "OUTBOUND",
      "HostVPCId": "vpc-0dd415a0edexample",
      "Id": "rslvr-out-fdc049932dexample",
      "IpAddressCount": 2,
```

```
    "ModificationTime": "2018-11-01T19:13:44.830Z",
    "Name": "MyOutbound",
    "SecurityGroupIds": [
        "sg-071b99f42example"
    ],
    "Status": "OPERATIONAL",
    "StatusMessage": "This Resolver Endpoint is operational."
}
]
```

See Also

For more information about using this API in one of the language-specific AWS SDKs, see the following:

- [AWS Command Line Interface](#)
- [AWS SDK for .NET](#)
- [AWS SDK for C++](#)
- [AWS SDK for Go v2](#)
- [AWS SDK for Java V2](#)
- [AWS SDK for JavaScript V3](#)
- [AWS SDK for PHP V3](#)
- [AWS SDK for Python](#)
- [AWS SDK for Ruby V3](#)

ListResolverQueryLogConfigAssociations

Service: Amazon Route 53 Resolver

Lists information about associations between Amazon VPCs and query logging configurations.

Request Syntax

```
{
  "Filters": [
    {
      "Name": "string",
      "Values": [ "string" ]
    }
  ],
  "MaxResults": number,
  "NextToken": "string",
  "SortBy": "string",
  "SortOrder": "string"
}
```

Request Parameters

For information about the parameters that are common to all actions, see [Common Parameters](#).

The request accepts the following data in JSON format.

Filters

An optional specification to return a subset of query logging associations.

Note

If you submit a second or subsequent `ListResolverQueryLogConfigAssociations` request and specify the `NextToken` parameter, you must use the same values for `Filters`, if any, as in the previous request.

Type: Array of [Filter](#) objects

Required: No

MaxResults

The maximum number of query logging associations that you want to return in the response to a `ListResolverQueryLogConfigAssociations` request. If you don't specify a value for `MaxResults`, Resolver returns up to 100 query logging associations.

Type: Integer

Valid Range: Minimum value of 1. Maximum value of 100.

Required: No

NextToken

For the first `ListResolverQueryLogConfigAssociations` request, omit this value.

If there are more than `MaxResults` query logging associations that match the values that you specify for `Filters`, you can submit another `ListResolverQueryLogConfigAssociations` request to get the next group of associations. In the next request, specify the value of `NextToken` from the previous response.

Type: String

Required: No

SortBy

The element that you want Resolver to sort query logging associations by.

Note

If you submit a second or subsequent `ListResolverQueryLogConfigAssociations` request and specify the `NextToken` parameter, you must use the same value for `SortBy`, if any, as in the previous request.

Valid values include the following elements:

- `CreationTime`: The ID of the query logging association.
- `Error`: If the value of `Status` is `FAILED`, the value of `Error` indicates the cause:
 - `DESTINATION_NOT_FOUND`: The specified destination (for example, an Amazon S3 bucket) was deleted.

- `ACCESS_DENIED`: Permissions don't allow sending logs to the destination.

If `Status` is a value other than `FAILED`, `ERROR` is null.

- `Id`: The ID of the query logging association
- `ResolverQueryLogConfigId`: The ID of the query logging configuration
- `ResourceId`: The ID of the VPC that is associated with the query logging configuration
- `Status`: The current status of the configuration. Valid values include the following:
 - `CREATING`: Resolver is creating an association between an Amazon VPC and a query logging configuration.
 - `CREATED`: The association between an Amazon VPC and a query logging configuration was successfully created. Resolver is logging queries that originate in the specified VPC.
 - `DELETING`: Resolver is deleting this query logging association.
 - `FAILED`: Resolver either couldn't create or couldn't delete the query logging association. Here are two common causes:
 - The specified destination (for example, an Amazon S3 bucket) was deleted.
 - Permissions don't allow sending logs to the destination.

Type: String

Length Constraints: Minimum length of 1. Maximum length of 64.

Required: No

SortOrder

If you specified a value for `SortBy`, the order that you want query logging associations to be listed in, `ASCENDING` or `DESCENDING`.

Note

If you submit a second or subsequent `ListResolverQueryLogConfigAssociations` request and specify the `NextToken` parameter, you must use the same value for `SortOrder`, if any, as in the previous request.

Type: String

Valid Values: `ASCENDING` | `DESCENDING`

Required: No

Response Syntax

```
{
  "NextToken": "string",
  "ResolverQueryLogConfigAssociations": [
    {
      "CreationTime": "string",
      "Error": "string",
      "ErrorMessage": "string",
      "Id": "string",
      "ResolverQueryLogConfigId": "string",
      "ResourceId": "string",
      "Status": "string"
    }
  ],
  "TotalCount": number,
  "TotalFilteredCount": number
}
```

Response Elements

If the action is successful, the service sends back an HTTP 200 response.

The following data is returned in JSON format by the service.

NextToken

If there are more than `MaxResults` query logging associations, you can submit another `ListResolverQueryLogConfigAssociations` request to get the next group of associations. In the next request, specify the value of `NextToken` from the previous response.

Type: String

ResolverQueryLogConfigAssociations

A list that contains one `ResolverQueryLogConfigAssociations` element for each query logging association that matches the values that you specified for `Filter`.

Type: Array of [ResolverQueryLogConfigAssociation](#) objects

TotalCount

The total number of query logging associations that were created by the current account in the specified Region. This count can differ from the number of associations that are returned in a `ListResolverQueryLogConfigAssociations` response, depending on the values that you specify in the request.

Type: Integer

TotalFilteredCount

The total number of query logging associations that were created by the current account in the specified Region and that match the filters that were specified in the `ListResolverQueryLogConfigAssociations` request. For the total number of associations that were created by the current account in the specified Region, see `TotalCount`.

Type: Integer

Errors

For information about the errors that are common to all actions, see [Common Errors](#).

AccessDeniedException

The current account doesn't have the IAM permissions required to perform the specified Resolver operation.

This error can also be thrown when a customer has reached the 5120 character limit for a resource policy for CloudWatch Logs.

HTTP Status Code: 400

InternalServerErrorException

We encountered an unknown error. Try again in a few minutes.

HTTP Status Code: 400

InvalidParameterException

One or more parameters in this request are not valid.

HTTP Status Code: 400

InvalidRequestException

The request is invalid.

HTTP Status Code: 400

LimitExceededException

The request caused one or more limits to be exceeded.

HTTP Status Code: 400

ThrottlingException

The request was throttled. Try again in a few minutes.

HTTP Status Code: 400

Examples

ListResolverQueryLogConfigAssociations Example

This example illustrates one usage of ListResolverQueryLogConfigAssociations.

Sample Request

```
POST / HTTP/1.1
Host: route53resolver.us-east-2.amazonaws.com
Accept-Encoding: identity
Content-Length: 283
X-Amz-Target: Route53Resolver.ListResolverQueryLogConfigAssociations
X-Amz-Date: 20200415T191344Z
User-Agent: aws-cli/1.16.45 Python/2.7.10 Darwin/16.7.0 botocore/1.12.35
Content-Type: application/x-amz-json-1.1
Authorization: AWS4-HMAC-SHA256
                Credential=AKIAJJ2SONIPEXAMPLE/20181101/us-east-2/route53resolver/
aws4_request,
                SignedHeaders=content-type;host;x-amz-date;x-amz-target,
                Signature=[calculated-signature]

{
  "Filters": [
    {
      "Name": "Status",
```

```
        "Values": "CREATED"
    }
],
"MaxResults": 10,
"SortBy": "DestinationArn",
"SortOrder": "ASCENDING"
}
```

Sample Response

```
HTTP/1.1 200 OK
Date: Thu, 01 Nov 2018 19:13:44 GMT
Content-Type: application/x-amz-json-1.1
Content-Length: 531
x-amzn-RequestId: 08afd081-9d67-4281-a277-b3880example
Connection: keep-alive

{
  "MaxResults": 10,
  "ResolverQueryLogConfigAssociations": [
    {
      "CreationTime": "2020-04-15T18:52:23.30Z",
      "Error": "",
      "ErrorMessage": "",
      "Id": "rqlca-ff85e1ffexample",
      "ResolverQueryLogConfigId": "rqlc-8ca61fe7cexample",
      "Resource": "vpc-03cf94c75cexample",
      "Status": "CREATED"
    }
  ],
  "TotalCount": 10,
  "TotalFilteredCount": 1
}
```

See Also

For more information about using this API in one of the language-specific AWS SDKs, see the following:

- [AWS Command Line Interface](#)
- [AWS SDK for .NET](#)
- [AWS SDK for C++](#)

- [AWS SDK for Go v2](#)
- [AWS SDK for Java V2](#)
- [AWS SDK for JavaScript V3](#)
- [AWS SDK for PHP V3](#)
- [AWS SDK for Python](#)
- [AWS SDK for Ruby V3](#)

ListResolverQueryLogConfigs

Service: Amazon Route 53 Resolver

Lists information about the specified query logging configurations. Each configuration defines where you want Resolver to save DNS query logs and specifies the VPCs that you want to log queries for.

Request Syntax

```
{
  "Filters": [
    {
      "Name": "string",
      "Values": [ "string" ]
    }
  ],
  "MaxResults": number,
  "NextToken": "string",
  "SortBy": "string",
  "SortOrder": "string"
}
```

Request Parameters

For information about the parameters that are common to all actions, see [Common Parameters](#).

The request accepts the following data in JSON format.

Filters

An optional specification to return a subset of query logging configurations.

Note

If you submit a second or subsequent `ListResolverQueryLogConfigs` request and specify the `NextToken` parameter, you must use the same values for `Filters`, if any, as in the previous request.

Type: Array of [Filter](#) objects

Required: No

MaxResults

The maximum number of query logging configurations that you want to return in the response to a `ListResolverQueryLogConfigs` request. If you don't specify a value for `MaxResults`, Resolver returns up to 100 query logging configurations.

Type: Integer

Valid Range: Minimum value of 1. Maximum value of 100.

Required: No

NextToken

For the first `ListResolverQueryLogConfigs` request, omit this value.

If there are more than `MaxResults` query logging configurations that match the values that you specify for `Filters`, you can submit another `ListResolverQueryLogConfigs` request to get the next group of configurations. In the next request, specify the value of `NextToken` from the previous response.

Type: String

Required: No

SortBy

The element that you want Resolver to sort query logging configurations by.

Note

If you submit a second or subsequent `ListResolverQueryLogConfigs` request and specify the `NextToken` parameter, you must use the same value for `SortBy`, if any, as in the previous request.

Valid values include the following elements:

- `Arn`: The ARN of the query logging configuration
- `AssociationCount`: The number of VPCs that are associated with the specified configuration
- `CreationTime`: The date and time that Resolver returned when the configuration was created

- **CreatorRequestId**: The value that was specified for `CreatorRequestId` when the configuration was created
- **DestinationArn**: The location that logs are sent to
- **Id**: The ID of the configuration
- **Name**: The name of the configuration
- **OwnerId**: The AWS account number of the account that created the configuration
- **ShareStatus**: Whether the configuration is shared with other AWS accounts or shared with the current account by another AWS account. Sharing is configured through AWS Resource Access Manager (AWS RAM).
- **Status**: The current status of the configuration. Valid values include the following:
 - **CREATING**: Resolver is creating the query logging configuration.
 - **CREATED**: The query logging configuration was successfully created. Resolver is logging queries that originate in the specified VPC.
 - **DELETING**: Resolver is deleting this query logging configuration.
 - **FAILED**: Resolver either couldn't create or couldn't delete the query logging configuration. Here are two common causes:
 - The specified destination (for example, an Amazon S3 bucket) was deleted.
 - Permissions don't allow sending logs to the destination.

Type: String

Length Constraints: Minimum length of 1. Maximum length of 64.

Required: No

SortOrder

If you specified a value for `SortBy`, the order that you want query logging configurations to be listed in, `ASCENDING` or `DESCENDING`.

Note

If you submit a second or subsequent `ListResolverQueryLogConfigs` request and specify the `NextToken` parameter, you must use the same value for `SortOrder`, if any, as in the previous request.

Type: String

Valid Values: ASCENDING | DESCENDING

Required: No

Response Syntax

```
{
  "NextToken": "string",
  "ResolverQueryLogConfigs": [
    {
      "Arn": "string",
      "AssociationCount": number,
      "CreationTime": "string",
      "CreatorRequestId": "string",
      "DestinationArn": "string",
      "Id": "string",
      "Name": "string",
      "OwnerId": "string",
      "ShareStatus": "string",
      "Status": "string"
    }
  ],
  "TotalCount": number,
  "TotalFilteredCount": number
}
```

Response Elements

If the action is successful, the service sends back an HTTP 200 response.

The following data is returned in JSON format by the service.

NextToken

If there are more than `MaxResults` query logging configurations, you can submit another `ListResolverQueryLogConfigs` request to get the next group of configurations. In the next request, specify the value of `NextToken` from the previous response.

Type: String

ResolverQueryLogConfigs

A list that contains one `ResolverQueryLogConfig` element for each query logging configuration that matches the values that you specified for `Filter`.

Type: Array of [ResolverQueryLogConfig](#) objects

TotalCount

The total number of query logging configurations that were created by the current account in the specified Region. This count can differ from the number of query logging configurations that are returned in a `ListResolverQueryLogConfigs` response, depending on the values that you specify in the request.

Type: Integer

TotalFilteredCount

The total number of query logging configurations that were created by the current account in the specified Region and that match the filters that were specified in the `ListResolverQueryLogConfigs` request. For the total number of query logging configurations that were created by the current account in the specified Region, see `TotalCount`.

Type: Integer

Errors

For information about the errors that are common to all actions, see [Common Errors](#).

AccessDeniedException

The current account doesn't have the IAM permissions required to perform the specified Resolver operation.

This error can also be thrown when a customer has reached the 5120 character limit for a resource policy for CloudWatch Logs.

HTTP Status Code: 400

InternalServiceErrorException

We encountered an unknown error. Try again in a few minutes.

HTTP Status Code: 400

InvalidNextTokenException

The value that you specified for NextToken in a List request isn't valid.

HTTP Status Code: 400

InvalidParameterException

One or more parameters in this request are not valid.

HTTP Status Code: 400

InvalidRequestException

The request is invalid.

HTTP Status Code: 400

ThrottlingException

The request was throttled. Try again in a few minutes.

HTTP Status Code: 400

Examples

ListResolverQueryLogConfigs Example

This example illustrates one usage of ListResolverQueryLogConfigs.

Sample Request

```
POST / HTTP/1.1
Host: route53resolver.us-east-2.amazonaws.com
Accept-Encoding: identity
Content-Length: 283
X-Amz-Target: Route53Resolver.ListResolverQueryLogConfigs
X-Amz-Date: 20200415T191344Z
User-Agent: aws-cli/1.16.45 Python/2.7.10 Darwin/16.7.0 botocore/1.12.35
Content-Type: application/x-amz-json-1.1
Authorization: AWS4-HMAC-SHA256
                Credential=AKIAJJ2SONIPEXAMPLE/20181101/us-east-2/route53resolver/
aws4_request,
```

```
SignedHeaders=content-type;host;x-amz-date;x-amz-target,
Signature=[calculated-signature]
```

```
{
  "Filters": [
    {
      "Name": "ShareStatus",
      "Values": "SHARED_BY_ME"
    }
  ],
  "MaxResults": 10,
  "SortBy": "DestinationArn",
  "SortOrder": "ASCENDING"
}
```

Sample Response

```
HTTP/1.1 200 OK
Date: Thu, 01 Nov 2018 19:13:44 GMT
Content-Type: application/x-amz-json-1.1
Content-Length: 531
x-amzn-RequestId: 08afd081-9d67-4281-a277-b3880example
Connection: keep-alive

{
  "MaxResults": 10,
  "ResolverQueryLogConfigs": [
    {
      "Arn": "arn:aws:route53resolver:us-east-1:111122223333:resolver-query-log-
config/rqlc-8ca61fe7cexample",
      "AssociationCount": "1",
      "CreationTime": "20200415T191604Z",
      "CreatorRequestId": "ramirezd-20200415T191001Z",
      "DestinationArn": "arn:aws:s3:::examplebucket/development/",
      "Id": "rqlc-8ca61fe7c055415a",
      "Name": "MyQueryLog",
      "OwnerId": "111122223333",
      "ShareStatus": "SHARED_BY_ME",
      "Status": "CREATING"
    }
  ],
  "SortBy": "DestinationArn",
  "SortOrder": "ASCENDING",
}
```

```
"TotalCount": 10,  
"TotalFilteredCount": 1  
}
```

See Also

For more information about using this API in one of the language-specific AWS SDKs, see the following:

- [AWS Command Line Interface](#)
- [AWS SDK for .NET](#)
- [AWS SDK for C++](#)
- [AWS SDK for Go v2](#)
- [AWS SDK for Java V2](#)
- [AWS SDK for JavaScript V3](#)
- [AWS SDK for PHP V3](#)
- [AWS SDK for Python](#)
- [AWS SDK for Ruby V3](#)

ListResolverRuleAssociations

Service: Amazon Route 53 Resolver

Lists the associations that were created between Resolver rules and VPCs using the current AWS account.

Request Syntax

```
{
  "Filters": [
    {
      "Name": "string",
      "Values": [ "string" ]
    }
  ],
  "MaxResults": number,
  "NextToken": "string"
}
```

Request Parameters

For information about the parameters that are common to all actions, see [Common Parameters](#).

The request accepts the following data in JSON format.

Filters

An optional specification to return a subset of Resolver rules, such as Resolver rules that are associated with the same VPC ID.

Note

If you submit a second or subsequent `ListResolverRuleAssociations` request and specify the `NextToken` parameter, you must use the same values for `Filters`, if any, as in the previous request.

Type: Array of [Filter](#) objects

Required: No

MaxResults

The maximum number of rule associations that you want to return in the response to a `ListResolverRuleAssociations` request. If you don't specify a value for `MaxResults`, `Resolver` returns up to 100 rule associations.

Type: Integer

Valid Range: Minimum value of 1. Maximum value of 100.

Required: No

NextToken

For the first `ListResolverRuleAssociation` request, omit this value.

If you have more than `MaxResults` rule associations, you can submit another `ListResolverRuleAssociation` request to get the next group of rule associations. In the next request, specify the value of `NextToken` from the previous response.

Type: String

Required: No

Response Syntax

```
{
  "MaxResults": number,
  "NextToken": "string",
  "ResolverRuleAssociations": [
    {
      "Id": "string",
      "Name": "string",
      "ResolverRuleId": "string",
      "Status": "string",
      "StatusMessage": "string",
      "VPCId": "string"
    }
  ]
}
```

Response Elements

If the action is successful, the service sends back an HTTP 200 response.

The following data is returned in JSON format by the service.

MaxResults

The value that you specified for `MaxResults` in the request.

Type: Integer

Valid Range: Minimum value of 1. Maximum value of 100.

NextToken

If more than `MaxResults` rule associations match the specified criteria, you can submit another `ListResolverRuleAssociation` request to get the next group of results. In the next request, specify the value of `NextToken` from the previous response.

Type: String

ResolverRuleAssociations

The associations that were created between Resolver rules and VPCs using the current AWS account, and that match the specified filters, if any.

Type: Array of [ResolverRuleAssociation](#) objects

Errors

For information about the errors that are common to all actions, see [Common Errors](#).

InternalServerErrorException

We encountered an unknown error. Try again in a few minutes.

HTTP Status Code: 400

InvalidNextTokenException

The value that you specified for `NextToken` in a `List` request isn't valid.

HTTP Status Code: 400

InvalidParameterException

One or more parameters in this request are not valid.

HTTP Status Code: 400

InvalidRequestException

The request is invalid.

HTTP Status Code: 400

ThrottlingException

The request was throttled. Try again in a few minutes.

HTTP Status Code: 400

Examples

ListResolverRuleAssociations Example

This example illustrates one usage of ListResolverRuleAssociations.

Sample Request

```
POST / HTTP/1.1
Host: route53resolver.us-east-2.amazonaws.com
Accept-Encoding: identity
Content-Length: 2
X-Amz-Target: Route53Resolver.ListResolverRuleAssociations
X-Amz-Date: 20181101T193011Z
User-Agent: aws-cli/1.16.45 Python/2.7.10 Darwin/16.7.0 botocore/1.12.35
Content-Type: application/x-amz-json-1.1
Authorization: AWS4-HMAC-SHA256
                Credential=AKIAJJ2SONIPEXAMPLE/20181101/us-east-2/route53resolver/
aws4_request,
                SignedHeaders=content-type;host;x-amz-date;x-amz-target,
                Signature=[calculated-signature]

{}
```

Sample Response

```
HTTP/1.1 200 OK
Date: Thu, 01 Nov 2018 19:30:11 GMT
Content-Type: application/x-amz-json-1.1
Content-Length: 277
x-amzn-RequestId: 5ad8f14f-64c0-4cb0-a4f9-e5c48example
Connection: keep-alive

{
  "MaxResults": 30,
  "ResolverRuleAssociations": [
    {
      "Id": "rslvr-rrassoc-97242eaf88example",
      "Name": "forward example.com for gamma VPC",
      "ResolverRuleId": "rslvr-rr-5328a0899aexample",
      "Status": "COMPLETE",
      "StatusMessage": "[Trace id: 1-5bdb53db-75f3852c8384ad30fexample] Creating
the association.",
      "VPCId": "vpc-03cf94c75eexample"
    }
  ]
}
```

See Also

For more information about using this API in one of the language-specific AWS SDKs, see the following:

- [AWS Command Line Interface](#)
- [AWS SDK for .NET](#)
- [AWS SDK for C++](#)
- [AWS SDK for Go v2](#)
- [AWS SDK for Java V2](#)
- [AWS SDK for JavaScript V3](#)
- [AWS SDK for PHP V3](#)
- [AWS SDK for Python](#)
- [AWS SDK for Ruby V3](#)

ListResolverRules

Service: Amazon Route 53 Resolver

Lists the Resolver rules that were created using the current AWS account.

Request Syntax

```
{
  "Filters": [
    {
      "Name": "string",
      "Values": [ "string" ]
    }
  ],
  "MaxResults": number,
  "NextToken": "string"
}
```

Request Parameters

For information about the parameters that are common to all actions, see [Common Parameters](#).

The request accepts the following data in JSON format.

[Filters](#)

An optional specification to return a subset of Resolver rules, such as all Resolver rules that are associated with the same Resolver endpoint.

Note

If you submit a second or subsequent `ListResolverRules` request and specify the `NextToken` parameter, you must use the same values for `Filters`, if any, as in the previous request.

Type: Array of [Filter](#) objects

Required: No

MaxResults

The maximum number of Resolver rules that you want to return in the response to a `ListResolverRules` request. If you don't specify a value for `MaxResults`, Resolver returns up to 100 Resolver rules.

Type: Integer

Valid Range: Minimum value of 1. Maximum value of 100.

Required: No

NextToken

For the first `ListResolverRules` request, omit this value.

If you have more than `MaxResults` Resolver rules, you can submit another `ListResolverRules` request to get the next group of Resolver rules. In the next request, specify the value of `NextToken` from the previous response.

Type: String

Required: No

Response Syntax

```
{
  "MaxResults": number,
  "NextToken": "string",
  "ResolverRules": [
    {
      "Arn": "string",
      "CreationTime": "string",
      "CreatorRequestId": "string",
      "DomainName": "string",
      "Id": "string",
      "ModificationTime": "string",
      "Name": "string",
      "OwnerId": "string",
      "ResolverEndpointId": "string",
      "RuleType": "string",
      "ShareStatus": "string",
      "Status": "string",
      "StatusMessage": "string",
```

```
    "TargetIps": [
      {
        "Ip": "string",
        "Ipv6": "string",
        "Port": number,
        "Protocol": "string"
      }
    ]
  }
}
```

Response Elements

If the action is successful, the service sends back an HTTP 200 response.

The following data is returned in JSON format by the service.

MaxResults

The value that you specified for `MaxResults` in the request.

Type: Integer

Valid Range: Minimum value of 1. Maximum value of 100.

NextToken

If more than `MaxResults` Resolver rules match the specified criteria, you can submit another `ListResolverRules` request to get the next group of results. In the next request, specify the value of `NextToken` from the previous response.

Type: String

ResolverRules

The Resolver rules that were created using the current AWS account and that match the specified filters, if any.

Type: Array of [ResolverRule](#) objects

Errors

For information about the errors that are common to all actions, see [Common Errors](#).

InternalServerErrorException

We encountered an unknown error. Try again in a few minutes.

HTTP Status Code: 400

InvalidNextTokenException

The value that you specified for NextToken in a List request isn't valid.

HTTP Status Code: 400

InvalidParameterException

One or more parameters in this request are not valid.

HTTP Status Code: 400

InvalidRequestException

The request is invalid.

HTTP Status Code: 400

ThrottlingException

The request was throttled. Try again in a few minutes.

HTTP Status Code: 400

Examples

ListResolverRules Example

This example illustrates one usage of ListResolverRules.

Sample Request

```
POST / HTTP/1.1
Host: route53resolver.us-east-2.amazonaws.com
Accept-Encoding: identity
Content-Length: 2
X-Amz-Target: Route53Resolver.ListResolverRules
X-Amz-Date: 20181101T192600Z
```

```

User-Agent: aws-cli/1.16.45 Python/2.7.10 Darwin/16.7.0 botocore/1.12.35
Content-Type: application/x-amz-json-1.1
Authorization: AWS4-HMAC-SHA256
                Credential=AKIAJJ2SONIPEXAMPLE/20181101/us-east-2/route53resolver/
aws4_request,
                SignedHeaders=content-type;host;x-amz-date;x-amz-target,
                Signature=[calculated-signature]

{}

```

Sample Response

```

HTTP/1.1 200 OK
Date: Thu, 01 Nov 2018 19:26:00 GMT
Content-Type: application/x-amz-json-1.1
Content-Length: 483
x-amzn-RequestId: cfa09aaa-6619-40d4-8791-064c6example
Connection: keep-alive

{
  "MaxResults": 30,
  "ResolverRules": [
    {
      "Arn": "arn:aws:route53resolver:us-east-2:123456789012:resolver-rule/rslvr-rr-5328a0899aexample",
      "CreatorRequestId": "999",
      "DomainName": "example.com",
      "Id": "rslvr-rr-5328a0899aexample",
      "OwnerId": "123456789012",
      "ResolverEndpointId": "rslvr-out-fdc049932dexample",
      "RuleType": "FORWARD",
      "Status": "COMPLETE",
      "StatusMessage": "[Trace id: 1-5bdb52b3-68082ffc336d18153example]
Successfully created Resolver Rule.",
      "TargetIps": [
        {
          "Ip": "192.0.2.6",
          "Port": 53
        }
      ]
    }
  ]
}

```

See Also

For more information about using this API in one of the language-specific AWS SDKs, see the following:

- [AWS Command Line Interface](#)
- [AWS SDK for .NET](#)
- [AWS SDK for C++](#)
- [AWS SDK for Go v2](#)
- [AWS SDK for Java V2](#)
- [AWS SDK for JavaScript V3](#)
- [AWS SDK for PHP V3](#)
- [AWS SDK for Python](#)
- [AWS SDK for Ruby V3](#)

ListTagsForResource

Service: Amazon Route 53 Resolver

Lists the tags that you associated with the specified resource.

Request Syntax

```
{
  "MaxResults": number,
  "NextToken": "string",
  "ResourceArn": "string"
}
```

Request Parameters

For information about the parameters that are common to all actions, see [Common Parameters](#).

The request accepts the following data in JSON format.

MaxResults

The maximum number of tags that you want to return in the response to a `ListTagsForResource` request. If you don't specify a value for `MaxResults`, Resolver returns up to 100 tags.

Type: Integer

Valid Range: Minimum value of 1. Maximum value of 100.

Required: No

NextToken

For the first `ListTagsForResource` request, omit this value.

If you have more than `MaxResults` tags, you can submit another `ListTagsForResource` request to get the next group of tags for the resource. In the next request, specify the value of `NextToken` from the previous response.

Type: String

Required: No

ResourceArn

The Amazon Resource Name (ARN) for the resource that you want to list tags for.

Type: String

Length Constraints: Minimum length of 1. Maximum length of 255.

Required: Yes

Response Syntax

```
{
  "NextToken": "string",
  "Tags": [
    {
      "Key": "string",
      "Value": "string"
    }
  ]
}
```

Response Elements

If the action is successful, the service sends back an HTTP 200 response.

The following data is returned in JSON format by the service.

NextToken

If more than `MaxResults` tags match the specified criteria, you can submit another `ListTagsForResource` request to get the next group of results. In the next request, specify the value of `NextToken` from the previous response.

Type: String

Tags

The tags that are associated with the resource that you specified in the `ListTagsForResource` request.

Type: Array of [Tag](#) objects

Array Members: Maximum number of 200 items.

Errors

For information about the errors that are common to all actions, see [Common Errors](#).

InternalServerErrorException

We encountered an unknown error. Try again in a few minutes.

HTTP Status Code: 400

InvalidNextTokenException

The value that you specified for NextToken in a List request isn't valid.

HTTP Status Code: 400

InvalidParameterException

One or more parameters in this request are not valid.

HTTP Status Code: 400

InvalidRequestException

The request is invalid.

HTTP Status Code: 400

ResourceNotFoundException

The specified resource doesn't exist.

HTTP Status Code: 400

ThrottlingException

The request was throttled. Try again in a few minutes.

HTTP Status Code: 400

Examples

ListTagsForResource Example

This example illustrates one usage of ListTagsForResource.

Sample Request

```
POST / HTTP/1.1
Host: route53resolver.us-east-2.amazonaws.com
Accept-Encoding: identity
Content-Length: 134
X-Amz-Target: Route53Resolver.ListTagsForResource
X-Amz-Date: 20181101T185222Z
User-Agent: aws-cli/1.16.45 Python/2.7.10 Darwin/16.7.0 botocore/1.12.35
Content-Type: application/x-amz-json-1.1
Authorization: AWS4-HMAC-SHA256
                Credential=AKIAJJ2SONIPEXAMPLE/20181101/us-east-2/route53resolver/
aws4_request,
                SignedHeaders=content-type;host;x-amz-date;x-amz-target,
                Signature=[calculated-signature]

{
  "MaxResults": 10,
  "ResourceArn": "arn:aws:route53resolver:us-east-2:123456789012:resolver-rule/rslvr-
rr-5328a0899aexample"
}
```

Sample Response

```
HTTP/1.1 200 OK
Date: Thu, 01 Nov 2018 18:52:22 GMT
Content-Type: application/x-amz-json-1.1
Content-Length: 107
x-amzn-RequestId: bda80f7b-0f2c-41d1-9043-f36d3example
Connection: keep-alive

{
  "Tags": [
    {
      "Key": "account-id",
      "Value": "12345"
    }
  ]
}
```

```
]
}
```

See Also

For more information about using this API in one of the language-specific AWS SDKs, see the following:

- [AWS Command Line Interface](#)
- [AWS SDK for .NET](#)
- [AWS SDK for C++](#)
- [AWS SDK for Go v2](#)
- [AWS SDK for Java V2](#)
- [AWS SDK for JavaScript V3](#)
- [AWS SDK for PHP V3](#)
- [AWS SDK for Python](#)
- [AWS SDK for Ruby V3](#)

PutFirewallRuleGroupPolicy

Service: Amazon Route 53 Resolver

Attaches an AWS Identity and Access Management (AWS IAM) policy for sharing the rule group. You can use the policy to share the rule group using AWS Resource Access Manager (AWS RAM).

Request Syntax

```
{  
  "Arn": "string",  
  "FirewallRuleGroupPolicy": "string"  
}
```

Request Parameters

For information about the parameters that are common to all actions, see [Common Parameters](#).

The request accepts the following data in JSON format.

Arn

The ARN (Amazon Resource Name) for the rule group that you want to share.

Type: String

Length Constraints: Minimum length of 1. Maximum length of 255.

Required: Yes

FirewallRuleGroupPolicy

The AWS Identity and Access Management (AWS IAM) policy to attach to the rule group.

Type: String

Length Constraints: Maximum length of 30000.

Required: Yes

Response Syntax

```
{
```

```
"ReturnValue": boolean
}
```

Response Elements

If the action is successful, the service sends back an HTTP 200 response.

The following data is returned in JSON format by the service.

ReturnValue

Type: Boolean

Errors

For information about the errors that are common to all actions, see [Common Errors](#).

AccessDeniedException

The current account doesn't have the IAM permissions required to perform the specified Resolver operation.

This error can also be thrown when a customer has reached the 5120 character limit for a resource policy for CloudWatch Logs.

HTTP Status Code: 400

InternalServerErrorException

We encountered an unknown error. Try again in a few minutes.

HTTP Status Code: 400

ResourceNotFoundException

The specified resource doesn't exist.

HTTP Status Code: 400

ThrottlingException

The request was throttled. Try again in a few minutes.

HTTP Status Code: 400

ValidationException

You have provided an invalid command. If you ran the `UpdateFirewallDomains` request, supported values are `ADD`, `REMOVE`, or `REPLACE` a domain.

HTTP Status Code: 400

See Also

For more information about using this API in one of the language-specific AWS SDKs, see the following:

- [AWS Command Line Interface](#)
- [AWS SDK for .NET](#)
- [AWS SDK for C++](#)
- [AWS SDK for Go v2](#)
- [AWS SDK for Java V2](#)
- [AWS SDK for JavaScript V3](#)
- [AWS SDK for PHP V3](#)
- [AWS SDK for Python](#)
- [AWS SDK for Ruby V3](#)

PutResolverQueryLogConfigPolicy

Service: Amazon Route 53 Resolver

Specifies an AWS account that you want to share a query logging configuration with, the query logging configuration that you want to share, and the operations that you want the account to be able to perform on the configuration.

Request Syntax

```
{  
  "Arn": "string",  
  "ResolverQueryLogConfigPolicy": "string"  
}
```

Request Parameters

For information about the parameters that are common to all actions, see [Common Parameters](#).

The request accepts the following data in JSON format.

Arn

The Amazon Resource Name (ARN) of the account that you want to share rules with.

Type: String

Length Constraints: Minimum length of 1. Maximum length of 255.

Required: Yes

ResolverQueryLogConfigPolicy

An AWS Identity and Access Management policy statement that lists the query logging configurations that you want to share with another AWS account and the operations that you want the account to be able to perform. You can specify the following operations in the Actions section of the statement:

- `route53resolver:AssociateResolverQueryLogConfig`
- `route53resolver:DisassociateResolverQueryLogConfig`
- `route53resolver:ListResolverQueryLogConfigs`

In the Resource section of the statement, you specify the ARNs for the query logging configurations that you want to share with the account that you specified in `Arn`.

Type: String

Length Constraints: Maximum length of 30000.

Required: Yes

Response Syntax

```
{
  "ReturnValue": boolean
}
```

Response Elements

If the action is successful, the service sends back an HTTP 200 response.

The following data is returned in JSON format by the service.

ReturnValue

Whether the `PutResolverQueryLogConfigPolicy` request was successful.

Type: Boolean

Errors

For information about the errors that are common to all actions, see [Common Errors](#).

AccessDeniedException

The current account doesn't have the IAM permissions required to perform the specified Resolver operation.

This error can also be thrown when a customer has reached the 5120 character limit for a resource policy for CloudWatch Logs.

HTTP Status Code: 400

InternalServerErrorException

We encountered an unknown error. Try again in a few minutes.

HTTP Status Code: 400

InvalidParameterException

One or more parameters in this request are not valid.

HTTP Status Code: 400

InvalidPolicyDocument

The specified Resolver rule policy is invalid.

HTTP Status Code: 400

InvalidRequestException

The request is invalid.

HTTP Status Code: 400

UnknownResourceException

The specified resource doesn't exist.

HTTP Status Code: 400

Examples

PutResolverQueryLogConfigPolicy Example

This example illustrates one usage of PutResolverQueryLogConfigPolicy.

Sample Request

```
POST / HTTP/1.1
Host: route53resolver.us-east-2.amazonaws.com
Accept-Encoding: identity
Content-Length: 2
X-Amz-Target: Route53Resolver.PutResolverQueryLogConfigPolicy
X-Amz-Date: 20181101T192600Z
User-Agent: aws-cli/1.16.45 Python/2.7.10 Darwin/16.7.0 botocore/1.12.35
```

```

Content-Type: application/x-amz-json-1.1
Authorization: AWS4-HMAC-SHA256
                Credential=AKIAJJ2SONIPEXAMPLE/20181101/us-east-2/route53resolver/
aws4_request,
                SignedHeaders=content-type;host;x-amz-date;x-amz-target,
                Signature=[calculated-signature]

{
  "Arn": "[ARN for the account that you want to share query logging operations and
resources with]",
  "ResolverQueryLogConfigPolicy": {
    "Version": "2012-10-17",
    "Statement": [
      {
        "Effect": "Allow",
        "Principal": {
          "AWS": [
            "123456789012"
          ]
        },
        "Action": [
          "route53resolver:AssociateResolverQueryLogConfig",
          "route53resolver:DisassociateResolverQueryLogConfig",
          "route53resolver:ListResolverQueryLogConfigs"
        ],
        "Resource": [
          "arn:aws:route53resolver:us-east-1:111122223333:resolver-query-log-
config/rqlc-8ca61fe7cexample"
        ]
      }
    ]
  }
}

```

Sample Response

```

HTTP/1.1 200 OK
Date: Thu, 01 Nov 2018 19:26:00 GMT
Content-Type: application/x-amz-json-1.1
Content-Length: 27
x-amzn-RequestId: cfa09aaa-6619-40d4-8791-064c6example
Connection: keep-alive

```

```
{  
  "ReturnValue": true  
}
```

See Also

For more information about using this API in one of the language-specific AWS SDKs, see the following:

- [AWS Command Line Interface](#)
- [AWS SDK for .NET](#)
- [AWS SDK for C++](#)
- [AWS SDK for Go v2](#)
- [AWS SDK for Java V2](#)
- [AWS SDK for JavaScript V3](#)
- [AWS SDK for PHP V3](#)
- [AWS SDK for Python](#)
- [AWS SDK for Ruby V3](#)

PutResolverRulePolicy

Service: Amazon Route 53 Resolver

Specifies an AWS rule that you want to share with another account, the account that you want to share the rule with, and the operations that you want the account to be able to perform on the rule.

Request Syntax

```
{
  "Arn": "string",
  "ResolverRulePolicy": "string"
}
```

Request Parameters

For information about the parameters that are common to all actions, see [Common Parameters](#).

The request accepts the following data in JSON format.

Arn

The Amazon Resource Name (ARN) of the rule that you want to share with another account.

Type: String

Length Constraints: Minimum length of 1. Maximum length of 255.

Required: Yes

ResolverRulePolicy

An AWS Identity and Access Management policy statement that lists the rules that you want to share with another AWS account and the operations that you want the account to be able to perform. You can specify the following operations in the Action section of the statement:

- route53resolver:GetResolverRule
- route53resolver:AssociateResolverRule
- route53resolver:DisassociateResolverRule
- route53resolver:ListResolverRules
- route53resolver:ListResolverRuleAssociations

In the Resource section of the statement, specify the ARN for the rule that you want to share with another account. Specify the same ARN that you specified in Arn.

Type: String

Length Constraints: Maximum length of 30000.

Required: Yes

Response Syntax

```
{
  "ReturnValue": boolean
}
```

Response Elements

If the action is successful, the service sends back an HTTP 200 response.

The following data is returned in JSON format by the service.

ReturnValue

Whether the PutResolverRulePolicy request was successful.

Type: Boolean

Errors

For information about the errors that are common to all actions, see [Common Errors](#).

AccessDeniedException

The current account doesn't have the IAM permissions required to perform the specified Resolver operation.

This error can also be thrown when a customer has reached the 5120 character limit for a resource policy for CloudWatch Logs.

HTTP Status Code: 400

InternalServerErrorException

We encountered an unknown error. Try again in a few minutes.

HTTP Status Code: 400

InvalidParameterException

One or more parameters in this request are not valid.

HTTP Status Code: 400

InvalidPolicyDocument

The specified Resolver rule policy is invalid.

HTTP Status Code: 400

UnknownResourceException

The specified resource doesn't exist.

HTTP Status Code: 400

Examples

PutResolverRulePolicy Example

This example illustrates one usage of PutResolverRulePolicy.

Sample Request

```
POST / HTTP/1.1
Host: route53resolver.us-east-2.amazonaws.com
Accept-Encoding: identity
Content-Length: 2
X-Amz-Target: Route53Resolver.PutResolverRulePolicy
X-Amz-Date: 20181101T192600Z
User-Agent: aws-cli/1.16.45 Python/2.7.10 Darwin/16.7.0 botocore/1.12.35
Content-Type: application/x-amz-json-1.1
Authorization: AWS4-HMAC-SHA256
                Credential=AKIAJJ2SONIPEXAMPLE/20181101/us-east-2/route53resolver/
aws4_request,
                SignedHeaders=content-type;host;x-amz-date;x-amz-target,
                Signature=[calculated-signature]
```

```
{
  "Arn": "arn:aws:route53resolver:us-east-2:123456789012:resolver-rule/rslvr-
rr-5328a0899aexample",
  "ResolverRulePolicy": "{
    "Version": "2012-10-17",
    "Statement": [
      {
        "Effect" : "Allow",
        "Principal" : {"AWS" : [ "123456789012" ] },
        "Action" : [
          "route53resolver:GetResolverRule",
          "route53resolver:AssociateResolverRule",
          "route53resolver:DisassociateResolverRule",
          "route53resolver:ListResolverRules",
          "route53resolver:ListResolverRuleAssociations"
        ],
        "Resource" : [
          "arn:aws:route53resolver:us-east-2:123456789012:resolver-rule/rslvr-
rr-5328a0899aexample"
        ]
      }
    ]
  }"
}
```

Sample Response

```
HTTP/1.1 200 OK
Date: Thu, 01 Nov 2018 19:26:00 GMT
Content-Type: application/x-amz-json-1.1
Content-Length: 27
x-amzn-RequestId: cfa09aaa-6619-40d4-8791-064c6example
Connection: keep-alive

{
  "ReturnValue": true
}
```

See Also

For more information about using this API in one of the language-specific AWS SDKs, see the following:

- [AWS Command Line Interface](#)
- [AWS SDK for .NET](#)
- [AWS SDK for C++](#)
- [AWS SDK for Go v2](#)
- [AWS SDK for Java V2](#)
- [AWS SDK for JavaScript V3](#)
- [AWS SDK for PHP V3](#)
- [AWS SDK for Python](#)
- [AWS SDK for Ruby V3](#)

TagResource

Service: Amazon Route 53 Resolver

Adds one or more tags to a specified resource.

Request Syntax

```
{
  "ResourceArn": "string",
  "Tags": [
    {
      "Key": "string",
      "Value": "string"
    }
  ]
}
```

Request Parameters

For information about the parameters that are common to all actions, see [Common Parameters](#).

The request accepts the following data in JSON format.

ResourceArn

The Amazon Resource Name (ARN) for the resource that you want to add tags to. To get the ARN for a resource, use the applicable `Get` or `List` command:

- [GetResolverEndpoint](#)
- [GetResolverRule](#)
- [GetResolverRuleAssociation](#)
- [ListResolverEndpoints](#)
- [ListResolverRuleAssociations](#)
- [ListResolverRules](#)

Type: String

Length Constraints: Minimum length of 1. Maximum length of 255.

Required: Yes

Tags

The tags that you want to add to the specified resource.

Type: Array of [Tag](#) objects

Array Members: Maximum number of 200 items.

Required: Yes

Response Elements

If the action is successful, the service sends back an HTTP 200 response with an empty HTTP body.

Errors

For information about the errors that are common to all actions, see [Common Errors](#).

InternalServerErrorException

We encountered an unknown error. Try again in a few minutes.

HTTP Status Code: 400

InvalidParameterException

One or more parameters in this request are not valid.

HTTP Status Code: 400

InvalidRequestException

The request is invalid.

HTTP Status Code: 400

InvalidTagException

The specified tag is invalid.

HTTP Status Code: 400

LimitExceededException

The request caused one or more limits to be exceeded.

HTTP Status Code: 400

ResourceNotFoundException

The specified resource doesn't exist.

HTTP Status Code: 400

ThrottlingException

The request was throttled. Try again in a few minutes.

HTTP Status Code: 400

Examples

TagResource Example

This example illustrates one usage of TagResource.

Sample Request

```
POST / HTTP/1.1
Host: route53resolver.us-east-2.amazonaws.com
Accept-Encoding: identity
Content-Length: 217
X-Amz-Target: Route53Resolver.TagResource
X-Amz-Date: 20181101T185222Z
User-Agent: aws-cli/1.16.45 Python/2.7.10 Darwin/16.7.0 botocore/1.12.35
Content-Type: application/x-amz-json-1.1
Authorization: AWS4-HMAC-SHA256
                Credential=AKIAJJ2SONIPEXAMPLE/20181101/us-east-2/route53resolver/
aws4_request,
                SignedHeaders=content-type;host;x-amz-date;x-amz-target,
                Signature=[calculated-signature]

{
  "ResourceArn": "arn:aws:route53resolver:us-east-2:123456789012:resolver-rule/rslvr-
rr-5328a0899aexample",
  "Tags": [
    {
      "Key": "account-id",
      "Value": "12345"
    }
  ]
}
```



```
]
}
```

Sample Response

```
HTTP/1.1 200 OK
Date: Thu, 01 Nov 2018 18:52:22 GMT
Content-Type: application/x-amz-json-1.1
Content-Length: 2
x-amzn-RequestId: bda80f7b-0f2c-41d1-9043-f36d3example
Connection: keep-alive
```

```
{}
```

See Also

For more information about using this API in one of the language-specific AWS SDKs, see the following:

- [AWS Command Line Interface](#)
- [AWS SDK for .NET](#)
- [AWS SDK for C++](#)
- [AWS SDK for Go v2](#)
- [AWS SDK for Java V2](#)
- [AWS SDK for JavaScript V3](#)
- [AWS SDK for PHP V3](#)
- [AWS SDK for Python](#)
- [AWS SDK for Ruby V3](#)

UntagResource

Service: Amazon Route 53 Resolver

Removes one or more tags from a specified resource.

Request Syntax

```
{
  "ResourceArn": "string",
  "TagKeys": [ "string" ]
}
```

Request Parameters

For information about the parameters that are common to all actions, see [Common Parameters](#).

The request accepts the following data in JSON format.

ResourceArn

The Amazon Resource Name (ARN) for the resource that you want to remove tags from. To get the ARN for a resource, use the applicable Get or List command:

- [GetResolverEndpoint](#)
- [GetResolverRule](#)
- [GetResolverRuleAssociation](#)
- [ListResolverEndpoints](#)
- [ListResolverRuleAssociations](#)
- [ListResolverRules](#)

Type: String

Length Constraints: Minimum length of 1. Maximum length of 255.

Required: Yes

TagKeys

The tags that you want to remove to the specified resource.

Type: Array of strings

Array Members: Maximum number of 200 items.

Length Constraints: Minimum length of 1. Maximum length of 128.

Required: Yes

Response Elements

If the action is successful, the service sends back an HTTP 200 response with an empty HTTP body.

Errors

For information about the errors that are common to all actions, see [Common Errors](#).

InternalServerErrorException

We encountered an unknown error. Try again in a few minutes.

HTTP Status Code: 400

InvalidParameterException

One or more parameters in this request are not valid.

HTTP Status Code: 400

InvalidRequestException

The request is invalid.

HTTP Status Code: 400

ResourceNotFoundException

The specified resource doesn't exist.

HTTP Status Code: 400

ThrottlingException

The request was throttled. Try again in a few minutes.

HTTP Status Code: 400

Examples

UntagResource Example

This example illustrates one usage of UntagResource.

Sample Request

```
POST / HTTP/1.1
Host: route53resolver.us-east-2.amazonaws.com
Accept-Encoding: identity
Content-Length: 165
X-Amz-Target: Route53Resolver.UntagResource
X-Amz-Date: 20181101T185222Z
User-Agent: aws-cli/1.16.45 Python/2.7.10 Darwin/16.7.0 botocore/1.12.35
Content-Type: application/x-amz-json-1.1
Authorization: AWS4-HMAC-SHA256
                Credential=AKIAJJ2SONIPEXAMPLE/20181101/us-east-2/route53resolver/
aws4_request,
                SignedHeaders=content-type;host;x-amz-date;x-amz-target,
                Signature=[calculated-signature]

{
  "ResourceArn": "arn:aws:route53resolver:us-east-2:123456789012:resolver-rule/rslvr-
rr-5328a0899aexample",
  "TagKeys": [
    "Key": "account-id"
  ]
}
```

Sample Response

```
HTTP/1.1 200 OK
Date: Thu, 01 Nov 2018 18:52:22 GMT
Content-Type: application/x-amz-json-1.1
Content-Length: 2
x-amzn-RequestId: bda80f7b-0f2c-41d1-9043-f36d3example
Connection: keep-alive

{}
```

See Also

For more information about using this API in one of the language-specific AWS SDKs, see the following:

- [AWS Command Line Interface](#)
- [AWS SDK for .NET](#)
- [AWS SDK for C++](#)
- [AWS SDK for Go v2](#)
- [AWS SDK for Java V2](#)
- [AWS SDK for JavaScript V3](#)
- [AWS SDK for PHP V3](#)
- [AWS SDK for Python](#)
- [AWS SDK for Ruby V3](#)

UpdateFirewallConfig

Service: Amazon Route 53 Resolver

Updates the configuration of the firewall behavior provided by DNS Firewall for a single VPC from Amazon Virtual Private Cloud (Amazon VPC).

Request Syntax

```
{
  "FirewallFailOpen": "string",
  "ResourceId": "string"
}
```

Request Parameters

For information about the parameters that are common to all actions, see [Common Parameters](#).

The request accepts the following data in JSON format.

FirewallFailOpen

Determines how Route 53 Resolver handles queries during failures, for example when all traffic that is sent to DNS Firewall fails to receive a reply.

- By default, fail open is disabled, which means the failure mode is closed. This approach favors security over availability. DNS Firewall blocks queries that it is unable to evaluate properly.
- If you enable this option, the failure mode is open. This approach favors availability over security. DNS Firewall allows queries to proceed if it is unable to properly evaluate them.

This behavior is only enforced for VPCs that have at least one DNS Firewall rule group association.

Type: String

Valid Values: ENABLED | DISABLED | USE_LOCAL_RESOURCE_SETTING

Required: Yes

ResourceId

The ID of the VPC that the configuration is for.

Type: String

Length Constraints: Minimum length of 1. Maximum length of 64.

Required: Yes

Response Syntax

```
{
  "FirewallConfig": {
    "FirewallFailOpen": "string",
    "Id": "string",
    "OwnerId": "string",
    "ResourceId": "string"
  }
}
```

Response Elements

If the action is successful, the service sends back an HTTP 200 response.

The following data is returned in JSON format by the service.

[FirewallConfig](#)

Configuration of the firewall behavior provided by DNS Firewall for a single VPC.

Type: [FirewallConfig](#) object

Errors

For information about the errors that are common to all actions, see [Common Errors](#).

AccessDeniedException

The current account doesn't have the IAM permissions required to perform the specified Resolver operation.

This error can also be thrown when a customer has reached the 5120 character limit for a resource policy for CloudWatch Logs.

HTTP Status Code: 400

InternalServerErrorException

We encountered an unknown error. Try again in a few minutes.

HTTP Status Code: 400

ResourceNotFoundException

The specified resource doesn't exist.

HTTP Status Code: 400

ThrottlingException

The request was throttled. Try again in a few minutes.

HTTP Status Code: 400

ValidationException

You have provided an invalid command. If you ran the UpdateFirewallDomains request, supported values are ADD, REMOVE, or REPLACE a domain.

HTTP Status Code: 400

See Also

For more information about using this API in one of the language-specific AWS SDKs, see the following:

- [AWS Command Line Interface](#)
- [AWS SDK for .NET](#)
- [AWS SDK for C++](#)
- [AWS SDK for Go v2](#)
- [AWS SDK for Java V2](#)
- [AWS SDK for JavaScript V3](#)
- [AWS SDK for PHP V3](#)
- [AWS SDK for Python](#)
- [AWS SDK for Ruby V3](#)

UpdateFirewallDomains

Service: Amazon Route 53 Resolver

Updates the firewall domain list from an array of domain specifications.

Request Syntax

```
{
  "Domains": [ "string" ],
  "FirewallDomainListId": "string",
  "Operation": "string"
}
```

Request Parameters

For information about the parameters that are common to all actions, see [Common Parameters](#).

The request accepts the following data in JSON format.

Domains

A list of domains to use in the update operation.

Important

There is a limit of 1000 domains per request.

Each domain specification in your domain list must satisfy the following requirements:

- It can optionally start with * (asterisk).
- With the exception of the optional starting asterisk, it must only contain the following characters: A-Z, a-z, 0-9, - (hyphen).
- It must be from 1-255 characters in length.

Type: Array of strings

Length Constraints: Minimum length of 1. Maximum length of 255.

Required: Yes

FirewallDomainListId

The ID of the domain list whose domains you want to update.

Type: String

Length Constraints: Minimum length of 1. Maximum length of 64.

Required: Yes

Operation

What you want DNS Firewall to do with the domains that you are providing:

- ADD - Add the domains to the ones that are already in the domain list.
- REMOVE - Search the domain list for the domains and remove them from the list.
- REPLACE - Update the domain list to exactly match the list that you are providing.

Type: String

Valid Values: ADD | REMOVE | REPLACE

Required: Yes

Response Syntax

```
{
  "Id": "string",
  "Name": "string",
  "Status": "string",
  "StatusMessage": "string"
}
```

Response Elements

If the action is successful, the service sends back an HTTP 200 response.

The following data is returned in JSON format by the service.

Id

The ID of the firewall domain list that DNS Firewall just updated.

Type: String

Length Constraints: Minimum length of 1. Maximum length of 64.

Name

The name of the domain list.

Type: String

Length Constraints: Maximum length of 64.

Pattern: `(?!^[0-9]+$)([a-zA-Z0-9\-_'\ ']+)`

Status

Status of the `UpdateFirewallDomains` request.

Type: String

Valid Values: COMPLETE | COMPLETE_IMPORT_FAILED | IMPORTING | DELETING | UPDATING

StatusMessage

Additional information about the status of the list, if available.

Type: String

Length Constraints: Maximum length of 255.

Errors

For information about the errors that are common to all actions, see [Common Errors](#).

AccessDeniedException

The current account doesn't have the IAM permissions required to perform the specified Resolver operation.

This error can also be thrown when a customer has reached the 5120 character limit for a resource policy for CloudWatch Logs.

HTTP Status Code: 400

ConflictException

The requested state transition isn't valid. For example, you can't delete a firewall domain list if it is in the process of being deleted, or you can't import domains into a domain list that is in the process of being deleted.

HTTP Status Code: 400

InternalServerErrorException

We encountered an unknown error. Try again in a few minutes.

HTTP Status Code: 400

LimitExceededException

The request caused one or more limits to be exceeded.

HTTP Status Code: 400

ResourceNotFoundException

The specified resource doesn't exist.

HTTP Status Code: 400

ThrottlingException

The request was throttled. Try again in a few minutes.

HTTP Status Code: 400

ValidationException

You have provided an invalid command. If you ran the `UpdateFirewallDomains` request, supported values are `ADD`, `REMOVE`, or `REPLACE` a domain.

HTTP Status Code: 400

See Also

For more information about using this API in one of the language-specific AWS SDKs, see the following:

- [AWS Command Line Interface](#)

- [AWS SDK for .NET](#)
- [AWS SDK for C++](#)
- [AWS SDK for Go v2](#)
- [AWS SDK for Java V2](#)
- [AWS SDK for JavaScript V3](#)
- [AWS SDK for PHP V3](#)
- [AWS SDK for Python](#)
- [AWS SDK for Ruby V3](#)

UpdateFirewallRule

Service: Amazon Route 53 Resolver

Updates the specified firewall rule.

Request Syntax

```
{
  "Action": "string",
  "BlockOverrideDnsType": "string",
  "BlockOverrideDomain": "string",
  "BlockOverrideTtl": number,
  "BlockResponse": "string",
  "FirewallDomainListId": "string",
  "FirewallDomainRedirectionAction": "string",
  "FirewallRuleGroupId": "string",
  "Name": "string",
  "Priority": number,
  "Qtype": "string"
}
```

Request Parameters

For information about the parameters that are common to all actions, see [Common Parameters](#).

The request accepts the following data in JSON format.

Action

The action that DNS Firewall should take on a DNS query when it matches one of the domains in the rule's domain list:

- ALLOW - Permit the request to go through.
- ALERT - Permit the request to go through but send an alert to the logs.
- BLOCK - Disallow the request. This option requires additional details in the rule's BlockResponse.

Type: String

Valid Values: ALLOW | BLOCK | ALERT

Required: No

BlockOverrideDnsType

The DNS record's type. This determines the format of the record value that you provided in `BlockOverrideDomain`. Used for the rule action `BLOCK` with a `BlockResponse` setting of `OVERRIDE`.

Type: String

Valid Values: CNAME

Required: No

BlockOverrideDomain

The custom DNS record to send back in response to the query. Used for the rule action `BLOCK` with a `BlockResponse` setting of `OVERRIDE`.

Type: String

Length Constraints: Minimum length of 1. Maximum length of 255.

Required: No

BlockOverrideTtl

The recommended amount of time, in seconds, for the DNS resolver or web browser to cache the provided override record. Used for the rule action `BLOCK` with a `BlockResponse` setting of `OVERRIDE`.

Type: Integer

Valid Range: Minimum value of 0. Maximum value of 604800.

Required: No

BlockResponse

The way that you want DNS Firewall to block the request. Used for the rule action setting `BLOCK`.

- `NODATA` - Respond indicating that the query was successful, but no response is available for it.
- `NXDOMAIN` - Respond indicating that the domain name that's in the query doesn't exist.
- `OVERRIDE` - Provide a custom override in the response. This option requires custom handling details in the rule's `BlockOverride*` settings.

Type: String

Valid Values: NODATA | NXDOMAIN | OVERRIDE

Required: No

FirewallDomainListId

The ID of the domain list to use in the rule.

Type: String

Length Constraints: Minimum length of 1. Maximum length of 64.

Required: Yes

FirewallDomainRedirectionAction

How you want the the rule to evaluate DNS redirection in the DNS redirection chain, such as CNAME or DNAME.

`Inspect_Redirection_Domain` (Default) inspects all domains in the redirection chain. The individual domains in the redirection chain must be added to the domain list.

`Trust_Redirection_Domain` inspects only the first domain in the redirection chain. You don't need to add the subsequent domains in the domain in the redirection list to the domain list.

Type: String

Valid Values: INSPECT_REDIRECTION_DOMAIN | TRUST_REDIRECTION_DOMAIN

Required: No

FirewallRuleGroupId

The unique identifier of the firewall rule group for the rule.

Type: String

Length Constraints: Minimum length of 1. Maximum length of 64.

Required: Yes

Name

The name of the rule.

Type: String

Length Constraints: Maximum length of 64.

Pattern: `(?!^[0-9]+$)([a-zA-Z0-9\-_'\ ']+)`

Required: No

Priority

The setting that determines the processing order of the rule in the rule group. DNS Firewall processes the rules in a rule group by order of priority, starting from the lowest setting.

You must specify a unique priority for each rule in a rule group. To make it easier to insert rules later, leave space between the numbers, for example, use 100, 200, and so on. You can change the priority setting for the rules in a rule group at any time.

Type: Integer

Required: No

Qtype

The DNS query type you want the rule to evaluate. Allowed values are;

- A: Returns an IPv4 address.
- AAAA: Returns an Ipv6 address.
- CAA: Restricts CAs that can create SSL/TLS certifications for the domain.
- CNAME: Returns another domain name.
- DS: Record that identifies the DNSSEC signing key of a delegated zone.
- MX: Specifies mail servers.
- NAPTR: Regular-expression-based rewriting of domain names.
- NS: Authoritative name servers.
- PTR: Maps an IP address to a domain name.
- SOA: Start of authority record for the zone.
- SPF: Lists the servers authorized to send emails from a domain.
- SRV: Application specific values that identify servers.
- TXT: Verifies email senders and application-specific values.

- A query type you define by using the DNS type ID, for example 28 for AAAA. The values must be defined as TYPENUMBER, where the NUMBER can be 1-65334, for example, TYPE28. For more information, see [List of DNS record types](#).

Type: String

Length Constraints: Minimum length of 1. Maximum length of 16.

Required: No

Response Syntax

```
{
  "FirewallRule": {
    "Action": "string",
    "BlockOverrideDnsType": "string",
    "BlockOverrideDomain": "string",
    "BlockOverrideTtl": number,
    "BlockResponse": "string",
    "CreationTime": "string",
    "CreatorRequestId": "string",
    "FirewallDomainListId": "string",
    "FirewallDomainRedirectionAction": "string",
    "FirewallRuleGroupId": "string",
    "ModificationTime": "string",
    "Name": "string",
    "Priority": number,
    "Qtype": "string"
  }
}
```

Response Elements

If the action is successful, the service sends back an HTTP 200 response.

The following data is returned in JSON format by the service.

[FirewallRule](#)

The firewall rule that you just updated.

Type: [FirewallRule](#) object

Errors

For information about the errors that are common to all actions, see [Common Errors](#).

AccessDeniedException

The current account doesn't have the IAM permissions required to perform the specified Resolver operation.

This error can also be thrown when a customer has reached the 5120 character limit for a resource policy for CloudWatch Logs.

HTTP Status Code: 400

ConflictException

The requested state transition isn't valid. For example, you can't delete a firewall domain list if it is in the process of being deleted, or you can't import domains into a domain list that is in the process of being deleted.

HTTP Status Code: 400

InternalServerErrorException

We encountered an unknown error. Try again in a few minutes.

HTTP Status Code: 400

ResourceNotFoundException

The specified resource doesn't exist.

HTTP Status Code: 400

ThrottlingException

The request was throttled. Try again in a few minutes.

HTTP Status Code: 400

ValidationException

You have provided an invalid command. If you ran the `UpdateFirewallDomains` request, supported values are `ADD`, `REMOVE`, or `REPLACE` a domain.

HTTP Status Code: 400

See Also

For more information about using this API in one of the language-specific AWS SDKs, see the following:

- [AWS Command Line Interface](#)
- [AWS SDK for .NET](#)
- [AWS SDK for C++](#)
- [AWS SDK for Go v2](#)
- [AWS SDK for Java V2](#)
- [AWS SDK for JavaScript V3](#)
- [AWS SDK for PHP V3](#)
- [AWS SDK for Python](#)
- [AWS SDK for Ruby V3](#)

UpdateFirewallRuleGroupAssociation

Service: Amazon Route 53 Resolver

Changes the association of a [FirewallRuleGroup](#) with a VPC. The association enables DNS filtering for the VPC.

Request Syntax

```
{  
  "FirewallRuleGroupAssociationId": "string",  
  "MutationProtection": "string",  
  "Name": "string",  
  "Priority": number  
}
```

Request Parameters

For information about the parameters that are common to all actions, see [Common Parameters](#).

The request accepts the following data in JSON format.

[FirewallRuleGroupAssociationId](#)

The identifier of the [FirewallRuleGroupAssociation](#).

Type: String

Length Constraints: Minimum length of 1. Maximum length of 64.

Required: Yes

[MutationProtection](#)

If enabled, this setting disallows modification or removal of the association, to help prevent against accidentally altering DNS firewall protections.

Type: String

Valid Values: ENABLED | DISABLED

Required: No

Name

The name of the rule group association.

Type: String

Length Constraints: Maximum length of 64.

Pattern: (?!^[0-9]+\$)([a-zA-Z0-9\-_'\ ']+)

Required: No

Priority

The setting that determines the processing order of the rule group among the rule groups that you associate with the specified VPC. DNS Firewall filters VPC traffic starting from the rule group with the lowest numeric priority setting.

You must specify a unique priority for each rule group that you associate with a single VPC. To make it easier to insert rule groups later, leave space between the numbers, for example, use 100, 200, and so on. You can change the priority setting for a rule group association after you create it.

Type: Integer

Required: No

Response Syntax

```
{
  "FirewallRuleGroupAssociation": {
    "Arn": "string",
    "CreationTime": "string",
    "CreatorRequestId": "string",
    "FirewallRuleGroupId": "string",
    "Id": "string",
    "ManagedOwnerName": "string",
    "ModificationTime": "string",
    "MutationProtection": "string",
    "Name": "string",
    "Priority": number,
    "Status": "string",
    "StatusMessage": "string",
```

```
    "VpcId": "string"  
  }  
}
```

Response Elements

If the action is successful, the service sends back an HTTP 200 response.

The following data is returned in JSON format by the service.

FirewallRuleGroupAssociation

The association that you just updated.

Type: [FirewallRuleGroupAssociation](#) object

Errors

For information about the errors that are common to all actions, see [Common Errors](#).

AccessDeniedException

The current account doesn't have the IAM permissions required to perform the specified Resolver operation.

This error can also be thrown when a customer has reached the 5120 character limit for a resource policy for CloudWatch Logs.

HTTP Status Code: 400

ConflictException

The requested state transition isn't valid. For example, you can't delete a firewall domain list if it is in the process of being deleted, or you can't import domains into a domain list that is in the process of being deleted.

HTTP Status Code: 400

InternalServiceErrorException

We encountered an unknown error. Try again in a few minutes.

HTTP Status Code: 400

ResourceNotFoundException

The specified resource doesn't exist.

HTTP Status Code: 400

ThrottlingException

The request was throttled. Try again in a few minutes.

HTTP Status Code: 400

ValidationException

You have provided an invalid command. If you ran the `UpdateFirewallDomains` request, supported values are `ADD`, `REMOVE`, or `REPLACE` a domain.

HTTP Status Code: 400

See Also

For more information about using this API in one of the language-specific AWS SDKs, see the following:

- [AWS Command Line Interface](#)
- [AWS SDK for .NET](#)
- [AWS SDK for C++](#)
- [AWS SDK for Go v2](#)
- [AWS SDK for Java V2](#)
- [AWS SDK for JavaScript V3](#)
- [AWS SDK for PHP V3](#)
- [AWS SDK for Python](#)
- [AWS SDK for Ruby V3](#)

UpdateOutpostResolver

Service: Amazon Route 53 Resolver

You can use `UpdateOutpostResolver` to update the instance count, type, or name of a Resolver on an Outpost.

Request Syntax

```
{  
  "Id": "string",  
  "InstanceCount": number,  
  "Name": "string",  
  "PreferredInstanceType": "string"  
}
```

Request Parameters

For information about the parameters that are common to all actions, see [Common Parameters](#).

The request accepts the following data in JSON format.

Id

A unique string that identifies Resolver on an Outpost.

Type: String

Length Constraints: Minimum length of 1. Maximum length of 64.

Required: Yes

InstanceCount

The Amazon EC2 instance count for a Resolver on the Outpost.

Type: Integer

Required: No

Name

Name of the Resolver on the Outpost.

Type: String

Length Constraints: Minimum length of 1. Maximum length of 255.

Required: No

PreferredInstanceType

Amazon EC2 instance type.

Type: String

Length Constraints: Minimum length of 1. Maximum length of 255.

Required: No

Response Syntax

```
{
  "OutpostResolver": {
    "Arn": "string",
    "CreationTime": "string",
    "CreatorRequestId": "string",
    "Id": "string",
    "InstanceCount": number,
    "ModificationTime": "string",
    "Name": "string",
    "OutpostArn": "string",
    "PreferredInstanceType": "string",
    "Status": "string",
    "StatusMessage": "string"
  }
}
```

Response Elements

If the action is successful, the service sends back an HTTP 200 response.

The following data is returned in JSON format by the service.

OutpostResolver

The response to an UpdateOutpostResolver request.

Type: OutpostResolver object

Errors

For information about the errors that are common to all actions, see [Common Errors](#).

AccessDeniedException

The current account doesn't have the IAM permissions required to perform the specified Resolver operation.

This error can also be thrown when a customer has reached the 5120 character limit for a resource policy for CloudWatch Logs.

HTTP Status Code: 400

ConflictException

The requested state transition isn't valid. For example, you can't delete a firewall domain list if it is in the process of being deleted, or you can't import domains into a domain list that is in the process of being deleted.

HTTP Status Code: 400

InternalServerErrorException

We encountered an unknown error. Try again in a few minutes.

HTTP Status Code: 400

ResourceNotFoundException

The specified resource doesn't exist.

HTTP Status Code: 400

ServiceQuotaExceededException

Fulfilling the request would cause one or more quotas to be exceeded.

HTTP Status Code: 400

ThrottlingException

The request was throttled. Try again in a few minutes.

HTTP Status Code: 400

ValidationException

You have provided an invalid command. If you ran the `UpdateFirewallDomains` request, supported values are `ADD`, `REMOVE`, or `REPLACE` a domain.

HTTP Status Code: 400

See Also

For more information about using this API in one of the language-specific AWS SDKs, see the following:

- [AWS Command Line Interface](#)
- [AWS SDK for .NET](#)
- [AWS SDK for C++](#)
- [AWS SDK for Go v2](#)
- [AWS SDK for Java V2](#)
- [AWS SDK for JavaScript V3](#)
- [AWS SDK for PHP V3](#)
- [AWS SDK for Python](#)
- [AWS SDK for Ruby V3](#)

UpdateResolverConfig

Service: Amazon Route 53 Resolver

Updates the behavior configuration of Amazon Route 53 Resolver behavior for a single VPC from Amazon Virtual Private Cloud.

Request Syntax

```
{
  "AutodefinedReverseFlag": "string",
  "ResourceId": "string"
}
```

Request Parameters

For information about the parameters that are common to all actions, see [Common Parameters](#).

The request accepts the following data in JSON format.

AutodefinedReverseFlag

Indicates whether or not the Resolver will create autodefined rules for reverse DNS lookups. This is enabled by default. Disabling this option will also affect EC2-Classic instances using ClassicLink. For more information, see [ClassicLink](#) in the *Amazon EC2 guide*.

Important

We are retiring EC2-Classic on August 15, 2022. We recommend that you migrate from EC2-Classic to a VPC. For more information, see [Migrate from EC2-Classic to a VPC](#) in the *Amazon EC2 guide* and the blog [EC2-Classic Networking is Retiring – Here's How to Prepare](#).

Note

It can take some time for the status change to be completed.

Type: String

Valid Values: ENABLE | DISABLE | USE_LOCAL_RESOURCE_SETTING

Required: Yes

ResourceId

Resource ID of the Amazon VPC that you want to update the Resolver configuration for.

Type: String

Length Constraints: Minimum length of 1. Maximum length of 64.

Required: Yes

Response Syntax

```
{
  "ResolverConfig": {
    "AutodefinedReverse": "string",
    "Id": "string",
    "OwnerId": "string",
    "ResourceId": "string"
  }
}
```

Response Elements

If the action is successful, the service sends back an HTTP 200 response.

The following data is returned in JSON format by the service.

ResolverConfig

An array that contains settings for the specified Resolver configuration.

Type: [ResolverConfig](#) object

Errors

For information about the errors that are common to all actions, see [Common Errors](#).

AccessDeniedException

The current account doesn't have the IAM permissions required to perform the specified Resolver operation.

This error can also be thrown when a customer has reached the 5120 character limit for a resource policy for CloudWatch Logs.

HTTP Status Code: 400

InternalServiceErrorException

We encountered an unknown error. Try again in a few minutes.

HTTP Status Code: 400

InvalidParameterException

One or more parameters in this request are not valid.

HTTP Status Code: 400

InvalidRequestException

The request is invalid.

HTTP Status Code: 400

LimitExceededException

The request caused one or more limits to be exceeded.

HTTP Status Code: 400

ResourceNotFoundException

The specified resource doesn't exist.

HTTP Status Code: 400

ResourceUnavailableException

The specified resource isn't available.

HTTP Status Code: 400

ThrottlingException

The request was throttled. Try again in a few minutes.

HTTP Status Code: 400

ValidationException

You have provided an invalid command. If you ran the `UpdateFirewallDomains` request, supported values are `ADD`, `REMOVE`, or `REPLACE` a domain.

HTTP Status Code: 400

See Also

For more information about using this API in one of the language-specific AWS SDKs, see the following:

- [AWS Command Line Interface](#)
- [AWS SDK for .NET](#)
- [AWS SDK for C++](#)
- [AWS SDK for Go v2](#)
- [AWS SDK for Java V2](#)
- [AWS SDK for JavaScript V3](#)
- [AWS SDK for PHP V3](#)
- [AWS SDK for Python](#)
- [AWS SDK for Ruby V3](#)

UpdateResolverDnssecConfig

Service: Amazon Route 53 Resolver

Updates an existing DNSSEC validation configuration. If there is no existing DNSSEC validation configuration, one is created.

Request Syntax

```
{  
  "ResourceId": "string",  
  "Validation": "string"  
}
```

Request Parameters

For information about the parameters that are common to all actions, see [Common Parameters](#).

The request accepts the following data in JSON format.

ResourceId

The ID of the virtual private cloud (VPC) that you're updating the DNSSEC validation status for.

Type: String

Length Constraints: Minimum length of 1. Maximum length of 64.

Required: Yes

Validation

The new value that you are specifying for DNSSEC validation for the VPC. The value can be ENABLE or DISABLE. Be aware that it can take time for a validation status change to be completed.

Type: String

Valid Values: ENABLE | DISABLE | USE_LOCAL_RESOURCE_SETTING

Required: Yes

Response Syntax

```
{
  "ResolverDNSSECConfig": {
    "Id": "string",
    "OwnerId": "string",
    "ResourceId": "string",
    "ValidationStatus": "string"
  }
}
```

Response Elements

If the action is successful, the service sends back an HTTP 200 response.

The following data is returned in JSON format by the service.

[ResolverDNSSECConfig](#)

A complex type that contains settings for the specified DNSSEC configuration.

Type: [ResolverDnssecConfig](#) object

Errors

For information about the errors that are common to all actions, see [Common Errors](#).

AccessDeniedException

The current account doesn't have the IAM permissions required to perform the specified Resolver operation.

This error can also be thrown when a customer has reached the 5120 character limit for a resource policy for CloudWatch Logs.

HTTP Status Code: 400

InternalServiceErrorException

We encountered an unknown error. Try again in a few minutes.

HTTP Status Code: 400

InvalidParameterException

One or more parameters in this request are not valid.

HTTP Status Code: 400

InvalidRequestException

The request is invalid.

HTTP Status Code: 400

ResourceNotFoundException

The specified resource doesn't exist.

HTTP Status Code: 400

ThrottlingException

The request was throttled. Try again in a few minutes.

HTTP Status Code: 400

See Also

For more information about using this API in one of the language-specific AWS SDKs, see the following:

- [AWS Command Line Interface](#)
- [AWS SDK for .NET](#)
- [AWS SDK for C++](#)
- [AWS SDK for Go v2](#)
- [AWS SDK for Java V2](#)
- [AWS SDK for JavaScript V3](#)
- [AWS SDK for PHP V3](#)
- [AWS SDK for Python](#)
- [AWS SDK for Ruby V3](#)

UpdateResolverEndpoint

Service: Amazon Route 53 Resolver

Updates the name, or endpoint type for an inbound or an outbound Resolver endpoint. You can only update between IPV4 and DUALSTACK, IPV6 endpoint type can't be updated to other type.

Request Syntax

```
{
  "Name": "string",
  "Protocols": [ "string" ],
  "ResolverEndpointId": "string",
  "ResolverEndpointType": "string",
  "UpdateIpAddresses": [
    {
      "IpId": "string",
      "Ipv6": "string"
    }
  ]
}
```

Request Parameters

For information about the parameters that are common to all actions, see [Common Parameters](#).

The request accepts the following data in JSON format.

Name

The name of the Resolver endpoint that you want to update.

Type: String

Length Constraints: Maximum length of 64.

Pattern: (?![0-9]+\$)([a-zA-Z0-9\-_'\ ']+)

Required: No

Protocols

The protocols you want to use for the endpoint. DoH-FIPS is applicable for inbound endpoints only.

For an inbound endpoint you can apply the protocols as follows:

- Do53 and DoH in combination.
- Do53 and DoH-FIPS in combination.
- Do53 alone.
- DoH alone.
- DoH-FIPS alone.
- None, which is treated as Do53.

For an outbound endpoint you can apply the protocols as follows:

- Do53 and DoH in combination.
- Do53 alone.
- DoH alone.
- None, which is treated as Do53.

 **Important**

You can't change the protocol of an inbound endpoint directly from only Do53 to only DoH, or DoH-FIPS. This is to prevent a sudden disruption to incoming traffic that relies on Do53. To change the protocol from Do53 to DoH, or DoH-FIPS, you must first enable both Do53 and DoH, or Do53 and DoH-FIPS, to make sure that all incoming traffic has transferred to using the DoH protocol, or DoH-FIPS, and then remove the Do53.

Type: Array of strings

Array Members: Minimum number of 1 item. Maximum number of 2 items.

Valid Values: DoH | Do53 | DoH-FIPS

Required: No

[ResolverEndpointId](#)

The ID of the Resolver endpoint that you want to update.

Type: String

Length Constraints: Minimum length of 1. Maximum length of 64.

Required: Yes

ResolverEndpointType

Specifies the endpoint type for what type of IP address the endpoint uses to forward DNS queries.

Updating to IPV6 type isn't currently supported.

Type: String

Valid Values: IPV6 | IPV4 | DUALSTACK

Required: No

UpdateIpAddresses

Specifies the IPv6 address when you update the Resolver endpoint from IPv4 to dual-stack. If you don't specify an IPv6 address, one will be automatically chosen from your subnet.

Type: Array of [UpdateIpAddress](#) objects

Array Members: Minimum number of 0 items. Maximum number of 50 items.

Required: No

Response Syntax

```
{
  "ResolverEndpoint": {
    "Arn": "string",
    "CreationTime": "string",
    "CreatorRequestId": "string",
    "Direction": "string",
    "HostVPCId": "string",
    "Id": "string",
    "IpAddressCount": number,
    "ModificationTime": "string",
    "Name": "string",
    "OutpostArn": "string",
    "PreferredInstanceType": "string",
    "Protocols": [ "string" ],
    "ResolverEndpointType": "string",
```

```
"SecurityGroupIds": [ "string" ],  
"Status": "string",  
"StatusMessage": "string"  
}  
}
```

Response Elements

If the action is successful, the service sends back an HTTP 200 response.

The following data is returned in JSON format by the service.

ResolverEndpoint

The response to an `UpdateResolverEndpoint` request.

Type: [ResolverEndpoint](#) object

Errors

For information about the errors that are common to all actions, see [Common Errors](#).

AccessDeniedException

The current account doesn't have the IAM permissions required to perform the specified Resolver operation.

This error can also be thrown when a customer has reached the 5120 character limit for a resource policy for CloudWatch Logs.

HTTP Status Code: 400

InternalServiceErrorException

We encountered an unknown error. Try again in a few minutes.

HTTP Status Code: 400

InvalidParameterException

One or more parameters in this request are not valid.

HTTP Status Code: 400

InvalidRequestException

The request is invalid.

HTTP Status Code: 400

ResourceNotFoundException

The specified resource doesn't exist.

HTTP Status Code: 400

ThrottlingException

The request was throttled. Try again in a few minutes.

HTTP Status Code: 400

Examples

UpdateResolverEndpoint Example

This example illustrates one usage of UpdateResolverEndpoint.

Sample Request

```
POST / HTTP/1.1
Host: route53resolver.us-east-2.amazonaws.com
Accept-Encoding: identity
Content-Length: 2
X-Amz-Target: Route53Resolver.UpdateResolverEndpoint
X-Amz-Date: 20181101T192600Z
User-Agent: aws-cli/1.16.45 Python/2.7.10 Darwin/16.7.0 botocore/1.12.35
Content-Type: application/x-amz-json-1.1
Authorization: AWS4-HMAC-SHA256
                Credential=AKIAJJ2SONIPEXAMPLE/20181101/us-east-2/route53resolver/
aws4_request,
                SignedHeaders=content-type;host;x-amz-date;x-amz-target,
                Signature=[calculated-signature]

{
  "Name": "MyInbound",
  "ResolverEndpointId": "rslvr-in-60b9fd8fdbexample"
```

```
}
```

Sample Response

```
HTTP/1.1 200 OK
Date: Thu, 01 Nov 2018 18:52:22 GMT
Content-Type: application/x-amz-json-1.1
Content-Length: 479
x-amzn-RequestId: bda80f7b-0f2c-41d1-9043-f36d3example
Connection: keep-alive

{
  "ResolverEndpoint":{
    "Arn":"arn:aws:route53resolver:us-east-2:0123456789012:resolver-endpoint/rslvr-
in-60b9fd8fdbexample",
    "CreationTime":"2018-11-01T18:44:50.372Z",
    "CreatorRequestId":"1234",
    "Direction":"INBOUND",
    "HostVPCId":"vpc-03cf94c75cexample",
    "Id":"rslvr-in-60b9fd8fdbexample",
    "IpAddressCount":3,
    "ModificationTime":"2018-11-01T18:44:50.372Z",
    "Name":"MyInbound",
    "SecurityGroupIds":[
      "sg-020a3554aexample"
    ],
    "Status":"UPDATING",
    "StatusMessage":"Updating the Resolver Endpoint"
  }
}
```

See Also

For more information about using this API in one of the language-specific AWS SDKs, see the following:

- [AWS Command Line Interface](#)
- [AWS SDK for .NET](#)
- [AWS SDK for C++](#)
- [AWS SDK for Go v2](#)
- [AWS SDK for Java V2](#)

- [AWS SDK for JavaScript V3](#)
- [AWS SDK for PHP V3](#)
- [AWS SDK for Python](#)
- [AWS SDK for Ruby V3](#)

UpdateResolverRule

Service: Amazon Route 53 Resolver

Updates settings for a specified Resolver rule. `ResolverRuleId` is required, and all other parameters are optional. If you don't specify a parameter, it retains its current value.

Request Syntax

```
{
  "Config": {
    "Name": "string",
    "ResolverEndpointId": "string",
    "TargetIps": [
      {
        "Ip": "string",
        "Ipv6": "string",
        "Port": number,
        "Protocol": "string"
      }
    ]
  },
  "ResolverRuleId": "string"
}
```

Request Parameters

For information about the parameters that are common to all actions, see [Common Parameters](#).

The request accepts the following data in JSON format.

Config

The new settings for the Resolver rule.

Type: [ResolverRuleConfig](#) object

Required: Yes

ResolverRuleId

The ID of the Resolver rule that you want to update.

Type: String

Length Constraints: Minimum length of 1. Maximum length of 64.

Required: Yes

Response Syntax

```
{
  "ResolverRule": {
    "Arn": "string",
    "CreationTime": "string",
    "CreatorRequestId": "string",
    "DomainName": "string",
    "Id": "string",
    "ModificationTime": "string",
    "Name": "string",
    "OwnerId": "string",
    "ResolverEndpointId": "string",
    "RuleType": "string",
    "ShareStatus": "string",
    "Status": "string",
    "StatusMessage": "string",
    "TargetIps": [
      {
        "Ip": "string",
        "Ipv6": "string",
        "Port": number,
        "Protocol": "string"
      }
    ]
  }
}
```

Response Elements

If the action is successful, the service sends back an HTTP 200 response.

The following data is returned in JSON format by the service.

ResolverRule

The response to an UpdateResolverRule request.

Type: [ResolverRule](#) object

Errors

For information about the errors that are common to all actions, see [Common Errors](#).

AccessDeniedException

The current account doesn't have the IAM permissions required to perform the specified Resolver operation.

This error can also be thrown when a customer has reached the 5120 character limit for a resource policy for CloudWatch Logs.

HTTP Status Code: 400

InternalServerErrorException

We encountered an unknown error. Try again in a few minutes.

HTTP Status Code: 400

InvalidParameterException

One or more parameters in this request are not valid.

HTTP Status Code: 400

InvalidRequestException

The request is invalid.

HTTP Status Code: 400

LimitExceededException

The request caused one or more limits to be exceeded.

HTTP Status Code: 400

ResourceNotFoundException

The specified resource doesn't exist.

HTTP Status Code: 400

ResourceUnavailableException

The specified resource isn't available.

HTTP Status Code: 400

ThrottlingException

The request was throttled. Try again in a few minutes.

HTTP Status Code: 400

Examples

UpdateResolverRule Example

This example illustrates one usage of UpdateResolverRule.

Sample Request

```
POST / HTTP/1.1
Host: route53resolver.us-east-2.amazonaws.com
Accept-Encoding: identity
Content-Length: 170
X-Amz-Target: Route53Resolver.UpdateResolverRule
X-Amz-Date: 20181101T192331Z
User-Agent: aws-cli/1.16.45 Python/2.7.10 Darwin/16.7.0 botocore/1.12.35
Content-Type: application/x-amz-json-1.1
Authorization: AWS4-HMAC-SHA256
                Credential=AKIAJJ2SONIPEXAMPLE/20181101/us-east-2/route53resolver/
aws4_request,
                SignedHeaders=content-type;host;x-amz-date;x-amz-target,
                Signature=[calculated-signature]

{
  "Config": {
    "Name": "MyRule",
    "ResolverEndpointId": "rslvr-out-fdc049932dexample",
    "TargetIps": [
      {
        "Ip": "192.0.2.6"
      }
    ]
  },
  "ResolverRuleId": "rslvr-rr-5328a0899aexample"
}
```

Sample Response

```
HTTP/1.1 200 OK
Date: Thu, 01 Nov 2018 19:23:31 GMT
Content-Type: application/x-amz-json-1.1
Content-Length: 464
x-amzn-RequestId: f51a7bc8-e9c6-4399-b408-086ecexample
Connection: keep-alive

{
  "ResolverRule": {
    "Arn": "arn:aws:route53resolver:us-east-2:123456789012:resolver-rule/rslvr-rr-5328a0899aexample",
    "CreatorRequestId": "999",
    "DomainName": "example.net",
    "Id": "rslvr-rr-5328a0899aexample",
    "Name": "MyRule",
    "OwnerId": "123456789012",
    "ResolverEndpointId": "rslvr-out-fdc049932dexample",
    "RuleType": "FORWARD",
    "ShareStatus": "NOT_SHARED",
    "Status": "COMPLETE",
    "StatusMessage": "[Trace id: 1-5bdb52b3-68082ffc336d18153example] Successfully updated Resolver Rule.",
    "TargetIps": [
      {
        "Ip": "192.0.2.6",
        "Port": 53
      }
    ]
  }
}
```

See Also

For more information about using this API in one of the language-specific AWS SDKs, see the following:

- [AWS Command Line Interface](#)
- [AWS SDK for .NET](#)
- [AWS SDK for C++](#)
- [AWS SDK for Go v2](#)

- [AWS SDK for Java V2](#)
- [AWS SDK for JavaScript V3](#)
- [AWS SDK for PHP V3](#)
- [AWS SDK for Python](#)
- [AWS SDK for Ruby V3](#)

Making API Requests

Topics

- [Making API Requests for Hosted Zones, Resource Record Sets, Health Checks, and Cost Allocation Tags](#)
- [Making API Requests for Domain Registration and for Route 53 Resolver](#)
- [Signing Amazon Route 53 API Requests](#)

This section describes how to make requests to the two Route 53 APIs:

- A REST API for hosted zones, resource record sets, health checks, and cost allocation tags
- RPC APIs for domain registration and for Route 53 Resolver

For each API, we describe the components of requests and the content of responses. We also describe how to authenticate requests.

Making API Requests for Hosted Zones, Resource Record Sets, Health Checks, and Cost Allocation Tags

Topics

- [REST Requests](#)
- [REST Responses](#)

This section describes how to make REST requests to the Amazon Route 53 API for creating and managing your hosted zones, resource record sets, health checks, and cost allocation tags. We'll acquaint you with the components of requests, the content of responses, and how to authenticate requests.

Note

To register and manage domains, use the Route 53 API for domain registration. For more information, see [Making API Requests for Domain Registration and for Route 53 Resolver](#).

REST Requests

Amazon Route 53 REST requests are HTTPS requests, as defined by RFC 2616 (for more information, go to <http://www.ietf.org/rfc/rfc2616.txt>). This section describes the structure of an Route 53 REST request.

A typical REST action consists of sending a single HTTPS request to Route 53, and waiting for the response. Like any HTTP request, a REST request to Route 53 contains a request method, a URI, request headers, and sometimes a query string or request body. The response contains an HTTP status code, response headers, and sometimes a response body.

Request URI

The request URI always starts with a forward slash and then the version of the Route 53 API you use (for example, 2013-04-01). The remainder of the URI indicates the particular resource you want to act on. For example, following is the URI you use when creating a new hosted zone. (For more information, see [CreateHostedZone](#).)

```
/2013-04-01/hostedzone
```

About the Request Time Stamp

You must provide the time stamp in either the HTTP Date header or the AWS x-amz-date header (some HTTP client libraries don't let you set the Date header). When an x-amz-date header is present, the system ignores any Date header when authenticating the request.

The time stamp must be within 5 minutes of the AWS system time when the request is received. If it isn't, the request fails with the RequestExpired error code. This is to prevent replays of your requests by an adversary.

The date must be specified in ISO 8601 format, for example, 2016-03-03T19:20:25.177Z. For more information about ISO 8601 format, see the Wikipedia article [ISO 8601](#).

Request Body

Many of the Route 53 API actions require you to include XML in the body of the request. The XML conforms to the Route 53 schema.

Example Example Request

The following example request uses a simple XML statement to create a hosted zone named `example.com` with the reference identifier, *myUniqueIdentifier*.

The XML elements in your request must appear in the order listed.

```
POST /2013-04-01/hostedzone HTTP/1.1
host:route53.amazonaws.com
x-amz-date:date and time of the request
authorization:AWS4-HMAC-SHA256
                Credential=AKIAIOSFODNN7EXAMPLE/date of the request in yyyyymmdd format/
us-east-1/route53domains/aws4_request,
                SignedHeaders=content-length;content-type;host;user-agent;x-amz-date;x-
amz-target,
                Signature=computed signature
[Other required headers]

<?xml version="1.0" encoding="UTF-8"?>
<CreateHostedZoneRequest xmlns="https://route53.amazonaws.com/
doc/2013-04-01/">
  <Name>example.com.</Name>
  <CallerReference>myUniqueIdentifier</CallerReference>
  <HostedZoneConfig>
    <Comment>This is my hosted zone.</Comment>
  </HostedZoneConfig>
</CreateHostedZoneRequest>
```

REST Responses

Amazon Route 53 responses are just standard HTTP responses. Some of the Route 53 actions return special information specific to Route 53 in the form of an HTTP header or XML in the body of the response. The specific details are covered in the API reference topic for the particular action.

Each response contains a request ID that you can use if you need to troubleshoot a request with Route 53. The ID is contained in an HTTP header called `x-amz-request-id`. An example of a request ID is `647cd254-e0d1-44a9-af61-1d6d86ea6b77`.

The following example shows a response to a request to create a hosted zone. The `CreatedHostedZoneResponse` element contains information about the hosted zone including an Route 53 identifier, the domain that the hosted zone is associated with, and a reference description and comment. The change request itself is associated with a submittal time, an identifier and a status, shown as `PENDING`. Most importantly, the `CreatedHostedZoneResponse` includes the Route 53 name servers assigned to the hosted zone; this information is contained in the `DelegationSet` element.

Example Example Response

```
HTTP/1.1 201 Created
x-amz-request-id: request_id

<?xml version="1.0" encoding="UTF-8"?>
<CreateHostedZoneResponse xmlns="https://route53.amazonaws.com/doc/2013-04-01/">
  <HostedZone>
    <Id>/hostedzone/Z1PA6795UKMFR9</Id>
    <Name>example.com.</Name>
    <CallerReference>myUniqueIdentifier</CallerReference>
    <Config>
      <Comment>This is my first hosted zone.</Comment>
    </Config>
  </HostedZone>
  <ChangeInfo>
    <Id>/change/C1PA6795UKMFR9</Id>
    <Status>PENDING</Status>
    <SubmittedAt>2010-09-10T01:36:41.958Z</SubmittedAt>
  </ChangeInfo>
  <DelegationSet>
    <NameServers>
      <NameServer>ns-2048.awsdns-64.com</NameServer>
```

```
<NameServer>ns-2049.awsdns-65.net</NameServer>
<NameServer>ns-2050.awsdns-66.org</NameServer>
<NameServer>ns-2051.awsdns-67.co.uk</NameServer>
</NameServers>
</DelegationSet>
</CreateHostedZoneResponse>
```

Error Responses

If a REST request results in an error, the HTTP response has:

- An XML error document as the response body
- Content-Type header: text/xml
- An appropriate 3xx, 4xx, or 5xx HTTP status code

Following is an example of the XML error document in a REST error response.

```
<ErrorResponse xmlns="https://route53.amazonaws.com/doc/2013-04-01/">
  <Error>
    <Type>Sender</Type>
    <Code>InvalidInput</Code>
    <Message>The input is not valid.</Message>
  </Error>
  <RequestId>410c2a4b-e435-49c9-8382-3770d80d7d4c</RequestId>
</ErrorResponse>
```

Making API Requests for Domain Registration and for Route 53 Resolver

Topics

- [RPC Requests](#)
- [RPC Responses](#)

This section describes how to make RPC requests to two Amazon Route 53 APIs. You use one to register and manage domains, and you use the other to manage Route 53 Resolver. We'll acquaint you with the components of requests, the content of responses, and how to authenticate requests.

Note

To create and manage hosted zones, resource record sets, health checks, and cost allocation tags, use the applicable Route 53 API. For more information, see [Making API Requests for Hosted Zones, Resource Record Sets, Health Checks, and Cost Allocation Tags](#).

RPC Requests

Amazon Route 53 RPC requests are HTTPS requests, as defined by RFC 2616 (for more information, go to <http://www.ietf.org/rfc/rfc2616.txt>). This section describes the structure of an Route 53 RPC request.

For an RPC action, you send an HTTPS request to Route 53 and wait for the response. An RPC request to Route 53 contains request headers and sometimes a query string or request body. The response contains an HTTP status code, response headers, and sometimes a response body.

About the Request Time Stamp

You must provide the time stamp in either the HTTP Date header or the AWS x-amz-date header (some HTTP client libraries don't let you set the Date header). When an x-amz-date header is present, the system ignores any Date header when authenticating the request.

The time stamp must be within 5 minutes of the AWS system time when the request is received. If it isn't, the request fails with the RequestExpired error code. This helps prevent someone else from resubmitting a request.

The date must be specified in ISO 8601 format, for example, 2016-03-03T19:20:25.177Z. For more information, see the Wikipedia article [ISO 8601](#).

Request Body

Many Route 53 API actions require you to include JSON in the body of the request. The JSON conforms to the Route 53 schema for either domain registration or Route 53 Resolver.

Example Example Request

The following example request uses a simple JSON statement to determine whether the domain name `example.com` is available.

The JSON elements in your request must appear in the order listed.

```
POST / HTTP/1.1
host:route53domains.us-east-1.amazonaws.com
x-amz-date:date and time of the request
authorization:AWS4-HMAC-SHA256
    Credential=AKIAIOSFODNN7EXAMPLE/date of the request in yyyyymmdd format/
us-east-1/route53domains/aws4_request,
```



```
SignedHeaders=content-length;content-type;host;user-agent;x-amz-date;x-  
amz-target,  
Signature=computed signature  
x-amz-target:Route53Domains_v20140515.CheckDomainAvailability  
user-agent:information about the source of the request  
content-type:application/x-amz-json- 1.1  
content-length:length  
connections:Keep-Alive  
{  
  "DomainName":"example.com"  
}
```

RPC Responses

Amazon Route 53 responses are just standard HTTP responses. Some of the Route 53 actions return special information specific to Route 53 in the form of an HTTP header or JSON in the body of the response. The specific details are covered in the documentation for the action.

Each response contains a request ID that you can use if you need to troubleshoot a request with Route 53. The ID is contained in an HTTP header called `x-amz-request-id`. An example of a request ID is `647cd254-e0d1-44a9-af61-1d6d86ea6b77`.

The following example shows a response to a request to check the availability of a specified domain name. The `Availability` element indicates whether the domain that you specified in the request is available.

Example Example Response

```
HTTP/1.1 200
Content-Length:number of characters in the JSON string
{
  "Availability":"308c56712-faa4-40fe-94c8-b423069de3f6"
}
```

Error Responses

If an RPC request results in an error, the HTTP response has:

- An error document in JSON format as the response body
- Content-Type header: `text/xml`
- An appropriate `3xx`, `4xx`, or `5xx` HTTP status code

Following is an example of the JSON error document in an RPC error response.

```
{
  "__type": "com.amazon.coral.service#UnrecognizedClientException",
  "message": "The security token included in the request is invalid."
}
```

Signing Amazon Route 53 API Requests

Requests must be signed using an access key ID and a secret access key. We strongly recommend that you do not use your AWS account credentials for everyday work with Route 53. You can use the credentials for a user or you can use AWS STS to generate temporary security credentials.

To sign your API requests, we recommend that you use AWS Signature Version 4. For more information, see [Access Management](#) in the *IAM User Guide*.

In addition, you might also be interested in the following topics:

- [AWS Security Credentials](#) – Provides general information about the types of credentials used for accessing AWS.
- [IAM Best Practices](#) – Presents a list of suggestions for using IAM service to help secure your AWS resources.
- [Temporary Security Credentials](#) – Describes how to create and use temporary security credentials.

Traffic Policy Document Format

When you create a traffic policy programmatically by using the Amazon Route 53 API, one of the AWS SDKs, the AWS CLI, or AWS Tools for Windows PowerShell, you specify the definition of the traffic policy in a Document element in JSON format.

For more information about traffic policies, see [Using Traffic Flow to Route DNS Traffic](#) in the *Amazon Route 53 Developer Guide*.

Topics

- [Basic Syntax](#)
- [Syntax for Endpoint Definitions](#)
- [Syntax for Rule Definitions](#)
- [Examples](#)

Basic Syntax

Here is the basic syntax for a traffic policy document:

```
{
  "AWSPolicyFormatVersion": "2015-10-01 | 2023-05-09",
  "RecordType": "DNS type for all resource record sets created by this traffic
policy",
  "StartEndpoint | StartRule": "ID that you assign to an endpoint or rule",
  "Endpoints": {
    "Endpoint ID that you assign": {
      Endpoint definition
    },
    ...
  },
  "Rules": {
    "Rule ID that you assign": {
      Rule definition
    },
    ...
  }
}
```

The basic syntax for a traffic policy document contains the following objects:

AWSPolicyFormatVersion

The version of the traffic policy format, the latest version that supports AWS Local Zones; 2023-05-09.

Previous version is also supported; 2015-10-01.

RecordType

The DNS type of all of the resource record sets that Amazon Route 53 will create based on this traffic policy. If you want to route traffic to the following AWS resources, choose the applicable value:

- **CloudFront distribution** – Choose **A: IP address in IPv4 format** or **AAAA: IP address in IPv6 format**.
- **ELB Application load balancer** – Choose either **A: IP address in IPv4 format** or **AAAA: IP address in IPv6 format**.
- **ELB Classic load balancer** – Choose either **A: IP address in IPv4 format** or **AAAA: IP address in IPv6 format**.
- **ELB Network load balancer** – Choose either **A: IP address in IPv4 format** or **AAAA: IP address in IPv6 format**.
- **Elastic Beanstalk environment** – Choose **A: IP address in IPv4 format** or **AAAA: IP address in IPv6 format**.
- **Amazon S3 bucket configured as a website endpoint**: Choose **A: IP address in IPv4 format**.

If you want to route traffic to other resources, choose the applicable type for the resource. For example, if you want to route traffic to mail servers, specify MX. For the list of DNS types that Route 53 supports, see [Supported DNS Resource Record Types](#) in the *Amazon Route 53 Developer Guide*.

StartEndpoint | StartRule

Whether you want the starting point for the traffic policy to be an endpoint or a rule, and the ID that you assigned to the endpoint or rule elsewhere in the traffic policy document.

Endpoints

The definitions of the endpoints that you want to use in this traffic policy. For more information, see [Syntax for Endpoint Definitions](#).

Rules

The definitions of the rules that you want to use in this traffic policy. For more information, see [Syntax for Rule Definitions](#).

Syntax for Endpoint Definitions

Here is the syntax for the endpoint definitions that you specify in a traffic policy document:

```
{
  "Type": value | cloudfront | application-load-balancer | elastic-load-balancer |
network-load-balancer | elastic-beanstalk | s3-website,
  "Region": "AWS region that you created your Amazon S3 bucket in"
  "Value": "value applicable to the type of endpoint"
}
```

The syntax for an endpoint definition contains the following objects:

Type

Specify the applicable value:

value

To route traffic to a resource other than the ones in the following list, specify `value` for `Type`.

cloudfront

To route traffic to a CloudFront distribution, specify `cloudfront` for `Type`.

application-load-balancer

To route traffic to an Application Load Balancer, specify `application-load-balancer` for `Type`.

elastic-load-balancer

To route traffic to an ELB Classic load balancer, specify `elastic-load-balancer` for `Type`.

network-load-balancer

To route traffic to an ELB Network load balancer, specify `network-load-balancer` for `Type`.

elastic-beanstalk

To route traffic to an Elastic Beanstalk environment, specify `elastic-beanstalk` for `Type`.

s3-website

To route traffic to an Amazon S3 bucket that is configured as a website endpoint, specify `s3-website` for `Type`.

Region

To route traffic to an Amazon S3 bucket that is configured as a website endpoint, specify the region in which you created the bucket for `Region`. For any other resource, omit `Region`.

Value

Specify the applicable value:

value

To route traffic to a resource other than the ones listed below, specify the value that corresponds with the value that you specified for `RecordType`. For example, if you specified `A` for `RecordType`, specify an IP address in IPv4 format for `Value`.

cloudfront

If you specified `cloudfront` for `Type`, specify the domain name that CloudFront assigned to your CloudFront distribution when you created it, for example, `d111111abcdef8.cloudfront.net`.

application-load-balancer

If you specified `application-load-balancer` for `Type`, specify the DNS name for your load balancer. For example, `exampleAlb-1283637735.us-east-1.elb.amazonaws.com`.

elastic-load-balancer

If you specified `elastic-load-balancer` for `Type`, specify the DNS name for your load balancer. Use the value that begins with `dualstack`, for example, `dualstack.my-load-balancer-1234567890.us-west-2.elb.amazonaws.com`.

network-load-balancer

If you specified `network-load-balancer` for `Type`, specify the DNS name for your load balancer. For example, `exampleNlb-74f87b114e21682a.elb.us-east-1.amazonaws.com`.

elastic-beanstalk

If you specified `elastic-beanstalk` for `Type`, specify the domain name for your Elastic Beanstalk environment. For example, `example-beanstalk-env-1.eba-ns4qrife.us-east-1.elasticbeanstalk.com`.

s3-website

If you specified `s3-website` for `Type`, specify the name of your Amazon S3 bucket, for example, `example.com.s3-website-us-east-1.amazonaws.com`.

Important

When you create a traffic policy instance based on this traffic policy, the bucket that you specify here must match the domain name (such as `www.example.com`) that you specify for `Name` in the [CreateTrafficPolicyInstance](#) request. If `Value` and `Name` don't match, Amazon S3 won't respond to DNS queries for the domain name.

Syntax for Rule Definitions

There are different syntaxes for the rule definitions that you specify in a traffic policy document, depending on the type of routing policy that you want to use: failover, geolocation, geoproximity, latency, multivalue answer, or weighted.

Topics

- [Failover Rules](#)
- [Geolocation Rules](#)
- [Geoproximity Rules](#)
- [Latency Rules](#)
- [Multivalue Answer Rules](#)
- [Weighted Rules](#)

Failover Rules

For more information, see [Configuring DNS Failover](#) in the *Amazon Route 53 Developer Guide*.

```
{
```



```
"RuleType": "failover",
"Primary": {
  "EndpointReference | RuleReference": "ID that you assigned to the rule or
endpoint that this rule routes traffic to",
  "EvaluateTargetHealth": "true" | "false",
  "HealthCheck": "optional health check ID"
},
"Secondary": {
  "EndpointReference | RuleReference": "ID that you assigned to the rule or
endpoint that this rule routes traffic to",
  "EvaluateTargetHealth": "true" | "false",
  "HealthCheck": "optional health check ID"
}
}
```

When you define a failover rule, you specify the following objects:

RuleType

Specify failover.

Primary | Secondary

For the `Primary` object, specify settings for the rule or endpoint that you want to route traffic to whenever the corresponding resources are available.

For the `Secondary` object, specify settings for the rule or endpoint that you want to route traffic to whenever the primary resources are not available.

EndpointReference | RuleReference

Whether you want to route traffic to an endpoint or to another rule, and the ID that you assigned to the endpoint or rule elsewhere in the traffic policy document.

EvaluateTargetHealth

A Boolean that indicates whether you want Amazon Route 53 to evaluate the health of the endpoint and route traffic only to healthy endpoints. For more information, see [EvaluateTargetHealth](#) in the documentation about [ChangeResourceRecordSets](#).

HealthCheck

If you want to associate a health check with the endpoint or rule, specify the ID of the health check. For more information, see [HealthCheckId](#) in the documentation about [ChangeResourceRecordSets](#).

Geolocation Rules

When you add a geolocation rule, you configure your traffic policy to route your traffic based on the geographic location of your users. For more information, see [Geolocation Routing](#) in the *Amazon Route 53 Developer Guide*.

```
{
  "RuleType": "geo",
  "Locations": [
    {
      "EndpointReference | RuleReference": "ID that you assigned to the rule or endpoint that this rule routes traffic to",
      "IsDefault": "true" | "false",
      "Continent": "continent name",
      "Country": "country name",
      "Subdivision": "subdivision name",
      "EvaluateTargetHealth": "true" | "false",
      "HealthCheck": "optional health check ID"
    },
    ...
  ]
}
```

When you define a geolocation rule, you specify the following objects:

RuleType

Specify geo.

Locations

Specify one set of values (EndpointReference | RuleReference, IsDefault, Continent, Country, Subdivision, EvaluateTargetHealth, and HealthCheck) for each of the geographic locations that you want to route traffic to.

EndpointReference | RuleReference

Whether you want to route traffic to an endpoint or to another rule, and the ID that you assigned to the endpoint or rule elsewhere in the traffic policy document.

IsDefault

A Boolean that indicates whether this set of values represents the default location. If you specify * as the value of the CountryCode element in a geographic location, the value of

`IsDefault` element for this location is set to `True` by default and you can't specify `True` as the value for the `IsDefault` element in other geographic locations for the same geolocation rule. For more information about specifying `*` as the value for the `CountryCode` element, see the following entry for `Continent`, `Country`, `Subdivision`.

Continent, Country, Subdivision

Values that indicate the geographic location of users whose traffic you want to route to a rule or endpoint. For more information, see the following element descriptions in the documentation about [ChangeResourceRecordSets](#):

- `GeoLocation`
- `ContinentCode`
- `CountryCode`
- `SubdivisionCode`

For more information, see [Location](#) in the *Amazon Route 53 Developer Guide*.

Important

Geolocation works by mapping IP addresses to locations. However, some IP addresses aren't mapped to geographic locations, so even if you create geographic locations that cover all seven continents, Route 53 will receive some DNS queries from locations that it can't identify. We recommend that you create a geographic location for which the value of `Country` is `*`. Two groups of queries are routed to the resource that you specify in this record: queries that come from locations for which you haven't created geographic locations and queries from IP addresses that aren't mapped to a location. If you don't create a `*` geographic location, Route 53 returns a "no answer" response for queries from un-mapped locations.

EvaluateTargetHealth

A Boolean that indicates whether you want Amazon Route 53 to evaluate the health of the endpoint and route traffic only to healthy endpoints. For more information, see [EvaluateTargetHealth](#) in the documentation about [ChangeResourceRecordSets](#).

HealthCheck

If you want to associate a health check with the endpoint or rule, specify the ID of the health check. For more information, see [HealthCheckId](#) in the documentation about [ChangeResourceRecordSets](#).

Geoproximity Rules

When you add a geoproximity rule, you configure Amazon Route 53 to route traffic to your resources based on the geographic location of your resources. You can also optionally choose to route more traffic or less to a given endpoint or rule by specifying a bias. You use a bias to expand or shrink the size of the geographic region from which traffic is routed to an endpoint or rule. For more information, see [Geoproximity Routing](#) in the *Amazon Route 53 Developer Guide*.

The following example is for `AWSPolicyFormatVersion 2023-05-09` only:

```
{
  "RuleType": "geoproximity",
  "GeoproximityLocations": [
    {
      "EndpointReference | RuleReference": "ID that you assigned to the endpoint or
rule that this rule routes traffic to",
      "Location":{
        "Type": "Region | LocalZone",
        "LocationName": "AWS Region | AWS Local Zone"
      },
      "Bias": "optional value to expand or shrink the geographic region for this
rule, -99 to 99",
      "EvaluateTargetHealth": "true | false",
      "HealthCheck": "optional health check ID"
    },
    {
      "EndpointReference | RuleReference": "ID that you assigned to the endpoint or
rule that this rule routes traffic to",
      "Location":{
        "Type": "Coordinate",
        "Latitude": "location south (negative) or north (positive) of the equator,
-90 to 90 degrees",
        "Longitude": "location west (negative) or east (positive) of the prime
meridian, -180 to 180 degrees"
      },
    },
  ],
}
```

```

        "Bias": "optional value to expand or shrink the geographic region for this
rule, -99 to 99",
        "EvaluateTargetHealth": "true | false",
        "HealthCheck": "optional health check ID"
    }
]
}

```

The following example is for `AWSPolicyFormatVersion 2015-10-01` only:

```

{
  "RuleType": "geoproximity",
  "GeoproximityLocations": [
    {
      "EndpointReference | RuleReference": "ID that you assigned to the endpoint or
rule that this rule routes traffic to",
      "Region": "AWS Region",
      "Bias": "optional value to expand or shrink the geographic region for this
rule, -99 to 99",
      "EvaluateTargetHealth": "true | false",
      "HealthCheck": "optional health check ID"
    },
    {
      "EndpointReference | RuleReference": "ID that you assigned to the endpoint or
rule that this rule routes traffic to",
      "Latitude": "location south (negative) or north (positive) of the equator, -90
to 90 degrees",
      "Longitude": "location west (negative) or east (positive) of the prime
meridian, -180 to 180 degrees",
      "Bias": "optional value to expand or shrink the geographic region for this
rule, -99 to 99",
      "EvaluateTargetHealth": "true | false",
      "HealthCheck": "optional health check ID"
    }
  ]
}

```

When you define a geoproximity rule, you specify the following objects:

RuleType

Specify geoproximity.

GeoproximityLocations

Specify one set of values for each resource that you want to route traffic to. You can specify a **Location** field, which supports AWS Regions, Local Zones, and latitudes and longitudes in `AWSPolicyFormatVersion 2023-05-09`. You can also specify either an AWS Region or the latitude and longitude of a geographic location in `AWSPolicyFormatVersion 2015-10-01`.

EndpointReference | RuleReference

Whether you want to route traffic to an endpoint or to another rule, and the ID that you assigned to the endpoint or rule elsewhere in the traffic policy document.

Location (AWSPolicyFormatVersion 2023-05-09 only)

The Location field supports AWS Regions, Local Zones, and latitudes and longitudes with the following format:

For Local Zones: `"Location": { "Type": "LocalZone", "LocationName": "aws:route53:us-east-1-atl-1a" }`

For Regions: `"Location": { "Type": "Region", "LocationName": "aws:route53:us-east-1" },`

For coordinates: `"Location": { "Type": "Coordinate", "Latitude": "38.9", "Longitude": "-77.01" },`

For a list of valid region codes, see [Region](#) in the documentation about [ChangeResourceRecordSets](#).

For available Local Zones, see [AWS Local Zones locations](#).

Region (AWSPolicyFormatVersion 2015-10-01 only)

If your endpoint is an AWS resource, specify the AWS Region that you created the resource in. Use the following format:

`aws:route53:region-code`

For a list of valid region codes, see [Region](#) in the documentation about [ChangeResourceRecordSets](#).

Latitude and Longitude (AWSPolicyFormatVersion 2015-10-01 only)

If your endpoint is not an AWS resource, enter the latitude and longitude of the location of the resource. Note the following:

- Latitude represents the location south (negative) or north (positive) of the equator. Valid values are -90 degrees to 90 degrees.
- Longitude represents the location west (negative) or east (positive) of the prime meridian. Valid values are -180 degrees to 180 degrees.
- You can get latitude and longitude from some online mapping applications. For example, in Google Maps, the URL for a location specifies the latitude and longitude:

`https://www.google.com/maps/@47.6086111,-122.3409953,20z`

- You can enter up to two decimals of precision, for example, 47.61. If you specify a value with greater precision, Route 53 returns an error. For latitude and for longitude at the equator, 0.01 degree is approximately 0.69 miles.

Bias

Specify a value for `Bias` if you want to route more traffic to an endpoint from nearby endpoints (positive values) or route less traffic to an endpoint (negative values). The range of valid values is -99 to 99; the default value is 0.

Important

The value of `Bias` is relative, based on the location of other resources, rather than absolute, based on distance. As a result, the effect of a change is difficult to predict. For example, depending on where your resources are, changing the bias from 10 to 15 can mean the difference between adding or subtracting a significant amount of traffic from the New York City metropolitan area. We recommend that you change the bias in small increments and evaluate the results, and then make additional changes if appropriate.

EvaluateTargetHealth

A Boolean that indicates whether you want Route 53 to evaluate the health of the endpoint and route traffic only to healthy endpoints. For more information, see [EvaluateTargetHealth](#) in the documentation about [ChangeResourceRecordSets](#).

HealthCheck

If you want to associate a health check with the endpoint or rule, specify the ID of the health check. For more information, see [HealthCheckId](#) in the documentation about [ChangeResourceRecordSets](#).

Latency Rules

When you add a latency rule, you configure your traffic policy to route your traffic based on the latency (the time delay) between your users and the AWS regions where you've created AWS resources such as ELB load balancers and Amazon S3 buckets. For more information, see [Latency Routing](#) in the *Amazon Route 53 Developer Guide*.

```
{
  "RuleType": "latency",
  "Regions": [
    {
      "EndpointReference | RuleReference": "ID that you assigned to the rule or endpoint that this rule routes traffic to",
      "Region": "AWS region that you want to route traffic to",
      "EvaluateTargetHealth": "true" | "false",
      "HealthCheck": "optional health check ID"
    },
    ...
  ]
}
```

When you define a latency rule, you specify the following objects:

RuleType

Specify latency.

Regions

Specify one set of values (EndpointReference | RuleReference, Region, EvaluateTargetHealth, and HealthCheck) for each of the regions that you want to route traffic to.

EndpointReference | RuleReference

Whether you want to route traffic to an endpoint or to another rule, and the ID that you assigned to the endpoint or rule elsewhere in the traffic policy document.

Region

The region code for the AWS Region that you created the resource in. For a list of valid region codes, see [Region](#) in the documentation about [ChangeResourceRecordSets](#).

EvaluateTargetHealth

A Boolean that indicates whether you want Amazon Route 53 to evaluate the health of the endpoint and route traffic only to healthy endpoints. For more information, see [EvaluateTargetHealth](#) in the documentation about [ChangeResourceRecordSets](#).

HealthCheck

If you want to associate a health check with the endpoint or rule, specify the ID of the health check. For more information, see [HealthCheckId](#) in the documentation about [ChangeResourceRecordSets](#).

Multivalue Answer Rules

When you add a multivalue answer rule, you configure your traffic policy to route traffic approximately randomly to your healthy resources. Amazon Route 53 responds to DNS queries with up to eight healthy records; if you have eight or fewer healthy records, Route 53 responds to all DNS queries with all the healthy records. For more information, see [MultiValueAnswer](#).

```
{
  "RuleType": "multivalue",
  "Items": [
    {
      "EndpointReference": "ID that you assigned to the endpoint that this rule routes traffic to",
      "HealthCheck": "optional health check ID"
    },
    ...
  ]
}
```

When you define a multivalue answer rule, you specify the following objects:

RuleType

Specify `multivalue`.

Items

Specify one set of values (`EndpointReference` and `HealthCheck`) for each of the multivalue answer rules or endpoints that you want to route traffic to.

EndpointReference

The ID that you assigned to the endpoint elsewhere in the traffic policy document.

HealthCheck

If you want to associate a health check with the endpoint, specify the ID of the health check. For more information, see [HealthCheckId](#).

Weighted Rules

When you add a weighted rule, you configure your traffic policy to route traffic based on proportions that you specify. For example, you might specify weights of 4, 5, 5, and 6 (sum=20). The result is that 4/20ths of your traffic, on average, is routed to the first endpoint or rule, 5/20ths is routed both to the second and third endpoints or rules, and 6/20ths is routed to the last endpoint or rule. For more information, see [Weighted Routing](#) in the *Amazon Route 53 Developer Guide*.

```
{
  "RuleType": "weighted",
  "Items": [
    {
      "EndpointReference | RuleReference": "ID that you assigned to the rule or endpoint that this rule routes traffic to",
      "Weight": "value between 0 and 255",
      "EvaluateTargetHealth": "true" | "false",
      "HealthCheck": "optional health check ID"
    },
    ...
  ]
}
```

When you define a weighted rule, you specify the following objects:

RuleType

Specify `weighted`.

Items

Specify one set of values (EndpointReference | RuleReference, Weight, EvaluateTargetHealth, and HealthCheck) for each of the weighted rules or endpoints that you want to route traffic to.

EndpointReference | RuleReference

Whether you want to route traffic to an endpoint or to another rule, and the ID that you assigned to the endpoint or rule elsewhere in the traffic policy document.

Weight

A value between 0 and 255 that determines the proportion of traffic that is routed to the corresponding endpoint or rule. For more information, see [Weight](#) in the documentation about [ChangeResourceRecordSets](#).

EvaluateTargetHealth

A Boolean that indicates whether you want Amazon Route 53 to evaluate the health of the endpoint and route traffic only to healthy endpoints. For more information, see [EvaluateTargetHealth](#) in the documentation about [ChangeResourceRecordSets](#).

HealthCheck

If you want to associate a health check with the endpoint or rule, specify the ID of the health check. For more information, see [HealthCheckId](#) in the documentation about [ChangeResourceRecordSets](#).

Examples

The following examples show how to use failover, geolocation, geoproximity, latency, and weighted rules, and how to use multiple types of rules in the same traffic policy.

Topics

- [Failover Example](#)
- [Geolocation Example](#)
- [Geoproximity Examples](#)
- [Latency Example](#)
- [Weighted Example](#)
- [Example with Failover, Latency, and Geolocation Rules](#)

Failover Example

```
{
  "AWSPolicyFormatVersion": "2015-10-01",
  "RecordType": "A",
  "StartRule": "site_switch",
  "Endpoints": {
    "my_elb": {
      "Type": "elastic-load-balancer",
      "Value": "elb-111111.us-east-1.elb.amazonaws.com"
    },
    "site_down_banner": {
      "Type": "s3-website",
      "Region": "us-east-1",
      "Value": "www.example.com"
    }
  },
  "Rules": {
    "site_switch": {
      "RuleType": "failover",
      "Primary": {
        "EndpointReference": "my_elb"
      },
      "Secondary": {
        "EndpointReference": "site_down_banner"
      }
    }
  }
}
```

Geolocation Example

```
{
  "AWSPolicyFormatVersion": "2015-10-01",
  "RecordType": "A",
  "StartRule": "geo_dest",
  "Endpoints": {
    "english": {
      "Type": "value",
      "Value": "192.0.2.1"
    },
    "french": {
```

```

    "Type":"value",
    "Value":"192.0.2.2"
  },
  "german":{
    "Type":"value",
    "Value":"192.0.2.3"
  }
},
"Rules":{
  "geo_dest":{
    "RuleType":"geo",
    "Locations":[
      {
        "EndpointReference":"english",
        "Country":"*",
        "HealthCheck":"11111111-1111-1111-1111-111111111111"
      },
      {
        "EndpointReference":"french",
        "Country":"FR",
        "IsDefault":false,
        "HealthCheck":"22222222-2222-2222-2222-222222222222"
      },
      {
        "EndpointReference":"french",
        "Country":"BE",
        "IsDefault":false,
        "HealthCheck":"22222222-2222-2222-2222-222222222222"
      },
      {
        "EndpointReference":"german",
        "Country":"DE",
        "IsDefault":false,
        "HealthCheck":"33333333-3333-3333-3333-333333333333"
      }
    ]
  }
}
}

```

Geoproximity Examples

```
{
```

```

"AWSPolicyFormatVersion":"2015-10-01",
"RecordType":"A",
"StartRule":"geoprox-rule",
"Endpoints":{
  "aws-us-west-1-region":{
    "Type":"elastic-load-balancer",
    "Value":"elb-123456.us-east-1.elb.amazonaws.com"
  },
  "london-data-center":{
    "Type":"value",
    "Value":"192.0.2.1"
  }
},
"Rules":{
  "geoprox-rule":{
    "RuleType": "geoproximity",
    "GeoproximityLocations": [
      {
        "EndpointReference": "aws-us-west-1-region",
        "Region": "aws:route53:us-west-1",
        "Bias": "10",
        "HealthCheck": "11111111-1111-1111-1111-111111111111"
      },
      {
        "EndpointReference": "london-data-center",
        "Latitude": "51.50",
        "Longitude": "-0.16",
        "Bias": "0",
        "HealthCheck": "22222222-2222-2222-2222-222222222222"
      }
    ]
  }
}

```

```

{
  "AWSPolicyFormatVersion":"2023-05-09",
  "RecordType":"A",
  "StartRule":"geoprox-rule",
  "Endpoints":{
    "aws-us-west-1-region":{
      "Type":"elastic-load-balancer",
      "Value":"elb-123456.us-west-1.elb.amazonaws.com"
    }
  }
}

```

```
  },
  "aws-us-east-1-atl-local-zone":{
    "Type":"elastic-load-balancer",
    "Value":"elb-123456.us-east-1.elb.amazonaws.com"
  },
  "london-data-center":{
    "Type":"value",
    "Value":"192.0.2.1"
  }
},
"Rules":{
  "geoprox-rule":{
    "RuleType": "geoproximity",
    "GeoproximityLocations": [
      {
        "EndpointReference": "aws-us-west-1-region",
        "Location": {
          "Type": "Region",
          "LocationName": "aws:route53:us-west-1"
        },
        "Bias": "-10",
        "HealthCheck": "11111111-1111-1111-1111-111111111111"
      },
      {
        "EndpointReference": "aws-us-east-1-atl-local-zone",
        "Location": {
          "Type": "LocalZone",
          "LocationName": "aws:route53:us-east-1-atl-1a"
        },
        "Bias": "10",
        "HealthCheck": "22222222-2222-2222-2222-222222222222"
      },
      {
        "EndpointReference": "london-data-center",
        "Location": {
          "Type": "Coordinate",
          "Latitude": "51.50",
          "Longitude": "-0.16"
        },
        "Bias": "0",
        "HealthCheck": "33333333-3333-3333-3333-333333333333"
      }
    ]
  }
}
```

```
}  
}
```

Latency Example

```
{  
  "AWSPolicyFormatVersion": "2015-10-01",  
  "RecordType": "A",  
  "StartRule": "region_selector",  
  "Endpoints": {  
    "us_lb": {  
      "Type": "elastic-load-balancer",  
      "Value": "elb-123456.us-east-1.elb.amazonaws.com"  
    },  
    "europe_lb": {  
      "Type": "elastic-load-balancer",  
      "Value": "elb-654321.eu-west-1.elb.amazonaws.com"  
    }  
  },  
  "Rules": {  
    "region_selector": {  
      "RuleType": "latency",  
      "Regions": [  
        {  
          "Region": "us-east-1",  
          "EndpointReference": "us_lb"  
        },  
        {  
          "Region": "eu-west-1",  
          "EndpointReference": "europe_lb"  
        }  
      ]  
    }  
  }  
}
```

Weighted Example

```
{  
  "AWSPolicyFormatVersion": "2015-10-01",  
  "RecordType": "A",  
  "StartRule": "round_robin",
```



```

"Endpoints":{
  "srv1":{
    "Type":"value",
    "Value":"192.0.2.1"
  },
  "srv2":{
    "Type":"value",
    "Value":"192.0.2.2"
  },
  "srv3":{
    "Type":"value",
    "Value":"192.0.2.3"
  }
},
"Rules":{
  "round_robin":{
    "RuleType":"weighted",
    "Items":[
      {
        "EndpointReference":"srv1",
        "Weight":"3",
        "HealthCheck":"11111111-1111-1111-1111-111111111111"
      },
      {
        "EndpointReference":"srv2",
        "Weight":"1",
        "HealthCheck":"22222222-2222-2222-2222-222222222222"
      },
      {
        "EndpointReference":"srv3",
        "Weight":"1",
        "HealthCheck":"33333333-3333-3333-3333-333333333333"
      }
    ]
  }
}
}

```

Example with Failover, Latency, and Geolocation Rules

```

{
  "AWSPolicyFormatVersion":"2015-10-01",
  "RecordType":"A",

```

```
"StartRule":"geo_restriction",
"Endpoints":{
  "east_coast_lb1":{
    "Type":"elastic-load-balancer",
    "Value":"elb-111111.us-east-1.elb.amazonaws.com"
  },
  "east_coast_lb2":{
    "Type":"elastic-load-balancer",
    "Value":"elb-222222.us-east-1.elb.amazonaws.com"
  },
  "west_coast_lb1":{
    "Type":"elastic-load-balancer",
    "Value":"elb-111111.us-west-1.elb.amazonaws.com"
  },
  "west_coast_lb2":{
    "Type":"elastic-load-balancer",
    "Value":"elb-222222.us-west-1.elb.amazonaws.com"
  },
  "denied_message":{
    "Type":"s3-website",
    "Region":"us-east-1",
    "Value":"video.example.com"
  }
},
"Rules":{
  "geo_restriction":{
    "RuleType":"geo",
    "Locations":[
      {
        "EndpointReference":"denied_message",
        "IsDefault":true
      },
      {
        "RuleReference":"region_selector",
        "Country":"US"
      }
    ]
  },
  "region_selector":{
    "RuleType":"latency",
    "Regions":[
      {
        "Region":"us-east-1",
        "RuleReference":"east_coast_region"
      }
    ]
  }
}
```

```
    },
    {
      "Region": "us-west-1",
      "RuleReference": "west_coast_region"
    }
  ]
},
"east_coast_region": {
  "RuleType": "failover",
  "Primary": {
    "EndpointReference": "east_coast_lb1"
  },
  "Secondary": {
    "EndpointReference": "east_coast_lb2"
  }
},
"west_coast_region": {
  "RuleType": "failover",
  "Primary": {
    "EndpointReference": "west_coast_lb1"
  },
  "Secondary": {
    "EndpointReference": "west_coast_lb2"
  }
}
}
```

Data Types

The following data types are supported by Amazon Route 53:

- [AccountLimit](#)
- [AlarmIdentifier](#)
- [AliasTarget](#)
- [Change](#)
- [ChangeBatch](#)
- [ChangeInfo](#)
- [CidrBlockSummary](#)
- [CidrCollection](#)
- [CidrCollectionChange](#)
- [CidrRoutingConfig](#)
- [CloudWatchAlarmConfiguration](#)
- [CollectionSummary](#)
- [Coordinates](#)
- [DelegationSet](#)
- [Dimension](#)
- [DNSSECStatus](#)
- [GeoLocation](#)
- [GeoLocationDetails](#)
- [GeoProximityLocation](#)
- [HealthCheck](#)
- [HealthCheckConfig](#)
- [HealthCheckObservation](#)
- [HostedZone](#)
- [HostedZoneConfig](#)
- [HostedZoneLimit](#)
- [HostedZoneOwner](#)
- [HostedZoneSummary](#)

- [KeySigningKey](#)
- [LinkedService](#)
- [LocationSummary](#)
- [QueryLoggingConfig](#)
- [ResourceRecord](#)
- [ResourceRecordSet](#)
- [ResourceTagSet](#)
- [ReusableDelegationSetLimit](#)
- [StatusReport](#)
- [Tag](#)
- [TrafficPolicy](#)
- [TrafficPolicyInstance](#)
- [TrafficPolicySummary](#)
- [VPC](#)

The following data types are supported by Amazon Route 53 domain registration:

- [BillingRecord](#)
- [Consent](#)
- [ContactDetail](#)
- [DnssecKey](#)
- [DnssecSigningAttributes](#)
- [DomainPrice](#)
- [DomainSuggestion](#)
- [DomainSummary](#)
- [DomainTransferability](#)
- [ExtraParam](#)
- [FilterCondition](#)
- [Nameserver](#)
- [OperationSummary](#)
- [PriceWithCurrency](#)

- [SortCondition](#)
- [Tag](#)

The following data types are supported by Route 53 Profiles:

- [Profile](#)
- [ProfileAssociation](#)
- [ProfileResourceAssociation](#)
- [ProfileSummary](#)
- [Tag](#)

The following data types are supported by Amazon Route 53 Resolver:

- [Filter](#)
- [FirewallConfig](#)
- [FirewallDomainList](#)
- [FirewallDomainListMetadata](#)
- [FirewallRule](#)
- [FirewallRuleGroup](#)
- [FirewallRuleGroupAssociation](#)
- [FirewallRuleGroupMetadata](#)
- [IpAddressRequest](#)
- [IpAddressResponse](#)
- [IpAddressUpdate](#)
- [OutpostResolver](#)
- [ResolverConfig](#)
- [ResolverDnssecConfig](#)
- [ResolverEndpoint](#)
- [ResolverQueryLogConfig](#)
- [ResolverQueryLogConfigAssociation](#)
- [ResolverRule](#)
- [ResolverRuleAssociation](#)

- [ResolverRuleConfig](#)
- [Tag](#)
- [TargetAddress](#)
- [UpdateIpAddress](#)

Amazon Route 53

The following data types are supported by Amazon Route 53:

- [AccountLimit](#)
- [AlarmIdentifier](#)
- [AliasTarget](#)
- [Change](#)
- [ChangeBatch](#)
- [ChangeInfo](#)
- [CidrBlockSummary](#)
- [CidrCollection](#)
- [CidrCollectionChange](#)
- [CidrRoutingConfig](#)
- [CloudWatchAlarmConfiguration](#)
- [CollectionSummary](#)
- [Coordinates](#)
- [DelegationSet](#)
- [Dimension](#)
- [DNSSECStatus](#)
- [GeoLocation](#)
- [GeoLocationDetails](#)
- [GeoProximityLocation](#)
- [HealthCheck](#)
- [HealthCheckConfig](#)
- [HealthCheckObservation](#)

- [HostedZone](#)
- [HostedZoneConfig](#)
- [HostedZoneLimit](#)
- [HostedZoneOwner](#)
- [HostedZoneSummary](#)
- [KeySigningKey](#)
- [LinkedService](#)
- [LocationSummary](#)
- [QueryLoggingConfig](#)
- [ResourceRecord](#)
- [ResourceRecordSet](#)
- [ResourceTagSet](#)
- [ReusableDelegationSetLimit](#)
- [StatusReport](#)
- [Tag](#)
- [TrafficPolicy](#)
- [TrafficPolicyInstance](#)
- [TrafficPolicySummary](#)
- [VPC](#)

AccountLimit

Service: Amazon Route 53

A complex type that contains the type of limit that you specified in the request and the current value for that limit.

Contents

Type

The limit that you requested. Valid values include the following:

- **MAX_HEALTH_CHECKS_BY_OWNER:** The maximum number of health checks that you can create using the current account.
- **MAX_HOSTED_ZONES_BY_OWNER:** The maximum number of hosted zones that you can create using the current account.
- **MAX_REUSABLE_DELEGATION_SETS_BY_OWNER:** The maximum number of reusable delegation sets that you can create using the current account.
- **MAX_TRAFFIC_POLICIES_BY_OWNER:** The maximum number of traffic policies that you can create using the current account.
- **MAX_TRAFFIC_POLICY_INSTANCES_BY_OWNER:** The maximum number of traffic policy instances that you can create using the current account. (Traffic policy instances are referred to as traffic flow policy records in the Amazon Route 53 console.)

Type: String

Valid Values: MAX_HEALTH_CHECKS_BY_OWNER | MAX_HOSTED_ZONES_BY_OWNER | MAX_TRAFFIC_POLICY_INSTANCES_BY_OWNER | MAX_REUSABLE_DELEGATION_SETS_BY_OWNER | MAX_TRAFFIC_POLICIES_BY_OWNER

Required: Yes

Value

The current value for the limit that is specified by [Type](#).

Type: Long

Valid Range: Minimum value of 1.

Required: Yes

See Also

For more information about using this API in one of the language-specific AWS SDKs, see the following:

- [AWS SDK for C++](#)
- [AWS SDK for Java V2](#)
- [AWS SDK for Ruby V3](#)

AlarmIdentifier

Service: Amazon Route 53

A complex type that identifies the CloudWatch alarm that you want Amazon Route 53 health checkers to use to determine whether the specified health check is healthy.

Contents

Name

The name of the CloudWatch alarm that you want Amazon Route 53 health checkers to use to determine whether this health check is healthy.

Note

Route 53 supports CloudWatch alarms with the following features:

- Standard-resolution metrics. High-resolution metrics aren't supported. For more information, see [High-Resolution Metrics](#) in the *Amazon CloudWatch User Guide*.
- Statistics: Average, Minimum, Maximum, Sum, and SampleCount. Extended statistics aren't supported.

Type: String

Length Constraints: Minimum length of 1. Maximum length of 256.

Required: Yes

Region

For the CloudWatch alarm that you want Route 53 health checkers to use to determine whether this health check is healthy, the region that the alarm was created in.

For the current list of CloudWatch regions, see [Amazon CloudWatch endpoints and quotas](#) in the *Amazon Web Services General Reference*.

Type: String

Length Constraints: Minimum length of 1. Maximum length of 64.

Valid Values: us-east-1 | us-east-2 | us-west-1 | us-west-2 | ca-central-1 | eu-central-1 | eu-central-2 | eu-west-1 | eu-west-2 | eu-west-3 |

ap-east-1 | me-south-1 | me-central-1 | ap-south-1 | ap-south-2 | ap-southeast-1 | ap-southeast-2 | ap-southeast-3 | ap-northeast-1 | ap-northeast-2 | ap-northeast-3 | eu-north-1 | sa-east-1 | cn-northwest-1 | cn-north-1 | af-south-1 | eu-south-1 | eu-south-2 | us-gov-west-1 | us-gov-east-1 | us-iso-east-1 | us-iso-west-1 | us-isob-east-1 | ap-southeast-4 | il-central-1 | ca-west-1

Required: Yes

See Also

For more information about using this API in one of the language-specific AWS SDKs, see the following:

- [AWS SDK for C++](#)
- [AWS SDK for Java V2](#)
- [AWS SDK for Ruby V3](#)

AliasTarget

Service: Amazon Route 53

Alias resource record sets only: Information about the AWS resource, such as a CloudFront distribution or an Amazon S3 bucket, that you want to route traffic to.

When creating resource record sets for a private hosted zone, note the following:

- For information about creating failover resource record sets in a private hosted zone, see [Configuring Failover in a Private Hosted Zone](#).

Contents

DNSName

Alias resource record sets only: The value that you specify depends on where you want to route queries:

Amazon API Gateway custom regional APIs and edge-optimized APIs

Specify the applicable domain name for your API. You can get the applicable value using the AWS CLI command [get-domain-names](#):

- For regional APIs, specify the value of `regionalDomainName`.
- For edge-optimized APIs, specify the value of `distributionDomainName`. This is the name of the associated CloudFront distribution, such as `da1b2c3d4e5.cloudfront.net`.

Note

The name of the record that you're creating must match a custom domain name for your API, such as `api.example.com`.

Amazon Virtual Private Cloud interface VPC endpoint

Enter the API endpoint for the interface endpoint, such as `vpce-123456789abcdef01-example-us-east-1a.elasticloadbalancing.us-east-1.vpce.amazonaws.com`. For edge-optimized APIs, this is the domain name for the corresponding CloudFront distribution. You can get the value of `DnsName` using the AWS CLI command [describe-vpc-endpoints](#).

CloudFront distribution

Specify the domain name that CloudFront assigned when you created your distribution.

Your CloudFront distribution must include an alternate domain name that matches the name of the resource record set. For example, if the name of the resource record set is *acme.example.com*, your CloudFront distribution must include *acme.example.com* as one of the alternate domain names. For more information, see [Using Alternate Domain Names \(CNAMEs\)](#) in the *Amazon CloudFront Developer Guide*.

You can't create a resource record set in a private hosted zone to route traffic to a CloudFront distribution.

Note

For failover alias records, you can't specify a CloudFront distribution for both the primary and secondary records. A distribution must include an alternate domain name that matches the name of the record. However, the primary and secondary records have the same name, and you can't include the same alternate domain name in more than one distribution.

Elastic Beanstalk environment

If the domain name for your Elastic Beanstalk environment includes the region that you deployed the environment in, you can create an alias record that routes traffic to the environment. For example, the domain name `my-environment.us-west-2.elasticbeanstalk.com` is a regionalized domain name.

Important

For environments that were created before early 2016, the domain name doesn't include the region. To route traffic to these environments, you must create a CNAME record instead of an alias record. Note that you can't create a CNAME record for the root domain name. For example, if your domain name is `example.com`, you can create a record that routes traffic for `acme.example.com` to your Elastic Beanstalk environment, but you can't create a record that routes traffic for `example.com` to your Elastic Beanstalk environment.

For Elastic Beanstalk environments that have regionalized subdomains, specify the CNAME attribute for the environment. You can use the following methods to get the value of the CNAME attribute:

- *AWS Management Console* : For information about how to get the value by using the console, see [Using Custom Domains with AWS Elastic Beanstalk](#) in the *AWS Elastic Beanstalk Developer Guide*.
- *Elastic Beanstalk API*: Use the `DescribeEnvironments` action to get the value of the CNAME attribute. For more information, see [DescribeEnvironments](#) in the *AWS Elastic Beanstalk API Reference*.
- *AWS CLI* : Use the `describe-environments` command to get the value of the CNAME attribute. For more information, see [describe-environments](#) in the *AWS CLI Command Reference*.

ELB load balancer

Specify the DNS name that is associated with the load balancer. Get the DNS name by using the AWS Management Console, the ELB API, or the AWS CLI.

- **AWS Management Console** : Go to the EC2 page, choose **Load Balancers** in the navigation pane, choose the load balancer, choose the **Description** tab, and get the value of the **DNS name** field.

If you're routing traffic to a Classic Load Balancer, get the value that begins with **dualstack**. If you're routing traffic to another type of load balancer, get the value that applies to the record type, A or AAAA.

- **Elastic Load Balancing API**: Use `DescribeLoadBalancers` to get the value of `DNSName`. For more information, see the applicable guide:
 - Classic Load Balancers: [DescribeLoadBalancers](#)
 - Application and Network Load Balancers: [DescribeLoadBalancers](#)
- **AWS CLI** : Use `describe-load-balancers` to get the value of `DNSName`. For more information, see the applicable guide:
 - Classic Load Balancers: [describe-load-balancers](#)
 - Application and Network Load Balancers: [describe-load-balancers](#)

AWS Global Accelerator accelerator

Specify the DNS name for your accelerator:

- **Global Accelerator API**: To get the DNS name, use [DescribeAccelerator](#).


- **AWS CLI:** To get the DNS name, use [describe-accelerator](#).

Amazon S3 bucket that is configured as a static website

Specify the domain name of the Amazon S3 website endpoint that you created the bucket in, for example, `s3-website.us-east-2.amazonaws.com`. For more information about valid values, see the table [Amazon S3 Website Endpoints](#) in the *Amazon Web Services General Reference*. For more information about using S3 buckets for websites, see [Getting Started with Amazon Route 53](#) in the *Amazon Route 53 Developer Guide*.

Another Route 53 resource record set

Specify the value of the Name element for a resource record set in the current hosted zone.

 **Note**

If you're creating an alias record that has the same name as the hosted zone (known as the zone apex), you can't specify the domain name for a record for which the value of Type is CNAME. This is because the alias record must have the same type as the record that you're routing traffic to, and creating a CNAME record for the zone apex isn't supported even for an alias record.

Type: String

Length Constraints: Maximum length of 1024.

Required: Yes

EvaluateTargetHealth

Applies only to alias, failover alias, geolocation alias, latency alias, and weighted alias resource record sets: When `EvaluateTargetHealth` is `true`, an alias resource record set inherits the health of the referenced AWS resource, such as an ELB load balancer or another resource record set in the hosted zone.

Note the following:

CloudFront distributions

You can't set `EvaluateTargetHealth` to `true` when the alias target is a CloudFront distribution.

Elastic Beanstalk environments that have regionalized subdomains

If you specify an Elastic Beanstalk environment in `DNSName` and the environment contains an ELB load balancer, Elastic Load Balancing routes queries only to the healthy Amazon EC2 instances that are registered with the load balancer. (An environment automatically contains an ELB load balancer if it includes more than one Amazon EC2 instance.) If you set `EvaluateTargetHealth` to `true` and either no Amazon EC2 instances are healthy or the load balancer itself is unhealthy, Route 53 routes queries to other available resources that are healthy, if any.

If the environment contains a single Amazon EC2 instance, there are no special requirements.

ELB load balancers

Health checking behavior depends on the type of load balancer:

- **Classic Load Balancers:** If you specify an ELB Classic Load Balancer in `DNSName`, Elastic Load Balancing routes queries only to the healthy Amazon EC2 instances that are registered with the load balancer. If you set `EvaluateTargetHealth` to `true` and either no EC2 instances are healthy or the load balancer itself is unhealthy, Route 53 routes queries to other resources.
- **Application and Network Load Balancers:** If you specify an ELB Application or Network Load Balancer and you set `EvaluateTargetHealth` to `true`, Route 53 routes queries to the load balancer based on the health of the target groups that are associated with the load balancer:
 - For an Application or Network Load Balancer to be considered healthy, every target group that contains targets must contain at least one healthy target. If any target group contains only unhealthy targets, the load balancer is considered unhealthy, and Route 53 routes queries to other resources.
 - A target group that has no registered targets is considered unhealthy.

Note

When you create a load balancer, you configure settings for Elastic Load Balancing health checks; they're not Route 53 health checks, but they perform a similar function. Do not create Route 53 health checks for the EC2 instances that you register with an ELB load balancer.

S3 buckets

There are no special requirements for setting `EvaluateTargetHealth` to `true` when the alias target is an S3 bucket.

Other records in the same hosted zone

If the AWS resource that you specify in `DNSName` is a record or a group of records (for example, a group of weighted records) but is not another alias record, we recommend that you associate a health check with all of the records in the alias target. For more information, see [What Happens When You Omit Health Checks?](#) in the *Amazon Route 53 Developer Guide*.

For more information and examples, see [Amazon Route 53 Health Checks and DNS Failover](#) in the *Amazon Route 53 Developer Guide*.

Type: Boolean

Required: Yes

HostedZoneId

Alias resource records sets only: The value used depends on where you want to route traffic:

Amazon API Gateway custom regional APIs and edge-optimized APIs

Specify the hosted zone ID for your API. You can get the applicable value using the AWS CLI command [get-domain-names](#):

- For regional APIs, specify the value of `regionalHostedZoneId`.
- For edge-optimized APIs, specify the value of `distributionHostedZoneId`.

Amazon Virtual Private Cloud interface VPC endpoint

Specify the hosted zone ID for your interface endpoint. You can get the value of `HostedZoneId` using the AWS CLI command [describe-vpc-endpoints](#).

CloudFront distribution

Specify `Z2FDTNDATAQYW2`.

Note

Alias resource record sets for CloudFront can't be created in a private zone.

Elastic Beanstalk environment

Specify the hosted zone ID for the region that you created the environment in. The environment must have a regionalized subdomain. For a list of regions and the corresponding hosted zone IDs, see [AWS Elastic Beanstalk endpoints and quotas](#) in the *Amazon Web Services General Reference*.

ELB load balancer

Specify the value of the hosted zone ID for the load balancer. Use the following methods to get the hosted zone ID:

- [Elastic Load Balancing endpoints and quotas](#) topic in the *Amazon Web Services General Reference*: Use the value that corresponds with the region that you created your load balancer in. Note that there are separate columns for Application and Classic Load Balancers and for Network Load Balancers.
- **AWS Management Console** : Go to the Amazon EC2 page, choose **Load Balancers** in the navigation pane, select the load balancer, and get the value of the **Hosted zone** field on the **Description** tab.
- **Elastic Load Balancing API**: Use `DescribeLoadBalancers` to get the applicable value. For more information, see the applicable guide:
 - Classic Load Balancers: Use [DescribeLoadBalancers](#) to get the value of `CanonicalHostedZoneNameId`.
 - Application and Network Load Balancers: Use [DescribeLoadBalancers](#) to get the value of `CanonicalHostedZoneId`.
- **AWS CLI** : Use `describe-load-balancers` to get the applicable value. For more information, see the applicable guide:
 - Classic Load Balancers: Use [describe-load-balancers](#) to get the value of `CanonicalHostedZoneNameId`.
 - Application and Network Load Balancers: Use [describe-load-balancers](#) to get the value of `CanonicalHostedZoneId`.

AWS Global Accelerator accelerator

Specify Z2BJ6XQ5FK7U4H.

An Amazon S3 bucket configured as a static website

Specify the hosted zone ID for the region that you created the bucket in. For more information about valid values, see the table [Amazon S3 Website Endpoints](#) in the *Amazon Web Services General Reference*.

Another Route 53 resource record set in your hosted zone

Specify the hosted zone ID of your hosted zone. (An alias resource record set can't reference a resource record set in a different hosted zone.)

Type: String

Length Constraints: Maximum length of 32.

Required: Yes

See Also

For more information about using this API in one of the language-specific AWS SDKs, see the following:

- [AWS SDK for C++](#)
- [AWS SDK for Java V2](#)
- [AWS SDK for Ruby V3](#)

Change

Service: Amazon Route 53

The information for each resource record set that you want to change.

Contents

Action

The action to perform:

- CREATE: Creates a resource record set that has the specified values.
- DELETE: Deletes a existing resource record set.

Important

To delete the resource record set that is associated with a traffic policy instance, use [DeleteTrafficPolicyInstance](#). Amazon Route 53 will delete the resource record set automatically. If you delete the resource record set by using `ChangeResourceRecordSets`, Route 53 doesn't automatically delete the traffic policy instance, and you'll continue to be charged for it even though it's no longer in use.

- UPSERT: If a resource record set doesn't already exist, Route 53 creates it. If a resource record set does exist, Route 53 updates it with the values in the request.

Type: String

Valid Values: CREATE | DELETE | UPSERT

Required: Yes

ResourceRecordSet

Information about the resource record set to create, delete, or update.

Type: [ResourceRecordSet](#) object

Required: Yes

See Also

For more information about using this API in one of the language-specific AWS SDKs, see the following:

- [AWS SDK for C++](#)
- [AWS SDK for Java V2](#)
- [AWS SDK for Ruby V3](#)

ChangeBatch

Service: Amazon Route 53

The information for a change request.

Contents

Changes

Information about the changes to make to the record sets.

Type: Array of [Change](#) objects

Array Members: Minimum number of 1 item.

Required: Yes

Comment

Optional: Any comments you want to include about a change batch request.

Type: String

Length Constraints: Maximum length of 256.

Required: No

See Also

For more information about using this API in one of the language-specific AWS SDKs, see the following:

- [AWS SDK for C++](#)
- [AWS SDK for Java V2](#)
- [AWS SDK for Ruby V3](#)

ChangeInfo

Service: Amazon Route 53

A complex type that describes change information about changes made to your hosted zone.

Contents

Id

This element contains an ID that you use when performing a [GetChange](#) action to get detailed information about the change.

Type: String

Length Constraints: Maximum length of 32.

Required: Yes

Status

The current state of the request. PENDING indicates that this request has not yet been applied to all Amazon Route 53 DNS servers.

Type: String

Valid Values: PENDING | INSYNC

Required: Yes

SubmittedAt

The date and time that the change request was submitted in [ISO 8601 format](#) and Coordinated Universal Time (UTC). For example, the value 2017-03-27T17:48:16.751Z represents March 27, 2017 at 17:48:16.751 UTC.

Type: Timestamp

Required: Yes

Comment

A comment you can provide.

Type: String

Length Constraints: Maximum length of 256.

Required: No

See Also

For more information about using this API in one of the language-specific AWS SDKs, see the following:

- [AWS SDK for C++](#)
- [AWS SDK for Java V2](#)
- [AWS SDK for Ruby V3](#)

CidrBlockSummary

Service: Amazon Route 53

A complex type that lists the CIDR blocks.

Contents

CidrBlock

Value for the CIDR block.

Type: String

Length Constraints: Minimum length of 1. Maximum length of 50.

Pattern: `.*\S.*`

Required: No

LocationName

The location name of the CIDR block.

Type: String

Length Constraints: Minimum length of 1. Maximum length of 16.

Pattern: `[0-9A-Za-z_\-]+`

Required: No

See Also

For more information about using this API in one of the language-specific AWS SDKs, see the following:

- [AWS SDK for C++](#)
- [AWS SDK for Java V2](#)
- [AWS SDK for Ruby V3](#)

CidrCollection

Service: Amazon Route 53

A complex type that identifies a CIDR collection.

Contents

Arn

The ARN of the collection. Can be used to reference the collection in IAM policy or in another AWS account.

Type: String

Length Constraints: Minimum length of 20. Maximum length of 2048.

Pattern: `.*\S.*`

Required: No

Id

The unique ID of the CIDR collection.

Type: String

Pattern: `[0-9a-f]{8}-(?:[0-9a-f]{4}-){3}[0-9a-f]{12}`

Required: No

Name

The name of a CIDR collection.

Type: String

Length Constraints: Minimum length of 1. Maximum length of 64.

Pattern: `[0-9A-Za-z_\-]+`

Required: No

Version

A sequential counter that Route 53 sets to 1 when you create a CIDR collection and increments by 1 each time you update settings for the CIDR collection.

Type: Long

Valid Range: Minimum value of 1.

Required: No

See Also

For more information about using this API in one of the language-specific AWS SDKs, see the following:

- [AWS SDK for C++](#)
- [AWS SDK for Java V2](#)
- [AWS SDK for Ruby V3](#)

CidrCollectionChange

Service: Amazon Route 53

A complex type that contains information about the CIDR collection change.

Contents

Action

CIDR collection change action.

Type: String

Valid Values: PUT | DELETE_IF_EXISTS

Required: Yes

CidrList

List of CIDR blocks.

Type: Array of strings

Array Members: Minimum number of 1 item. Maximum number of 1000 items.

Length Constraints: Minimum length of 1. Maximum length of 50.

Pattern: `.*\S.*`

Required: Yes

LocationName

Name of the location that is associated with the CIDR collection.

Type: String

Length Constraints: Minimum length of 1. Maximum length of 16.

Pattern: `[0-9A-Za-z_\-]+`

Required: Yes

See Also

For more information about using this API in one of the language-specific AWS SDKs, see the following:

- [AWS SDK for C++](#)
- [AWS SDK for Java V2](#)
- [AWS SDK for Ruby V3](#)

CidrRoutingConfig

Service: Amazon Route 53

The object that is specified in resource record set object when you are linking a resource record set to a CIDR location.

A `LocationName` with an asterisk "*" can be used to create a default CIDR record. `CollectionId` is still required for default record.

Contents

CollectionId

The CIDR collection ID.

Type: String

Pattern: `[0-9a-f]{8}-(?:[0-9a-f]{4}-){3}[0-9a-f]{12}`

Required: Yes

LocationName

The CIDR collection location name.

Type: String

Length Constraints: Minimum length of 1. Maximum length of 16.

Pattern: `[0-9A-Za-z_-\]*`

Required: Yes

See Also

For more information about using this API in one of the language-specific AWS SDKs, see the following:

- [AWS SDK for C++](#)
- [AWS SDK for Java V2](#)
- [AWS SDK for Ruby V3](#)

CloudWatchAlarmConfiguration

Service: Amazon Route 53

A complex type that contains information about the CloudWatch alarm that Amazon Route 53 is monitoring for this health check.

Contents

ComparisonOperator

For the metric that the CloudWatch alarm is associated with, the arithmetic operation that is used for the comparison.

Type: String

Valid Values: `GreaterThanOrEqualToThreshold` | `GreaterThanThreshold` | `LessThanThreshold` | `LessThanOrEqualToThreshold`

Required: Yes

EvaluationPeriods

For the metric that the CloudWatch alarm is associated with, the number of periods that the metric is compared to the threshold.

Type: Integer

Valid Range: Minimum value of 1.

Required: Yes

MetricName

The name of the CloudWatch metric that the alarm is associated with.

Type: String

Length Constraints: Minimum length of 1. Maximum length of 255.

Required: Yes

Namespace

The namespace of the metric that the alarm is associated with. For more information, see [Amazon CloudWatch Namespaces, Dimensions, and Metrics Reference](#) in the *Amazon CloudWatch User Guide*.

Type: String

Length Constraints: Minimum length of 1. Maximum length of 255.

Required: Yes

Period

For the metric that the CloudWatch alarm is associated with, the duration of one evaluation period in seconds.

Type: Integer

Valid Range: Minimum value of 60.

Required: Yes

Statistic

For the metric that the CloudWatch alarm is associated with, the statistic that is applied to the metric.

Type: String

Valid Values: Average | Sum | SampleCount | Maximum | Minimum

Required: Yes

Threshold

For the metric that the CloudWatch alarm is associated with, the value the metric is compared with.

Type: Double

Required: Yes

Dimensions

For the metric that the CloudWatch alarm is associated with, a complex type that contains information about the dimensions for the metric. For information, see [Amazon CloudWatch Namespaces, Dimensions, and Metrics Reference](#) in the *Amazon CloudWatch User Guide*.

Type: Array of [Dimension](#) objects

Array Members: Maximum number of 10 items.

Required: No

See Also

For more information about using this API in one of the language-specific AWS SDKs, see the following:

- [AWS SDK for C++](#)
- [AWS SDK for Java V2](#)
- [AWS SDK for Ruby V3](#)

CollectionSummary

Service: Amazon Route 53

A complex type that is an entry in an [CidrCollection](#) array.

Contents

Arn

The ARN of the collection summary. Can be used to reference the collection in IAM policy or cross-account.

Type: String

Length Constraints: Minimum length of 20. Maximum length of 2048.

Pattern: `.*\S.*`

Required: No

Id

Unique ID for the CIDR collection.

Type: String

Pattern: `[0-9a-f]{8}-(?:[0-9a-f]{4}-){3}[0-9a-f]{12}`

Required: No

Name

The name of a CIDR collection.

Type: String

Length Constraints: Minimum length of 1. Maximum length of 64.

Pattern: `[0-9A-Za-z_\-]+`

Required: No

Version

A sequential counter that Route 53 sets to 1 when you create a CIDR collection and increments by 1 each time you update settings for the CIDR collection.

Type: Long

Valid Range: Minimum value of 1.

Required: No

See Also

For more information about using this API in one of the language-specific AWS SDKs, see the following:

- [AWS SDK for C++](#)
- [AWS SDK for Java V2](#)
- [AWS SDK for Ruby V3](#)

Coordinates

Service: Amazon Route 53

A complex type that lists the coordinates for a geoproximity resource record.

Contents

Latitude

Specifies a coordinate of the north–south position of a geographic point on the surface of the Earth (-90 - 90).

Type: String

Length Constraints: Minimum length of 1. Maximum length of 6.

Pattern: `[-+]?[0-9]{1,2}(\.[0-9]{0,2})?`

Required: Yes

Longitude

Specifies a coordinate of the east–west position of a geographic point on the surface of the Earth (-180 - 180).

Type: String

Length Constraints: Minimum length of 1. Maximum length of 7.

Pattern: `[-+]?[0-9]{1,3}(\.[0-9]{0,2})?`

Required: Yes

See Also

For more information about using this API in one of the language-specific AWS SDKs, see the following:

- [AWS SDK for C++](#)
- [AWS SDK for Java V2](#)
- [AWS SDK for Ruby V3](#)

DelegationSet

Service: Amazon Route 53

A complex type that lists the name servers in a delegation set, as well as the `CallerReference` and the ID for the delegation set.

Contents

NameServers

A complex type that contains a list of the authoritative name servers for a hosted zone or for a reusable delegation set.

Type: Array of strings

Array Members: Minimum number of 1 item.

Length Constraints: Maximum length of 1024.

Required: Yes

CallerReference

The value that you specified for `CallerReference` when you created the reusable delegation set.

Type: String

Length Constraints: Minimum length of 1. Maximum length of 128.

Required: No

Id

The ID that Amazon Route 53 assigns to a reusable delegation set.

Type: String

Length Constraints: Maximum length of 32.

Required: No

See Also

For more information about using this API in one of the language-specific AWS SDKs, see the following:

- [AWS SDK for C++](#)
- [AWS SDK for Java V2](#)
- [AWS SDK for Ruby V3](#)

Dimension

Service: Amazon Route 53

For the metric that the CloudWatch alarm is associated with, a complex type that contains information about one dimension.

Contents

Name

For the metric that the CloudWatch alarm is associated with, the name of one dimension.

Type: String

Length Constraints: Minimum length of 1. Maximum length of 255.

Required: Yes

Value

For the metric that the CloudWatch alarm is associated with, the value of one dimension.

Type: String

Length Constraints: Minimum length of 1. Maximum length of 255.

Required: Yes

See Also

For more information about using this API in one of the language-specific AWS SDKs, see the following:

- [AWS SDK for C++](#)
- [AWS SDK for Java V2](#)
- [AWS SDK for Ruby V3](#)

DNSSECStatus

Service: Amazon Route 53

A string representing the status of DNSSEC signing.

Contents

ServeSignature

A string that represents the current hosted zone signing status.

Status can have one of the following values:

SIGNING

DNSSEC signing is enabled for the hosted zone.

NOT_SIGNING

DNSSEC signing is not enabled for the hosted zone.

DELETING

DNSSEC signing is in the process of being removed for the hosted zone.

ACTION_NEEDED

There is a problem with signing in the hosted zone that requires you to take action to resolve. For example, the customer managed key might have been deleted, or the permissions for the customer managed key might have been changed.

INTERNAL_FAILURE

There was an error during a request. Before you can continue to work with DNSSEC signing, including with key-signing keys (KSKs), you must correct the problem by enabling or disabling DNSSEC signing for the hosted zone.

Type: String

Length Constraints: Minimum length of 1. Maximum length of 1024.

Required: No

StatusMessage

The status message provided for the following DNSSEC signing status: INTERNAL_FAILURE. The status message includes information about what the problem might be and steps that you can take to correct the issue.

Type: String

Length Constraints: Minimum length of 0. Maximum length of 512.

Required: No

See Also

For more information about using this API in one of the language-specific AWS SDKs, see the following:

- [AWS SDK for C++](#)
- [AWS SDK for Java V2](#)
- [AWS SDK for Ruby V3](#)

GeoLocation

Service: Amazon Route 53

A complex type that contains information about a geographic location.

Contents

ContinentCode

The two-letter code for the continent.

Amazon Route 53 supports the following continent codes:

- **AF**: Africa
- **AN**: Antarctica
- **AS**: Asia
- **EU**: Europe
- **OC**: Oceania
- **NA**: North America
- **SA**: South America

Constraint: Specifying `ContinentCode` with either `CountryCode` or `SubdivisionCode` returns an `InvalidInput` error.

Type: String

Length Constraints: Fixed length of 2.

Required: No

CountryCode

For geolocation resource record sets, the two-letter code for a country.

Amazon Route 53 uses the two-letter country codes that are specified in [ISO standard 3166-1 alpha-2](#).

Route 53 also supports the country code **UA** for Ukraine.

Type: String

Length Constraints: Minimum length of 1. Maximum length of 2.

Required: No

SubdivisionCode

For geolocation resource record sets, the two-letter code for a state of the United States. Route 53 doesn't support any other values for SubdivisionCode. For a list of state abbreviations, see [Appendix B: Two-Letter State and Possession Abbreviations](#) on the United States Postal Service website.

If you specify subdivisioncode, you must also specify US for CountryCode.

Type: String

Length Constraints: Minimum length of 1. Maximum length of 3.

Required: No

See Also

For more information about using this API in one of the language-specific AWS SDKs, see the following:

- [AWS SDK for C++](#)
- [AWS SDK for Java V2](#)
- [AWS SDK for Ruby V3](#)

GeoLocationDetails

Service: Amazon Route 53

A complex type that contains the codes and full continent, country, and subdivision names for the specified `geolocation` code.

Contents

ContinentCode

The two-letter code for the continent.

Type: String

Length Constraints: Fixed length of 2.

Required: No

ContinentName

The full name of the continent.

Type: String

Length Constraints: Minimum length of 1. Maximum length of 32.

Required: No

CountryCode

The two-letter code for the country.

Type: String

Length Constraints: Minimum length of 1. Maximum length of 2.

Required: No

CountryName

The name of the country.

Type: String

Length Constraints: Minimum length of 1. Maximum length of 64.

Required: No

SubdivisionCode

The code for the subdivision, such as a particular state within the United States. For a list of US state abbreviations, see [Appendix B: Two-Letter State and Possession Abbreviations](#) on the United States Postal Service website. For a list of all supported subdivision codes, use the [ListGeoLocations](#) API.

Type: String

Length Constraints: Minimum length of 1. Maximum length of 3.

Required: No

SubdivisionName

The full name of the subdivision. Route 53 currently supports only states in the United States.

Type: String

Length Constraints: Minimum length of 1. Maximum length of 64.

Required: No

See Also

For more information about using this API in one of the language-specific AWS SDKs, see the following:

- [AWS SDK for C++](#)
- [AWS SDK for Java V2](#)
- [AWS SDK for Ruby V3](#)

GeoProximityLocation

Service: Amazon Route 53

(Resource record sets only): A complex type that lets you specify where your resources are located. Only one of `LocalZoneGroup`, `Coordinates`, or `AWSRegion` is allowed per request at a time.

For more information about geoproximity routing, see [Geoproximity routing](#) in the *Amazon Route 53 Developer Guide*.

Contents

AWSRegion

The AWS Region the resource you are directing DNS traffic to, is in.

Type: String

Length Constraints: Minimum length of 1. Maximum length of 64.

Required: No

Bias

The bias increases or decreases the size of the geographic region from which Route 53 routes traffic to a resource.

To use `Bias` to change the size of the geographic region, specify the applicable value for the bias:

- To expand the size of the geographic region from which Route 53 routes traffic to a resource, specify a positive integer from 1 to 99 for the bias. Route 53 shrinks the size of adjacent regions.
- To shrink the size of the geographic region from which Route 53 routes traffic to a resource, specify a negative bias of -1 to -99. Route 53 expands the size of adjacent regions.

Type: Integer

Valid Range: Minimum value of -99. Maximum value of 99.

Required: No

Coordinates

Contains the longitude and latitude for a geographic region.

Type: [Coordinates](#) object

Required: No

LocalZoneGroup

Specifies an AWS Local Zone Group.

A local Zone Group is usually the Local Zone code without the ending character. For example, if the Local Zone is `us-east-1-bue-1a` the Local Zone Group is `us-east-1-bue-1`.

You can identify the Local Zones Group for a specific Local Zone by using the [describe-availability-zones](#) CLI command:

This command returns: `"GroupName": "us-west-2-den-1"`, specifying that the Local Zone `us-west-2-den-1a` belongs to the Local Zone Group `us-west-2-den-1`.

Type: String

Length Constraints: Minimum length of 1. Maximum length of 64.

Required: No

See Also

For more information about using this API in one of the language-specific AWS SDKs, see the following:

- [AWS SDK for C++](#)
- [AWS SDK for Java V2](#)
- [AWS SDK for Ruby V3](#)

HealthCheck

Service: Amazon Route 53

A complex type that contains information about one health check that is associated with the current AWS account.

Contents

CallerReference

A unique string that you specified when you created the health check.

Type: String

Length Constraints: Minimum length of 1. Maximum length of 64.

Required: Yes

HealthCheckConfig

A complex type that contains detailed information about one health check.

Type: [HealthCheckConfig](#) object

Required: Yes

HealthCheckVersion

The version of the health check. You can optionally pass this value in a call to `UpdateHealthCheck` to prevent overwriting another change to the health check.

Type: Long

Valid Range: Minimum value of 1.

Required: Yes

Id

The identifier that Amazon Route 53 assigned to the health check when you created it. When you add or update a resource record set, you use this value to specify which health check to use. The value can be up to 64 characters long.

Type: String

Length Constraints: Maximum length of 64.

Required: Yes

CloudWatchAlarmConfiguration

A complex type that contains information about the CloudWatch alarm that Amazon Route 53 is monitoring for this health check.

Type: [CloudWatchAlarmConfiguration](#) object

Required: No

LinkedService

If the health check was created by another service, the service that created the health check. When a health check is created by another service, you can't edit or delete it using Amazon Route 53.

Type: [LinkedService](#) object

Required: No

See Also

For more information about using this API in one of the language-specific AWS SDKs, see the following:

- [AWS SDK for C++](#)
- [AWS SDK for Java V2](#)
- [AWS SDK for Ruby V3](#)

HealthCheckConfig

Service: Amazon Route 53

A complex type that contains information about the health check.

Contents

Type

The type of health check that you want to create, which indicates how Amazon Route 53 determines whether an endpoint is healthy.

Important

You can't change the value of Type after you create a health check.

You can create the following types of health checks:

- **HTTP:** Route 53 tries to establish a TCP connection. If successful, Route 53 submits an HTTP request and waits for an HTTP status code of 200 or greater and less than 400.
- **HTTPS:** Route 53 tries to establish a TCP connection. If successful, Route 53 submits an HTTPS request and waits for an HTTP status code of 200 or greater and less than 400.

Important

If you specify HTTPS for the value of Type, the endpoint must support TLS v1.0, v1.1, or v1.2.

- **HTTP_STR_MATCH:** Route 53 tries to establish a TCP connection. If successful, Route 53 submits an HTTP request and searches the first 5,120 bytes of the response body for the string that you specify in SearchString.
- **HTTPS_STR_MATCH:** Route 53 tries to establish a TCP connection. If successful, Route 53 submits an HTTPS request and searches the first 5,120 bytes of the response body for the string that you specify in SearchString.
- **TCP:** Route 53 tries to establish a TCP connection.
- **CLOUDWATCH_METRIC:** The health check is associated with a CloudWatch alarm. If the state of the alarm is OK, the health check is considered healthy. If the state is ALARM, the

health check is considered unhealthy. If CloudWatch doesn't have sufficient data to determine whether the state is OK or ALARM, the health check status depends on the setting for `InsufficientDataHealthStatus`: `Healthy`, `Unhealthy`, or `LastKnownStatus`.

- **CALCULATED:** For health checks that monitor the status of other health checks, Route 53 adds up the number of health checks that Route 53 health checkers consider to be healthy and compares that number with the value of `HealthThreshold`.
- **RECOVERY_CONTROL:** The health check is associated with a Route53 Application Recovery Controller routing control. If the routing control state is ON, the health check is considered healthy. If the state is OFF, the health check is considered unhealthy.

For more information, see [How Route 53 Determines Whether an Endpoint Is Healthy](#) in the *Amazon Route 53 Developer Guide*.

Type: String

Valid Values: HTTP | HTTPS | HTTP_STR_MATCH | HTTPS_STR_MATCH | TCP | CALCULATED | CLOUDWATCH_METRIC | RECOVERY_CONTROL

Required: Yes

AlarmIdentifier

A complex type that identifies the CloudWatch alarm that you want Amazon Route 53 health checkers to use to determine whether the specified health check is healthy.

Type: [AlarmIdentifier](#) object

Required: No

ChildHealthChecks

(CALCULATED Health Checks Only) A complex type that contains one `ChildHealthCheck` element for each health check that you want to associate with a CALCULATED health check.

Type: Array of strings

Array Members: Maximum number of 256 items.

Length Constraints: Maximum length of 64.

Required: No

Disabled

Stops Route 53 from performing health checks. When you disable a health check, here's what happens:

- **Health checks that check the health of endpoints:** Route 53 stops submitting requests to your application, server, or other resource.
- **Calculated health checks:** Route 53 stops aggregating the status of the referenced health checks.
- **Health checks that monitor CloudWatch alarms:** Route 53 stops monitoring the corresponding CloudWatch metrics.

After you disable a health check, Route 53 considers the status of the health check to always be healthy. If you configured DNS failover, Route 53 continues to route traffic to the corresponding resources. If you want to stop routing traffic to a resource, change the value of [Inverted](#).

Charges for a health check still apply when the health check is disabled. For more information, see [Amazon Route 53 Pricing](#).

Type: Boolean

Required: No

EnableSNI

Specify whether you want Amazon Route 53 to send the value of `FullyQualifiedDomainName` to the endpoint in the `client_hello` message during TLS negotiation. This allows the endpoint to respond to HTTPS health check requests with the applicable SSL/TLS certificate.

Some endpoints require that HTTPS requests include the host name in the `client_hello` message. If you don't enable SNI, the status of the health check will be `SSL_alert_handshake_failure`. A health check can also have that status for other reasons. If SNI is enabled and you're still getting the error, check the SSL/TLS configuration on your endpoint and confirm that your certificate is valid.

The SSL/TLS certificate on your endpoint includes a domain name in the `Common Name` field and possibly several more in the `Subject Alternative Names` field. One of the domain names in the certificate should match the value that you specify for `FullyQualifiedDomainName`. If the endpoint responds to the `client_hello` message with a certificate that does not include the domain name that you specified in

FullyQualifiedDomainName, a health checker will retry the handshake. In the second attempt, the health checker will omit FullyQualifiedDomainName from the client_hello message.

Type: Boolean

Required: No

FailureThreshold

The number of consecutive health checks that an endpoint must pass or fail for Amazon Route 53 to change the current status of the endpoint from unhealthy to healthy or vice versa. For more information, see [How Amazon Route 53 Determines Whether an Endpoint Is Healthy](#) in the *Amazon Route 53 Developer Guide*.

If you don't specify a value for FailureThreshold, the default value is three health checks.

Type: Integer

Valid Range: Minimum value of 1. Maximum value of 10.

Required: No

FullyQualifiedDomainName

Amazon Route 53 behavior depends on whether you specify a value for IPAddress.

If you specify a value for IPAddress:

Amazon Route 53 sends health check requests to the specified IPv4 or IPv6 address and passes the value of FullyQualifiedDomainName in the Host header for all health checks except TCP health checks. This is typically the fully qualified DNS name of the endpoint on which you want Route 53 to perform health checks.

When Route 53 checks the health of an endpoint, here is how it constructs the Host header:

- If you specify a value of 80 for Port and HTTP or HTTP_STR_MATCH for Type, Route 53 passes the value of FullyQualifiedDomainName to the endpoint in the Host header.
- If you specify a value of 443 for Port and HTTPS or HTTPS_STR_MATCH for Type, Route 53 passes the value of FullyQualifiedDomainName to the endpoint in the Host header.
- If you specify another value for Port and any value except TCP for Type, Route 53 passes FullyQualifiedDomainName:Port to the endpoint in the Host header.

If you don't specify a value for `FullyQualifiedDomainName`, Route 53 substitutes the value of `IPAddress` in the `Host` header in each of the preceding cases.

If you don't specify a value for `IPAddress`:

Route 53 sends a DNS request to the domain that you specify for `FullyQualifiedDomainName` at the interval that you specify for `RequestInterval`. Using an IPv4 address that DNS returns, Route 53 then checks the health of the endpoint.

Note

If you don't specify a value for `IPAddress`, Route 53 uses only IPv4 to send health checks to the endpoint. If there's no resource record set with a type of `A` for the name that you specify for `FullyQualifiedDomainName`, the health check fails with a "DNS resolution failed" error.

If you want to check the health of weighted, latency, or failover resource record sets and you choose to specify the endpoint only by `FullyQualifiedDomainName`, we recommend that you create a separate health check for each endpoint. For example, create a health check for each HTTP server that is serving content for `www.example.com`. For the value of `FullyQualifiedDomainName`, specify the domain name of the server (such as `us-east-2-www.example.com`), not the name of the resource record sets (`www.example.com`).

Important

In this configuration, if you create a health check for which the value of `FullyQualifiedDomainName` matches the name of the resource record sets and you then associate the health check with those resource record sets, health check results will be unpredictable.

In addition, if the value that you specify for `Type` is `HTTP`, `HTTPS`, `HTTP_STR_MATCH`, or `HTTPS_STR_MATCH`, Route 53 passes the value of `FullyQualifiedDomainName` in the `Host` header, as it does when you specify a value for `IPAddress`. If the value of `Type` is `TCP`, Route 53 doesn't pass a `Host` header.

Type: String

Length Constraints: Maximum length of 255.

Required: No

HealthThreshold

The number of child health checks that are associated with a CALCULATED health check that Amazon Route 53 must consider healthy for the CALCULATED health check to be considered healthy. To specify the child health checks that you want to associate with a CALCULATED health check, use the [ChildHealthChecks](#) element.

Note the following:

- If you specify a number greater than the number of child health checks, Route 53 always considers this health check to be unhealthy.
- If you specify 0, Route 53 always considers this health check to be healthy.

Type: Integer

Valid Range: Minimum value of 0. Maximum value of 256.

Required: No

InsufficientDataHealthStatus

When CloudWatch has insufficient data about the metric to determine the alarm state, the status that you want Amazon Route 53 to assign to the health check:

- `Healthy`: Route 53 considers the health check to be healthy.
- `Unhealthy`: Route 53 considers the health check to be unhealthy.
- `LastKnownStatus`: Route 53 uses the status of the health check from the last time that CloudWatch had sufficient data to determine the alarm state. For new health checks that have no last known status, the default status for the health check is healthy.

Type: String

Valid Values: `Healthy` | `Unhealthy` | `LastKnownStatus`

Required: No

Inverted

Specify whether you want Amazon Route 53 to invert the status of a health check, for example, to consider a health check unhealthy when it otherwise would be considered healthy.

Type: Boolean

Required: No

IPAddress

The IPv4 or IPv6 IP address of the endpoint that you want Amazon Route 53 to perform health checks on. If you don't specify a value for `IPAddress`, Route 53 sends a DNS request to resolve the domain name that you specify in `FullyQualifiedDomainName` at the interval that you specify in `RequestInterval`. Using an IP address returned by DNS, Route 53 then checks the health of the endpoint.

Use one of the following formats for the value of `IPAddress`:

- **IPv4 address:** four values between 0 and 255, separated by periods (.), for example, `192.0.2.44`.
- **IPv6 address:** eight groups of four hexadecimal values, separated by colons (:), for example, `2001:0db8:85a3:0000:0000:abcd:0001:2345`. You can also shorten IPv6 addresses as described in RFC 5952, for example, `2001:db8:85a3::abcd:1:2345`.

If the endpoint is an EC2 instance, we recommend that you create an Elastic IP address, associate it with your EC2 instance, and specify the Elastic IP address for `IPAddress`. This ensures that the IP address of your instance will never change.

For more information, see [FullyQualifiedDomainName](#).

Constraints: Route 53 can't check the health of endpoints for which the IP address is in local, private, non-routable, or multicast ranges. For more information about IP addresses for which you can't create health checks, see the following documents:

- [RFC 5735, Special Use IPv4 Addresses](#)
- [RFC 6598, IANA-Reserved IPv4 Prefix for Shared Address Space](#)
- [RFC 5156, Special-Use IPv6 Addresses](#)

When the value of `Type` is `CALCULATED` or `CLOUDWATCH_METRIC`, omit `IPAddress`.

Type: String

Length Constraints: Maximum length of 45.

Pattern: `(^(((0-9)|[1-9][0-9]|1[0-9]{2}|2[0-4][0-9]|25[0-5])\.)}{3}([0-9]|1[0-9][0-9]|1[0-9]{2}|2[0-4][0-9]|25[0-5]))$|^([0-9a-fA-F]{1,4}:){7,7}`

```
[0-9a-fA-F]{1,4}|([0-9a-fA-F]{1,4}:){1,7}:|([0-9a-fA-F]{1,4}:){1,6}:
[0-9a-fA-F]{1,4}|([0-9a-fA-F]{1,4}:){1,5}(:[0-9a-fA-F]{1,4}){1,2}|
([0-9a-fA-F]{1,4}:){1,4}(:[0-9a-fA-F]{1,4}){1,3}|([0-9a-fA-F]{1,4}:)
{1,3}(:[0-9a-fA-F]{1,4}){1,4}|([0-9a-fA-F]{1,4}:){1,2}(:[0-9a-fA-F]
{1,4}){1,5}|[0-9a-fA-F]{1,4}:((:[0-9a-fA-F]{1,4}){1,6})|:((:[0-9a-
fA-F]{1,4}){1,7}|:)|fe80:(:[0-9a-fA-F]{0,4}){0,4}%[0-9a-zA-Z]{1,}|:
(fffd(:{0,1,4}){0,1}):{0,1}((25[0-5]|(2[0-4]|1{0,1}[0-9])){0,1}[0-9])\.)
{3,3}(25[0-5]|(2[0-4]|1{0,1}[0-9])){0,1}[0-9]|([0-9a-fA-F]{1,4}:){1,4}:
((25[0-5]|(2[0-4]|1{0,1}[0-9])){0,1}[0-9])\.){3,3}(25[0-5]|(2[0-4]|1{0,1}
[0-9])){0,1}[0-9]))$)
```

Required: No

MeasureLatency

Specify whether you want Amazon Route 53 to measure the latency between health checkers in multiple AWS regions and your endpoint, and to display CloudWatch latency graphs on the **Health Checks** page in the Route 53 console.

Important

You can't change the value of MeasureLatency after you create a health check.

Type: Boolean

Required: No

Port

The port on the endpoint that you want Amazon Route 53 to perform health checks on.

Note

Don't specify a value for Port when you specify a value for Type of CLOUDWATCH_METRIC or CALCULATED.

Type: Integer

Valid Range: Minimum value of 1. Maximum value of 65535.

Required: No

Regions

A complex type that contains one `Region` element for each region from which you want Amazon Route 53 health checkers to check the specified endpoint.

If you don't specify any regions, Route 53 health checkers automatically performs checks from all of the regions that are listed under **Valid Values**.

If you update a health check to remove a region that has been performing health checks, Route 53 will briefly continue to perform checks from that region to ensure that some health checkers are always checking the endpoint (for example, if you replace three regions with four different regions).

Type: Array of strings

Array Members: Minimum number of 3 items. Maximum number of 64 items.

Length Constraints: Minimum length of 1. Maximum length of 64.

Valid Values: `us-east-1` | `us-west-1` | `us-west-2` | `eu-west-1` | `ap-southeast-1` | `ap-southeast-2` | `ap-northeast-1` | `sa-east-1`

Required: No

RequestInterval

The number of seconds between the time that Amazon Route 53 gets a response from your endpoint and the time that it sends the next health check request. Each Route 53 health checker makes requests at this interval.

Important

You can't change the value of `RequestInterval` after you create a health check.

If you don't specify a value for `RequestInterval`, the default value is 30 seconds.

Type: Integer

Valid Range: Minimum value of 10. Maximum value of 30.

Required: No

ResourcePath

The path, if any, that you want Amazon Route 53 to request when performing health checks. The path can be any value for which your endpoint will return an HTTP status code of 2xx or 3xx when the endpoint is healthy, for example, the file `/docs/route53-health-check.html`. You can also include query string parameters, for example, `/welcome.html?language=jp&login=y`.

Type: String

Length Constraints: Maximum length of 255.

Required: No

RoutingControlArn

The Amazon Resource Name (ARN) for the Route 53 Application Recovery Controller routing control.

For more information about Route 53 Application Recovery Controller, see [Route 53 Application Recovery Controller Developer Guide](#).

Type: String

Length Constraints: Minimum length of 1. Maximum length of 255.

Required: No

SearchString

If the value of `Type` is `HTTP_STR_MATCH` or `HTTPS_STR_MATCH`, the string that you want Amazon Route 53 to search for in the response body from the specified resource. If the string appears in the response body, Route 53 considers the resource healthy.

Route 53 considers case when searching for `SearchString` in the response body.

Type: String

Length Constraints: Maximum length of 255.

Required: No

See Also

For more information about using this API in one of the language-specific AWS SDKs, see the following:

- [AWS SDK for C++](#)
- [AWS SDK for Java V2](#)
- [AWS SDK for Ruby V3](#)

HealthCheckObservation

Service: Amazon Route 53

A complex type that contains the last failure reason as reported by one Amazon Route 53 health checker.

Contents

IPAddress

The IP address of the Amazon Route 53 health checker that provided the failure reason in `StatusReport`.

Type: String

Length Constraints: Maximum length of 45.

Pattern: `(^(((0-9)|[1-9][0-9]|1[0-9]{2}|2[0-4][0-9]|25[0-5]))\.)}{3}([0-9]|[1-9][0-9]|1[0-9]{2}|2[0-4][0-9]|25[0-5]))$|^(([0-9a-fA-F]{1,4}:){7,7}[0-9a-fA-F]{1,4}|([0-9a-fA-F]{1,4}:){1,7}:|([0-9a-fA-F]{1,4}:){1,6}: [0-9a-fA-F]{1,4}|([0-9a-fA-F]{1,4}:){1,5}(:[0-9a-fA-F]{1,4}){1,2}| ([0-9a-fA-F]{1,4}:){1,4}(:[0-9a-fA-F]{1,4}){1,3}|([0-9a-fA-F]{1,4}:){1,3}(:[0-9a-fA-F]{1,4}){1,4}|([0-9a-fA-F]{1,4}:){1,2}(:[0-9a-fA-F]{1,4}){1,5}|[0-9a-fA-F]{1,4}:((:[0-9a-fA-F]{1,4}){1,6})|:(:[0-9a-fA-F]{1,4}){1,7}|:)|fe80:(:[0-9a-fA-F]{0,4}){0,4}%[0-9a-zA-Z]{1,}|:(:fffc(:0{1,4}){0,1}:){0,1}((25[0-5]|(2[0-4]|1{0,1}[0-9])){0,1}[0-9])\.)}{3,3}(25[0-5]|(2[0-4]|1{0,1}[0-9])){0,1}[0-9]|([0-9a-fA-F]{1,4}:){1,4}: ((25[0-5]|(2[0-4]|1{0,1}[0-9])){0,1}[0-9])\.)}{3,3}(25[0-5]|(2[0-4]|1{0,1}[0-9])){0,1}[0-9]))$)`

Required: No

Region

The region of the Amazon Route 53 health checker that provided the status in `StatusReport`.

Type: String

Length Constraints: Minimum length of 1. Maximum length of 64.

Valid Values: `us-east-1 | us-west-1 | us-west-2 | eu-west-1 | ap-southeast-1 | ap-southeast-2 | ap-northeast-1 | sa-east-1`

Required: No

StatusReport

A complex type that contains the last failure reason as reported by one Amazon Route 53 health checker and the time of the failed health check.

Type: [StatusReport](#) object

Required: No

See Also

For more information about using this API in one of the language-specific AWS SDKs, see the following:

- [AWS SDK for C++](#)
- [AWS SDK for Java V2](#)
- [AWS SDK for Ruby V3](#)

HostedZone

Service: Amazon Route 53

A complex type that contains general information about the hosted zone.

Contents

CallerReference

The value that you specified for `CallerReference` when you created the hosted zone.

Type: String

Length Constraints: Minimum length of 1. Maximum length of 128.

Required: Yes

Id

The ID that Amazon Route 53 assigned to the hosted zone when you created it.

Type: String

Length Constraints: Maximum length of 32.

Required: Yes

Name

The name of the domain. For public hosted zones, this is the name that you have registered with your DNS registrar.

For information about how to specify characters other than a-z, 0-9, and - (hyphen) and how to specify internationalized domain names, see [CreateHostedZone](#).

Type: String

Length Constraints: Maximum length of 1024.

Required: Yes

Config

A complex type that includes the `Comment` and `PrivateZone` elements. If you omitted the `HostedZoneConfig` and `Comment` elements from the request, the `Config` and `Comment` elements don't appear in the response.

Type: [HostedZoneConfig](#) object

Required: No

LinkedService

If the hosted zone was created by another service, the service that created the hosted zone. When a hosted zone is created by another service, you can't edit or delete it using Route 53.

Type: [LinkedService](#) object

Required: No

ResourceRecordSetCount

The number of resource record sets in the hosted zone.

Type: Long

Required: No

See Also

For more information about using this API in one of the language-specific AWS SDKs, see the following:

- [AWS SDK for C++](#)
- [AWS SDK for Java V2](#)
- [AWS SDK for Ruby V3](#)

HostedZoneConfig

Service: Amazon Route 53

A complex type that contains an optional comment about your hosted zone. If you don't want to specify a comment, omit both the `HostedZoneConfig` and `Comment` elements.

Contents

Comment

Any comments that you want to include about the hosted zone.

Type: String

Length Constraints: Maximum length of 256.

Required: No

PrivateZone

A value that indicates whether this is a private hosted zone.

Type: Boolean

Required: No

See Also

For more information about using this API in one of the language-specific AWS SDKs, see the following:

- [AWS SDK for C++](#)
- [AWS SDK for Java V2](#)
- [AWS SDK for Ruby V3](#)

HostedZoneLimit

Service: Amazon Route 53

A complex type that contains the type of limit that you specified in the request and the current value for that limit.

Contents

Type

The limit that you requested. Valid values include the following:

- **MAX_RRSETS_BY_ZONE**: The maximum number of records that you can create in the specified hosted zone.
- **MAX_VPCS_ASSOCIATED_BY_ZONE**: The maximum number of Amazon VPCs that you can associate with the specified private hosted zone.

Type: String

Valid Values: MAX_RRSETS_BY_ZONE | MAX_VPCS_ASSOCIATED_BY_ZONE

Required: Yes

Value

The current value for the limit that is specified by Type.

Type: Long

Valid Range: Minimum value of 1.

Required: Yes

See Also

For more information about using this API in one of the language-specific AWS SDKs, see the following:

- [AWS SDK for C++](#)
- [AWS SDK for Java V2](#)
- [AWS SDK for Ruby V3](#)

HostedZoneOwner

Service: Amazon Route 53

A complex type that identifies a hosted zone that a specified Amazon VPC is associated with and the owner of the hosted zone. If there is a value for `OwningAccount`, there is no value for `OwningService`, and vice versa.

Contents

OwningAccount

If the hosted zone was created by an AWS account, or was created by an AWS service that creates hosted zones using the current account, `OwningAccount` contains the account ID of that account. For example, when you use AWS Cloud Map to create a hosted zone, Cloud Map creates the hosted zone using the current AWS account.

Type: String

Required: No

OwningService

If an AWS service uses its own account to create a hosted zone and associate the specified VPC with that hosted zone, `OwningService` contains an abbreviation that identifies the service. For example, if Amazon Elastic File System (Amazon EFS) created a hosted zone and associated a VPC with the hosted zone, the value of `OwningService` is `efs.amazonaws.com`.

Type: String

Length Constraints: Maximum length of 128.

Required: No

See Also

For more information about using this API in one of the language-specific AWS SDKs, see the following:

- [AWS SDK for C++](#)
- [AWS SDK for Java V2](#)

- [AWS SDK for Ruby V3](#)

HostedZoneSummary

Service: Amazon Route 53

In the response to a `ListHostedZonesByVPC` request, the `HostedZoneSummaries` element contains one `HostedZoneSummary` element for each hosted zone that the specified Amazon VPC is associated with. Each `HostedZoneSummary` element contains the hosted zone name and ID, and information about who owns the hosted zone.

Contents

HostedZoneId

The Route 53 hosted zone ID of a private hosted zone that the specified VPC is associated with.

Type: String

Length Constraints: Maximum length of 32.

Required: Yes

Name

The name of the private hosted zone, such as `example.com`.

Type: String

Length Constraints: Maximum length of 1024.

Required: Yes

Owner

The owner of a private hosted zone that the specified VPC is associated with. The owner can be either an AWS account or an AWS service.

Type: [HostedZoneOwner](#) object

Required: Yes

See Also

For more information about using this API in one of the language-specific AWS SDKs, see the following:

- [AWS SDK for C++](#)
- [AWS SDK for Java V2](#)
- [AWS SDK for Ruby V3](#)

KeySigningKey

Service: Amazon Route 53

A key-signing key (KSK) is a complex type that represents a public/private key pair. The private key is used to generate a digital signature for the zone signing key (ZSK). The public key is stored in the DNS and is used to authenticate the ZSK. A KSK is always associated with a hosted zone; it cannot exist by itself.

Contents

CreatedDate

The date when the key-signing key (KSK) was created.

Type: Timestamp

Required: No

DigestAlgorithmMnemonic

A string used to represent the delegation signer digest algorithm. This value must follow the guidelines provided by [RFC-8624 Section 3.3](#).

Type: String

Required: No

DigestAlgorithmType

An integer used to represent the delegation signer digest algorithm. This value must follow the guidelines provided by [RFC-8624 Section 3.3](#).

Type: Integer

Required: No

DigestValue

A cryptographic digest of a DNSKEY resource record (RR). DNSKEY records are used to publish the public key that resolvers can use to verify DNSSEC signatures that are used to secure certain kinds of information provided by the DNS system.

Type: String

Required: No

DNSKEYRecord

A string that represents a DNSKEY record.

Type: String

Required: No

DSRecord

A string that represents a delegation signer (DS) record.

Type: String

Required: No

Flag

An integer that specifies how the key is used. For key-signing key (KSK), this value is always 257.

Type: Integer

Required: No

KeyTag

An integer used to identify the DNSSEC record for the domain name. The process used to calculate the value is described in [RFC-4034 Appendix B](#).

Type: Integer

Valid Range: Minimum value of 0. Maximum value of 65536.

Required: No

KmsArn

The Amazon resource name (ARN) used to identify the customer managed key in AWS Key Management Service (AWS KMS). The `KmsArn` must be unique for each key-signing key (KSK) in a single hosted zone.

You must configure the customer managed key as follows:

Status

Enabled

Key spec

ECC_NIST_P256

Key usage

Sign and verify

Key policy

The key policy must give permission for the following actions:

- DescribeKey
- GetPublicKey
- Sign

The key policy must also include the Amazon Route 53 service in the principal for your account. Specify the following:

- "Service": "dnssec-route53.amazonaws.com"

For more information about working with the customer managed key in AWS KMS, see [AWS Key Management Service concepts](#).

Type: String

Required: No

LastModifiedDate

The last time that the key-signing key (KSK) was changed.

Type: Timestamp

Required: No

Name

A string used to identify a key-signing key (KSK). Name can include numbers, letters, and underscores (_). Name must be unique for each key-signing key in the same hosted zone.

Type: String

Length Constraints: Minimum length of 3. Maximum length of 128.

Required: No

PublicKey

The public key, represented as a Base64 encoding, as required by [RFC-4034 Page 5](#).

Type: String

Required: No

SigningAlgorithmMnemonic

A string used to represent the signing algorithm. This value must follow the guidelines provided by [RFC-8624 Section 3.1](#).

Type: String

Required: No

SigningAlgorithmType

An integer used to represent the signing algorithm. This value must follow the guidelines provided by [RFC-8624 Section 3.1](#).

Type: Integer

Required: No

Status

A string that represents the current key-signing key (KSK) status.

Status can have one of the following values:

ACTIVE

The KSK is being used for signing.

INACTIVE

The KSK is not being used for signing.

DELETING

The KSK is in the process of being deleted.

ACTION_NEEDED

There is a problem with the KSK that requires you to take action to resolve. For example, the customer managed key might have been deleted, or the permissions for the customer managed key might have been changed.

INTERNAL_FAILURE

There was an error during a request. Before you can continue to work with DNSSEC signing, including actions that involve this KSK, you must correct the problem. For example, you may need to activate or deactivate the KSK.

Type: String

Length Constraints: Minimum length of 5. Maximum length of 150.

Required: No

StatusMessage

The status message provided for the following key-signing key (KSK) statuses: ACTION_NEEDED or INTERNAL_FAILURE. The status message includes information about what the problem might be and steps that you can take to correct the issue.

Type: String

Length Constraints: Minimum length of 0. Maximum length of 512.

Required: No

See Also

For more information about using this API in one of the language-specific AWS SDKs, see the following:

- [AWS SDK for C++](#)
- [AWS SDK for Java V2](#)
- [AWS SDK for Ruby V3](#)

LinkedService

Service: Amazon Route 53

If a health check or hosted zone was created by another service, `LinkedService` is a complex type that describes the service that created the resource. When a resource is created by another service, you can't edit or delete it using Amazon Route 53.

Contents

Description

If the health check or hosted zone was created by another service, an optional description that can be provided by the other service. When a resource is created by another service, you can't edit or delete it using Amazon Route 53.

Type: String

Length Constraints: Maximum length of 256.

Required: No

ServicePrincipal

If the health check or hosted zone was created by another service, the service that created the resource. When a resource is created by another service, you can't edit or delete it using Amazon Route 53.

Type: String

Length Constraints: Maximum length of 128.

Required: No

See Also

For more information about using this API in one of the language-specific AWS SDKs, see the following:

- [AWS SDK for C++](#)
- [AWS SDK for Java V2](#)
- [AWS SDK for Ruby V3](#)

LocationSummary

Service: Amazon Route 53

A complex type that contains information about the CIDR location.

Contents

LocationName

A string that specifies a location name.

Type: String

Length Constraints: Minimum length of 1. Maximum length of 16.

Pattern: `[0-9A-Za-z_\-*]+`

Required: No

See Also

For more information about using this API in one of the language-specific AWS SDKs, see the following:

- [AWS SDK for C++](#)
- [AWS SDK for Java V2](#)
- [AWS SDK for Ruby V3](#)

QueryLoggingConfig

Service: Amazon Route 53

A complex type that contains information about a configuration for DNS query logging.

Contents

CloudWatchLogsLogGroupArn

The Amazon Resource Name (ARN) of the CloudWatch Logs log group that Amazon Route 53 is publishing logs to.

Type: String

Required: Yes

HostedZoneId

The ID of the hosted zone that CloudWatch Logs is logging queries for.

Type: String

Length Constraints: Maximum length of 32.

Required: Yes

Id

The ID for a configuration for DNS query logging.

Type: String

Length Constraints: Minimum length of 1. Maximum length of 36.

Required: Yes

See Also

For more information about using this API in one of the language-specific AWS SDKs, see the following:

- [AWS SDK for C++](#)
- [AWS SDK for Java V2](#)

- [AWS SDK for Ruby V3](#)

ResourceRecord

Service: Amazon Route 53

Information specific to the resource record.

Note

If you're creating an alias resource record set, omit `ResourceRecord`.

Contents

Value

The current or new DNS record value, not to exceed 4,000 characters. In the case of a DELETE action, if the current value does not match the actual value, an error is returned. For descriptions about how to format `Value` for different record types, see [Supported DNS Resource Record Types](#) in the *Amazon Route 53 Developer Guide*.

You can specify more than one value for all record types except CNAME and SOA.

Note

If you're creating an alias resource record set, omit `Value`.

Type: String

Length Constraints: Maximum length of 4000.

Required: Yes

See Also

For more information about using this API in one of the language-specific AWS SDKs, see the following:

- [AWS SDK for C++](#)
- [AWS SDK for Java V2](#)

- [AWS SDK for Ruby V3](#)

ResourceRecordSet

Service: Amazon Route 53

Information about the resource record set to create or delete.

Contents

Name

For `ChangeResourceRecordSets` requests, the name of the record that you want to create, update, or delete. For `ListResourceRecordSets` responses, the name of a record in the specified hosted zone.

ChangeResourceRecordSets Only

Enter a fully qualified domain name, for example, `www.example.com`. You can optionally include a trailing dot. If you omit the trailing dot, Amazon Route 53 assumes that the domain name that you specify is fully qualified. This means that Route 53 treats `www.example.com` (without a trailing dot) and `www.example.com.` (with a trailing dot) as identical.

For information about how to specify characters other than `a-z`, `0-9`, and `-` (hyphen) and how to specify internationalized domain names, see [DNS Domain Name Format](#) in the *Amazon Route 53 Developer Guide*.

You can use the asterisk (`*`) wildcard to replace the leftmost label in a domain name, for example, `*.example.com`. Note the following:

- The `*` must replace the entire label. For example, you can't specify `*prod.example.com` or `prod*.example.com`.
- The `*` can't replace any of the middle labels, for example, `marketing*.example.com`.
- If you include `*` in any position other than the leftmost label in a domain name, DNS treats it as an `*` character (ASCII 42), not as a wildcard.

Important

You can't use the `*` wildcard for resource records sets that have a type of NS.

Type: String

Length Constraints: Maximum length of 1024.

Required: Yes

Type

The DNS record type. For information about different record types and how data is encoded for them, see [Supported DNS Resource Record Types](#) in the *Amazon Route 53 Developer Guide*.

Valid values for basic resource record sets: A | AAAA | CAA | CNAME | DS | MX | NAPTR | NS | PTR | SOA | SPF | SRV | TXT

Values for weighted, latency, geolocation, and failover resource record sets: A | AAAA | CAA | CNAME | MX | NAPTR | PTR | SPF | SRV | TXT. When creating a group of weighted, latency, geolocation, or failover resource record sets, specify the same value for all of the resource record sets in the group.

Valid values for multivalue answer resource record sets: A | AAAA | MX | NAPTR | PTR | SPF | SRV | TXT | CAA

Note

SPF records were formerly used to verify the identity of the sender of email messages. However, we no longer recommend that you create resource record sets for which the value of Type is SPF. RFC 7208, *Sender Policy Framework (SPF) for Authorizing Use of Domains in Email, Version 1*, has been updated to say, "...[I]ts existence and mechanism defined in [RFC4408] have led to some interoperability issues. Accordingly, its use is no longer appropriate for SPF version 1; implementations are not to use it." In RFC 7208, see section 14.1, [The SPF DNS Record Type](#).


Values for alias resource record sets:

- **Amazon API Gateway custom regional APIs and edge-optimized APIs:** A
- **CloudFront distributions:** A

If IPv6 is enabled for the distribution, create two resource record sets to route traffic to your distribution, one with a value of A and one with a value of AAAA.

- **Amazon API Gateway environment that has a regionalized subdomain:** A
- **ELB load balancers:** A | AAAA

- **Amazon S3 buckets:** A
- **Amazon Virtual Private Cloud interface VPC endpoints** A
- **Another resource record set in this hosted zone:** Specify the type of the resource record set that you're creating the alias for. All values are supported except NS and SOA.

 **Note**

If you're creating an alias record that has the same name as the hosted zone (known as the zone apex), you can't route traffic to a record for which the value of Type is CNAME. This is because the alias record must have the same type as the record you're routing traffic to, and creating a CNAME record for the zone apex isn't supported even for an alias record.

Type: String

Valid Values: SOA | A | TXT | NS | CNAME | MX | NAPTR | PTR | SRV | SPF | AAAA | CAA | DS

Required: Yes

AliasTarget

Alias resource record sets only: Information about the AWS resource, such as a CloudFront distribution or an Amazon S3 bucket, that you want to route traffic to.

If you're creating resource records sets for a private hosted zone, note the following:

- You can't create an alias resource record set in a private hosted zone to route traffic to a CloudFront distribution.
- For information about creating failover resource record sets in a private hosted zone, see [Configuring Failover in a Private Hosted Zone](#) in the *Amazon Route 53 Developer Guide*.

Type: [AliasTarget](#) object

Required: No

CidrRoutingConfig

The object that is specified in resource record set object when you are linking a resource record set to a CIDR location.

A `LocationName` with an asterisk "*" can be used to create a default CIDR record. `CollectionId` is still required for default record.

Type: [CidrRoutingConfig](#) object

Required: No

Failover

Failover resource record sets only: To configure failover, you add the `Failover` element to two resource record sets. For one resource record set, you specify `PRIMARY` as the value for `Failover`; for the other resource record set, you specify `SECONDARY`. In addition, you include the `HealthCheckId` element and specify the health check that you want Amazon Route 53 to perform for each resource record set.

Except where noted, the following failover behaviors assume that you have included the `HealthCheckId` element in both resource record sets:

- When the primary resource record set is healthy, Route 53 responds to DNS queries with the applicable value from the primary resource record set regardless of the health of the secondary resource record set.
- When the primary resource record set is unhealthy and the secondary resource record set is healthy, Route 53 responds to DNS queries with the applicable value from the secondary resource record set.
- When the secondary resource record set is unhealthy, Route 53 responds to DNS queries with the applicable value from the primary resource record set regardless of the health of the primary resource record set.
- If you omit the `HealthCheckId` element for the secondary resource record set, and if the primary resource record set is unhealthy, Route 53 always responds to DNS queries with the applicable value from the secondary resource record set. This is true regardless of the health of the associated endpoint.

You can't create non-failover resource record sets that have the same values for the `Name` and `Type` elements as failover resource record sets.

For failover alias resource record sets, you must also include the `EvaluateTargetHealth` element and set the value to `true`.

For more information about configuring failover for Route 53, see the following topics in the *Amazon Route 53 Developer Guide*:

- [Route 53 Health Checks and DNS Failover](#)
- [Configuring Failover in a Private Hosted Zone](#)

Type: String

Valid Values: PRIMARY | SECONDARY

Required: No

GeoLocation

Geolocation resource record sets only: A complex type that lets you control how Amazon Route 53 responds to DNS queries based on the geographic origin of the query. For example, if you want all queries from Africa to be routed to a web server with an IP address of 192.0.2.111, create a resource record set with a Type of A and a ContinentCode of AF.

If you create separate resource record sets for overlapping geographic regions (for example, one resource record set for a continent and one for a country on the same continent), priority goes to the smallest geographic region. This allows you to route most queries for a continent to one resource and to route queries for a country on that continent to a different resource.

You can't create two geolocation resource record sets that specify the same geographic location.

The value * in the CountryCode element matches all geographic locations that aren't specified in other geolocation resource record sets that have the same values for the Name and Type elements.

Important

Geolocation works by mapping IP addresses to locations. However, some IP addresses aren't mapped to geographic locations, so even if you create geolocation resource record sets that cover all seven continents, Route 53 will receive some DNS queries from locations that it can't identify. We recommend that you create a resource record set for which the value of CountryCode is *. Two groups of queries are routed to the resource that you specify in this record: queries that come from locations for which you haven't created geolocation resource record sets and queries from IP addresses that aren't mapped to a location. If you don't create a * resource record set, Route 53 returns a "no answer" response for queries from those locations.

You can't create non-geolocation resource record sets that have the same values for the Name and Type elements as geolocation resource record sets.

Type: [GeoLocation](#) object

Required: No

GeoProximityLocation

GeoproximityLocation resource record sets only: A complex type that lets you control how Route 53 responds to DNS queries based on the geographic origin of the query and your resources.

Type: [GeoProximityLocation](#) object

Required: No

HealthCheckId

If you want Amazon Route 53 to return this resource record set in response to a DNS query only when the status of a health check is healthy, include the HealthCheckId element and specify the ID of the applicable health check.

Route 53 determines whether a resource record set is healthy based on one of the following:

- By periodically sending a request to the endpoint that is specified in the health check
- By aggregating the status of a specified group of health checks (calculated health checks)
- By determining the current state of a CloudWatch alarm (CloudWatch metric health checks)

Important

Route 53 doesn't check the health of the endpoint that is specified in the resource record set, for example, the endpoint specified by the IP address in the Value element. When you add a HealthCheckId element to a resource record set, Route 53 checks the health of the endpoint that you specified in the health check.

For more information, see the following topics in the *Amazon Route 53 Developer Guide*:

- [How Amazon Route 53 Determines Whether an Endpoint Is Healthy](#)
- [Route 53 Health Checks and DNS Failover](#)
- [Configuring Failover in a Private Hosted Zone](#)

When to Specify HealthCheckId

Specifying a value for `HealthCheckId` is useful only when Route 53 is choosing between two or more resource record sets to respond to a DNS query, and you want Route 53 to base the choice in part on the status of a health check. Configuring health checks makes sense only in the following configurations:

- **Non-alias resource record sets:** You're checking the health of a group of non-alias resource record sets that have the same routing policy, name, and type (such as multiple weighted records named `www.example.com` with a type of `A`) and you specify health check IDs for all the resource record sets.

If the health check status for a resource record set is healthy, Route 53 includes the record among the records that it responds to DNS queries with.

If the health check status for a resource record set is unhealthy, Route 53 stops responding to DNS queries using the value for that resource record set.

If the health check status for all resource record sets in the group is unhealthy, Route 53 considers all resource record sets in the group healthy and responds to DNS queries accordingly.

- **Alias resource record sets:** You specify the following settings:
 - You set `EvaluateTargetHealth` to true for an alias resource record set in a group of resource record sets that have the same routing policy, name, and type (such as multiple weighted records named `www.example.com` with a type of `A`).
 - You configure the alias resource record set to route traffic to a non-alias resource record set in the same hosted zone.
 - You specify a health check ID for the non-alias resource record set.

If the health check status is healthy, Route 53 considers the alias resource record set to be healthy and includes the alias record among the records that it responds to DNS queries with.

If the health check status is unhealthy, Route 53 stops responding to DNS queries using the alias resource record set.

Note

The alias resource record set can also route traffic to a *group* of non-alias resource record sets that have the same routing policy, name, and type. In that configuration,

associate health checks with all of the resource record sets in the group of non-alias resource record sets.

Geolocation Routing

For geolocation resource record sets, if an endpoint is unhealthy, Route 53 looks for a resource record set for the larger, associated geographic region. For example, suppose you have resource record sets for a state in the United States, for the entire United States, for North America, and a resource record set that has * for CountryCode is *, which applies to all locations. If the endpoint for the state resource record set is unhealthy, Route 53 checks for healthy resource record sets in the following order until it finds a resource record set for which the endpoint is healthy:

- The United States
- North America
- The default resource record set

Specifying the Health Check Endpoint by Domain Name

If your health checks specify the endpoint only by domain name, we recommend that you create a separate health check for each endpoint. For example, create a health check for each HTTP server that is serving content for `www.example.com`. For the value of `FullyQualifiedDomainName`, specify the domain name of the server (such as `us-east-2-www.example.com`), not the name of the resource record sets (`www.example.com`).

Important

Health check results will be unpredictable if you do the following:

- Create a health check that has the same value for `FullyQualifiedDomainName` as the name of a resource record set.
- Associate that health check with the resource record set.

Type: String

Length Constraints: Maximum length of 64.

Required: No

MultiValueAnswer

Multivalued answer resource record sets only: To route traffic approximately randomly to multiple resources, such as web servers, create one multivalued answer record for each resource and specify `true` for `MultiValueAnswer`. Note the following:

- If you associate a health check with a multivalued answer resource record set, Amazon Route 53 responds to DNS queries with the corresponding IP address only when the health check is healthy.
- If you don't associate a health check with a multivalued answer record, Route 53 always considers the record to be healthy.
- Route 53 responds to DNS queries with up to eight healthy records; if you have eight or fewer healthy records, Route 53 responds to all DNS queries with all the healthy records.
- If you have more than eight healthy records, Route 53 responds to different DNS resolvers with different combinations of healthy records.
- When all records are unhealthy, Route 53 responds to DNS queries with up to eight unhealthy records.
- If a resource becomes unavailable after a resolver caches a response, client software typically tries another of the IP addresses in the response.

You can't create multivalued answer alias records.

Type: Boolean

Required: No

Region

Latency-based resource record sets only: The Amazon EC2 Region where you created the resource that this resource record set refers to. The resource typically is an AWS resource, such as an EC2 instance or an ELB load balancer, and is referred to by an IP address or a DNS domain name, depending on the record type.

When Amazon Route 53 receives a DNS query for a domain name and type for which you have created latency resource record sets, Route 53 selects the latency resource record set that has the lowest latency between the end user and the associated Amazon EC2 Region. Route 53 then returns the value that is associated with the selected resource record set.

Note the following:

- You can only specify one `ResourceRecord` per latency resource record set.

- You can only create one latency resource record set for each Amazon EC2 Region.
- You aren't required to create latency resource record sets for all Amazon EC2 Regions. Route 53 will choose the region with the best latency from among the regions that you create latency resource record sets for.
- You can't create non-latency resource record sets that have the same values for the Name and Type elements as latency resource record sets.

Type: String

Length Constraints: Minimum length of 1. Maximum length of 64.

Valid Values: us-east-1 | us-east-2 | us-west-1 | us-west-2 | ca-central-1 | eu-west-1 | eu-west-2 | eu-west-3 | eu-central-1 | eu-central-2 | ap-southeast-1 | ap-southeast-2 | ap-southeast-3 | ap-northeast-1 | ap-northeast-2 | ap-northeast-3 | eu-north-1 | sa-east-1 | cn-north-1 | cn-northwest-1 | ap-east-1 | me-south-1 | me-central-1 | ap-south-1 | ap-south-2 | af-south-1 | eu-south-1 | eu-south-2 | ap-southeast-4 | il-central-1 | ca-west-1

Required: No

ResourceRecords

Information about the resource records to act upon.

Note

If you're creating an alias resource record set, omit ResourceRecords.

Type: Array of [ResourceRecord](#) objects

Array Members: Minimum number of 1 item.

Required: No

SetIdentifier

Resource record sets that have a routing policy other than simple: An identifier that differentiates among multiple resource record sets that have the same combination of name and type, such as multiple weighted resource record sets named acme.example.com that have a type of A. In a

group of resource record sets that have the same name and type, the value of `SetIdentifier` must be unique for each resource record set.

For information about routing policies, see [Choosing a Routing Policy](#) in the *Amazon Route 53 Developer Guide*.

Type: String

Length Constraints: Minimum length of 1. Maximum length of 128.

Required: No

TrafficPolicyInstanceId

When you create a traffic policy instance, Amazon Route 53 automatically creates a resource record set. `TrafficPolicyInstanceId` is the ID of the traffic policy instance that Route 53 created this resource record set for.

⚠ Important

To delete the resource record set that is associated with a traffic policy instance, use `DeleteTrafficPolicyInstance`. Route 53 will delete the resource record set automatically. If you delete the resource record set by using `ChangeResourceRecordSets`, Route 53 doesn't automatically delete the traffic policy instance, and you'll continue to be charged for it even though it's no longer in use.

Type: String

Length Constraints: Minimum length of 1. Maximum length of 36.

Required: No

TTL

The resource record cache time to live (TTL), in seconds. Note the following:

- If you're creating or updating an alias resource record set, omit TTL. Amazon Route 53 uses the value of TTL for the alias target.
- If you're associating this resource record set with a health check (if you're adding a `HealthCheckId` element), we recommend that you specify a TTL of 60 seconds or less so clients respond quickly to changes in health status.

- All of the resource record sets in a group of weighted resource record sets must have the same value for TTL.
- If a group of weighted resource record sets includes one or more weighted alias resource record sets for which the alias target is an ELB load balancer, we recommend that you specify a TTL of 60 seconds for all of the non-alias weighted resource record sets that have the same name and type. Values other than 60 seconds (the TTL for load balancers) will change the effect of the values that you specify for `Weight`.

Type: Long

Valid Range: Minimum value of 0. Maximum value of 2147483647.

Required: No

Weight

Weighted resource record sets only: Among resource record sets that have the same combination of DNS name and type, a value that determines the proportion of DNS queries that Amazon Route 53 responds to using the current resource record set. Route 53 calculates the sum of the weights for the resource record sets that have the same combination of DNS name and type. Route 53 then responds to queries based on the ratio of a resource's weight to the total. Note the following:

- You must specify a value for the `Weight` element for every weighted resource record set.
- You can only specify one `ResourceRecord` per weighted resource record set.
- You can't create latency, failover, or geolocation resource record sets that have the same values for the `Name` and `Type` elements as weighted resource record sets.
- You can create a maximum of 100 weighted resource record sets that have the same values for the `Name` and `Type` elements.
- For weighted (but not weighted alias) resource record sets, if you set `Weight` to 0 for a resource record set, Route 53 never responds to queries with the applicable value for that resource record set. However, if you set `Weight` to 0 for all resource record sets that have the same combination of DNS name and type, traffic is routed to all resources with equal probability.

The effect of setting `Weight` to 0 is different when you associate health checks with weighted resource record sets. For more information, see [Options for Configuring Route 53 Active-Active and Active-Passive Failover](#) in the *Amazon Route 53 Developer Guide*.

Type: Long

Valid Range: Minimum value of 0. Maximum value of 255.

Required: No

See Also

For more information about using this API in one of the language-specific AWS SDKs, see the following:

- [AWS SDK for C++](#)
- [AWS SDK for Java V2](#)
- [AWS SDK for Ruby V3](#)

ResourceTagSet

Service: Amazon Route 53

A complex type containing a resource and its associated tags.

Contents

ResourceId

The ID for the specified resource.

Type: String

Length Constraints: Maximum length of 64.

Required: No

ResourceType

The type of the resource.

- The resource type for health checks is `healthcheck`.
- The resource type for hosted zones is `hostedzone`.

Type: String

Valid Values: `healthcheck` | `hostedzone`

Required: No

Tags

The tags associated with the specified resource.

Type: Array of [Tag](#) objects

Array Members: Minimum number of 1 item. Maximum number of 10 items.

Required: No

See Also

For more information about using this API in one of the language-specific AWS SDKs, see the following:

- [AWS SDK for C++](#)
- [AWS SDK for Java V2](#)
- [AWS SDK for Ruby V3](#)

ReusableDelegationSetLimit

Service: Amazon Route 53

A complex type that contains the type of limit that you specified in the request and the current value for that limit.

Contents

Type

The limit that you requested: `MAX_ZONES_BY_REUSABLE_DELEGATION_SET`, the maximum number of hosted zones that you can associate with the specified reusable delegation set.

Type: String

Valid Values: `MAX_ZONES_BY_REUSABLE_DELEGATION_SET`

Required: Yes

Value

The current value for the `MAX_ZONES_BY_REUSABLE_DELEGATION_SET` limit.

Type: Long

Valid Range: Minimum value of 1.

Required: Yes

See Also

For more information about using this API in one of the language-specific AWS SDKs, see the following:

- [AWS SDK for C++](#)
- [AWS SDK for Java V2](#)
- [AWS SDK for Ruby V3](#)

StatusReport

Service: Amazon Route 53

A complex type that contains the status that one Amazon Route 53 health checker reports and the time of the health check.

Contents

CheckedTime

The date and time that the health checker performed the health check in [ISO 8601 format](#) and Coordinated Universal Time (UTC). For example, the value `2017-03-27T17:48:16.751Z` represents March 27, 2017 at 17:48:16.751 UTC.

Type: Timestamp

Required: No

Status

A description of the status of the health check endpoint as reported by one of the Amazon Route 53 health checkers.

Type: String

Required: No

See Also

For more information about using this API in one of the language-specific AWS SDKs, see the following:

- [AWS SDK for C++](#)
- [AWS SDK for Java V2](#)
- [AWS SDK for Ruby V3](#)

Tag

Service: Amazon Route 53

A complex type that contains information about a tag that you want to add or edit for the specified health check or hosted zone.

Contents

Key

The value of `Key` depends on the operation that you want to perform:

- **Add a tag to a health check or hosted zone:** `Key` is the name that you want to give the new tag.
- **Edit a tag:** `Key` is the name of the tag that you want to change the `Value` for.
- **Delete a key:** `Key` is the name of the tag you want to remove.
- **Give a name to a health check:** Edit the default `Name` tag. In the Amazon Route 53 console, the list of your health checks includes a **Name** column that lets you see the name that you've given to each health check.

Type: String

Length Constraints: Maximum length of 128.

Required: No

Value

The value of `Value` depends on the operation that you want to perform:

- **Add a tag to a health check or hosted zone:** `Value` is the value that you want to give the new tag.
- **Edit a tag:** `Value` is the new value that you want to assign the tag.

Type: String

Length Constraints: Maximum length of 256.

Required: No

See Also

For more information about using this API in one of the language-specific AWS SDKs, see the following:

- [AWS SDK for C++](#)
- [AWS SDK for Java V2](#)
- [AWS SDK for Ruby V3](#)

TrafficPolicy

Service: Amazon Route 53

A complex type that contains settings for a traffic policy.

Contents

Document

The definition of a traffic policy in JSON format. You specify the JSON document to use for a new traffic policy in the `CreateTrafficPolicy` request. For more information about the JSON format, see [Traffic Policy Document Format](#).

Type: String

Length Constraints: Maximum length of 102400.

Required: Yes

Id

The ID that Amazon Route 53 assigned to a traffic policy when you created it.

Type: String

Length Constraints: Minimum length of 1. Maximum length of 36.

Required: Yes

Name

The name that you specified when you created the traffic policy.

Type: String

Length Constraints: Maximum length of 512.

Required: Yes

Type

The DNS type of the resource record sets that Amazon Route 53 creates when you use a traffic policy to create a traffic policy instance.

Type: String

Valid Values: SOA | A | TXT | NS | CNAME | MX | NAPTR | PTR | SRV | SPF | AAAA | CAA | DS

Required: Yes

Version

The version number that Amazon Route 53 assigns to a traffic policy. For a new traffic policy, the value of Version is always 1.

Type: Integer

Valid Range: Minimum value of 1. Maximum value of 1000.

Required: Yes

Comment

The comment that you specify in the CreateTrafficPolicy request, if any.

Type: String

Length Constraints: Maximum length of 1024.

Required: No

See Also

For more information about using this API in one of the language-specific AWS SDKs, see the following:

- [AWS SDK for C++](#)
- [AWS SDK for Java V2](#)
- [AWS SDK for Ruby V3](#)

TrafficPolicyInstance

Service: Amazon Route 53

A complex type that contains settings for the new traffic policy instance.

Contents

HostedZoneId

The ID of the hosted zone that Amazon Route 53 created resource record sets in.

Type: String

Length Constraints: Maximum length of 32.

Required: Yes

Id

The ID that Amazon Route 53 assigned to the new traffic policy instance.

Type: String

Length Constraints: Minimum length of 1. Maximum length of 36.

Required: Yes

Message

If `State` is `Failed`, an explanation of the reason for the failure. If `State` is another value, `Message` is empty.

Type: String

Length Constraints: Maximum length of 1024.

Required: Yes

Name

The DNS name, such as `www.example.com`, for which Amazon Route 53 responds to queries by using the resource record sets that are associated with this traffic policy instance.

Type: String

Length Constraints: Maximum length of 1024.

Required: Yes

State

The value of `State` is one of the following values:

Applied

Amazon Route 53 has finished creating resource record sets, and changes have propagated to all Route 53 edge locations.

Creating

Route 53 is creating the resource record sets. Use `GetTrafficPolicyInstance` to confirm that the `CreateTrafficPolicyInstance` request completed successfully.

Failed

Route 53 wasn't able to create or update the resource record sets. When the value of `State` is `Failed`, see `Message` for an explanation of what caused the request to fail.

Type: String

Required: Yes

TrafficPolicyId

The ID of the traffic policy that Amazon Route 53 used to create resource record sets in the specified hosted zone.

Type: String

Length Constraints: Minimum length of 1. Maximum length of 36.

Required: Yes

TrafficPolicyType

The DNS type that Amazon Route 53 assigned to all of the resource record sets that it created for this traffic policy instance.

Type: String

Valid Values: SOA | A | TXT | NS | CNAME | MX | NAPTR | PTR | SRV | SPF | AAAA | CAA | DS

Required: Yes

TrafficPolicyVersion

The version of the traffic policy that Amazon Route 53 used to create resource record sets in the specified hosted zone.

Type: Integer

Valid Range: Minimum value of 1. Maximum value of 1000.

Required: Yes

TTL

The TTL that Amazon Route 53 assigned to all of the resource record sets that it created in the specified hosted zone.

Type: Long

Valid Range: Minimum value of 0. Maximum value of 2147483647.

Required: Yes

See Also

For more information about using this API in one of the language-specific AWS SDKs, see the following:

- [AWS SDK for C++](#)
- [AWS SDK for Java V2](#)
- [AWS SDK for Ruby V3](#)

TrafficPolicySummary

Service: Amazon Route 53

A complex type that contains information about the latest version of one traffic policy that is associated with the current AWS account.

Contents

Id

The ID that Amazon Route 53 assigned to the traffic policy when you created it.

Type: String

Length Constraints: Minimum length of 1. Maximum length of 36.

Required: Yes

LatestVersion

The version number of the latest version of the traffic policy.

Type: Integer

Valid Range: Minimum value of 1. Maximum value of 1000.

Required: Yes

Name

The name that you specified for the traffic policy when you created it.

Type: String

Length Constraints: Maximum length of 512.

Required: Yes

TrafficPolicyCount

The number of traffic policies that are associated with the current AWS account.

Type: Integer

Valid Range: Minimum value of 1. Maximum value of 1000.

Required: Yes

Type

The DNS type of the resource record sets that Amazon Route 53 creates when you use a traffic policy to create a traffic policy instance.

Type: String

Valid Values: SOA | A | TXT | NS | CNAME | MX | NAPTR | PTR | SRV | SPF | AAAA | CAA | DS

Required: Yes

See Also

For more information about using this API in one of the language-specific AWS SDKs, see the following:

- [AWS SDK for C++](#)
- [AWS SDK for Java V2](#)
- [AWS SDK for Ruby V3](#)

VPC

Service: Amazon Route 53

(Private hosted zones only) A complex type that contains information about an Amazon VPC.

If you associate a private hosted zone with an Amazon VPC when you make a [CreateHostedZone](#) request, the following parameters are also required.

Contents

VPCId

(Private hosted zones only) The ID of an Amazon VPC.

Type: String

Length Constraints: Maximum length of 1024.

Required: No

VPCRegion

(Private hosted zones only) The region that an Amazon VPC was created in.

Type: String

Length Constraints: Minimum length of 1. Maximum length of 64.

Valid Values: us-east-1 | us-east-2 | us-west-1 | us-west-2 | eu-west-1 | eu-west-2 | eu-west-3 | eu-central-1 | eu-central-2 | ap-east-1 | me-south-1 | us-gov-west-1 | us-gov-east-1 | us-iso-east-1 | us-iso-west-1 | us-isob-east-1 | me-central-1 | ap-southeast-1 | ap-southeast-2 | ap-southeast-3 | ap-south-1 | ap-south-2 | ap-northeast-1 | ap-northeast-2 | ap-northeast-3 | eu-north-1 | sa-east-1 | ca-central-1 | cn-north-1 | af-south-1 | eu-south-1 | eu-south-2 | ap-southeast-4 | il-central-1 | ca-west-1

Required: No

See Also

For more information about using this API in one of the language-specific AWS SDKs, see the following:

- [AWS SDK for C++](#)
- [AWS SDK for Java V2](#)
- [AWS SDK for Ruby V3](#)

Amazon Route 53 domain registration

The following data types are supported by Amazon Route 53 domain registration:

- [BillingRecord](#)
- [Consent](#)
- [ContactDetail](#)
- [DnssecKey](#)
- [DnssecSigningAttributes](#)
- [DomainPrice](#)
- [DomainSuggestion](#)
- [DomainSummary](#)
- [DomainTransferability](#)
- [ExtraParam](#)
- [FilterCondition](#)
- [Nameserver](#)
- [OperationSummary](#)
- [PriceWithCurrency](#)
- [SortCondition](#)
- [Tag](#)

BillingRecord

Service: Amazon Route 53 domain registration

Information for one billing record.

Contents

BillDate

The date that the operation was billed, in Unix format.

Type: Timestamp

Required: No

DomainName

The name of the domain that the billing record applies to. If the domain name contains characters other than a-z, 0-9, and - (hyphen), such as an internationalized domain name, then this value is in Punycode. For more information, see [DNS Domain Name Format](#) in the *Amazon Route 53 Developer Guide*.

Type: String

Length Constraints: Maximum length of 255.

Required: No

InvoiceId

The ID of the invoice that is associated with the billing record.

Type: String

Required: No

Operation

The operation that you were charged for.

Type: String

Valid Values: REGISTER_DOMAIN | DELETE_DOMAIN | TRANSFER_IN_DOMAIN |
UPDATE_DOMAIN_CONTACT | UPDATE_NAMESERVER | CHANGE_PRIVACY_PROTECTION

| DOMAIN_LOCK | ENABLE_AUTORENEW | DISABLE_AUTORENEW |
ADD_DNSSEC | REMOVE_DNSSEC | EXPIRE_DOMAIN | TRANSFER_OUT_DOMAIN
| CHANGE_DOMAIN_OWNER | RENEW_DOMAIN | PUSH_DOMAIN |
INTERNAL_TRANSFER_OUT_DOMAIN | INTERNAL_TRANSFER_IN_DOMAIN |
RELEASE_TO_GANDI | TRANSFER_ON_RENEW

Required: No

Price

The price that you were charged for the operation, in US dollars.

Example value: 12.0

Type: Double

Required: No

See Also

For more information about using this API in one of the language-specific AWS SDKs, see the following:

- [AWS SDK for C++](#)
- [AWS SDK for Java V2](#)
- [AWS SDK for Ruby V3](#)

Consent

Service: Amazon Route 53 domain registration

Customer's consent for the owner change request.

Contents

Currency

Currency for the `MaxPrice`.

Type: String

Length Constraints: Fixed length of 3.

Required: Yes

MaxPrice

Maximum amount the customer agreed to accept.

Type: Double

Required: Yes

See Also

For more information about using this API in one of the language-specific AWS SDKs, see the following:

- [AWS SDK for C++](#)
- [AWS SDK for Java V2](#)
- [AWS SDK for Ruby V3](#)

ContactDetail

Service: Amazon Route 53 domain registration

ContactDetail includes the following elements.

Contents

AddressLine1

First line of the contact's address.

Type: String

Length Constraints: Maximum length of 255.

Required: No

AddressLine2

Second line of contact's address, if any.

Type: String

Length Constraints: Maximum length of 255.

Required: No

City

The city of the contact's address.

Type: String

Length Constraints: Maximum length of 255.

Required: No

ContactType

Indicates whether the contact is a person, company, association, or public organization. Note the following:

- If you specify a value other than PERSON, you must also specify a value for `OrganizationName`.

- For some TLDs, the privacy protection available depends on the value that you specify for `ContactType`. For the privacy protection settings for your TLD, see [Domains that You Can Register with Amazon Route 53](#) in the *Amazon Route 53 Developer Guide*
- For .es domains, the value of `ContactType` must be PERSON for all three contacts.

Type: String

Valid Values: PERSON | COMPANY | ASSOCIATION | PUBLIC_BODY | RESELLER

Required: No

CountryCode

Code for the country of the contact's address.

Type: String

Valid Values: AC | AD | AE | AF | AG | AI | AL | AM | AN | AO | AQ | AR | AS
| AT | AU | AW | AX | AZ | BA | BB | BD | BE | BF | BG | BH | BI | BJ |
BL | BM | BN | BO | BQ | BR | BS | BT | BV | BW | BY | BZ | CA | CC | CD
| CF | CG | CH | CI | CK | CL | CM | CN | CO | CR | CU | CV | CW | CX |
CY | CZ | DE | DJ | DK | DM | DO | DZ | EC | EE | EG | EH | ER | ES | ET
| FI | FJ | FK | FM | FO | FR | GA | GB | GD | GE | GF | GG | GH | GI |
GL | GM | GN | GP | GQ | GR | GS | GT | GU | GW | GY | HK | HM | HN | HR
| HT | HU | ID | IE | IL | IM | IN | IO | IQ | IR | IS | IT | JE | JM |
JO | JP | KE | KG | KH | KI | KM | KN | KP | KR | KW | KY | KZ | LA | LB
| LC | LI | LK | LR | LS | LT | LU | LV | LY | MA | MC | MD | ME | MF |
MG | MH | MK | ML | MM | MN | MO | MP | MQ | MR | MS | MT | MU | MV | MW
| MX | MY | MZ | NA | NC | NE | NF | NG | NI | NL | NO | NP | NR | NU |
NZ | OM | PA | PE | PF | PG | PH | PK | PL | PM | PN | PR | PS | PT | PW
| PY | QA | RE | RO | RS | RU | RW | SA | SB | SC | SD | SE | SG | SH |
SI | SJ | SK | SL | SM | SN | SO | SR | SS | ST | SV | SX | SY | SZ | TC
| TD | TF | TG | TH | TJ | TK | TL | TM | TN | TO | TP | TR | TT | TV |
TW | TZ | UA | UG | US | UY | UZ | VA | VC | VE | VG | VI | VN | VU | WF
| WS | YE | YT | ZA | ZM | ZW

Required: No

Email

Email address of the contact.

Type: String

Length Constraints: Maximum length of 254.

Required: No

ExtraParams

A list of name-value pairs for parameters required by certain top-level domains.

Type: Array of [ExtraParam](#) objects

Required: No

Fax

Fax number of the contact.

Constraints: Phone number must be specified in the format "[country dialing code].[number including any area code]". For example, a US phone number might appear as "+1.1234567890".

Type: String

Length Constraints: Maximum length of 30.

Required: No

FirstName

First name of contact.

Type: String

Length Constraints: Maximum length of 255.

Required: No

LastName

Last name of contact.

Type: String

Length Constraints: Maximum length of 255.

Required: No

OrganizationName

Name of the organization for contact types other than PERSON.

Type: String

Length Constraints: Maximum length of 255.

Required: No

PhoneNumber

The phone number of the contact.

Constraints: Phone number must be specified in the format "[country dialing code].[number including any area code>". For example, a US phone number might appear as "+1.1234567890".

Type: String

Length Constraints: Maximum length of 30.

Required: No

State

The state or province of the contact's city.

Type: String

Length Constraints: Maximum length of 255.

Required: No

ZipCode

The zip or postal code of the contact's address.

Type: String

Length Constraints: Maximum length of 255.

Required: No

See Also

For more information about using this API in one of the language-specific AWS SDKs, see the following:

- [AWS SDK for C++](#)
- [AWS SDK for Java V2](#)
- [AWS SDK for Ruby V3](#)

DnssecKey

Service: Amazon Route 53 domain registration

Information about the DNSSEC key.

You get this from your DNS provider and then give it to Route 53 (by using [AssociateDelegationSignerToDomain](#)) to pass it to the registry to establish the chain of trust.

Contents

Algorithm

The number of the public key's cryptographic algorithm according to an [IANA](#) assignment.

If Route 53 is your DNS service, set this to 13.

For more information about enabling DNSSEC signing, see [Enabling DNSSEC signing and establishing a chain of trust](#).

Type: Integer

Required: No

Digest

The delegation signer digest.

Digest is calculated from the public key provided using specified digest algorithm and this digest is the actual value returned from the registry nameservers as the value of DS records.

Type: String

Required: No

DigestType

The number of the DS digest algorithm according to an IANA assignment.

For more information, see [IANA](#) for DNSSEC Delegation Signer (DS) Resource Record (RR) Type Digest Algorithms.

Type: Integer

Required: No

Flags

Defines the type of key. It can be either a KSK (key-signing-key, value 257) or ZSK (zone-signing-key, value 256). Using KSK is always encouraged. Only use ZSK if your DNS provider isn't Route 53 and you don't have KSK available.

If you have KSK and ZSK keys, always use KSK to create a delegations signer (DS) record. If you have ZSK keys only – use ZSK to create a DS record.

Type: Integer

Required: No

Id

An ID assigned to each DS record created by [AssociateDelegationSignerToDomain](#).

Type: String

Required: No

KeyTag

A numeric identification of the DNSKEY record referred to by this DS record.

Type: Integer

Required: No

PublicKey

The base64-encoded public key part of the key pair that is passed to the registry .

Type: String

Length Constraints: Maximum length of 32768.

Required: No

See Also

For more information about using this API in one of the language-specific AWS SDKs, see the following:

- [AWS SDK for C++](#)
- [AWS SDK for Java V2](#)
- [AWS SDK for Ruby V3](#)

DnssecSigningAttributes

Service: Amazon Route 53 domain registration

Information about a delegation signer (DS) record that was created in the registry by [AssociateDelegationSignerToDomain](#).

Contents

Algorithm

Algorithm which was used to generate the digest from the public key.

Type: Integer

Required: No

Flags

Defines the type of key. It can be either a KSK (key-signing-key, value 257) or ZSK (zone-signing-key, value 256). Using KSK is always encouraged. Only use ZSK if your DNS provider isn't Route 53 and you don't have KSK available.

If you have KSK and ZSK keys, always use KSK to create a delegations signer (DS) record. If you have ZSK keys only – use ZSK to create a DS record.

Type: Integer

Required: No

PublicKey

The base64-encoded public key part of the key pair that is passed to the registry.

Type: String

Length Constraints: Maximum length of 32768.

Required: No

See Also

For more information about using this API in one of the language-specific AWS SDKs, see the following:

- [AWS SDK for C++](#)
- [AWS SDK for Java V2](#)
- [AWS SDK for Ruby V3](#)

DomainPrice

Service: Amazon Route 53 domain registration

Information about the domain price associated with a TLD.

Contents

ChangeOwnershipPrice

The price for changing domain ownership.

Type: [PriceWithCurrency](#) object

Required: No

Name

The name of the TLD for which the prices apply.

Type: String

Length Constraints: Minimum length of 1. Maximum length of 255.

Required: No

RegistrationPrice

The price for domain registration with Route 53.

Type: [PriceWithCurrency](#) object

Required: No

RenewalPrice

The price for renewing domain registration with Route 53.

Type: [PriceWithCurrency](#) object

Required: No

RestorationPrice

The price for restoring the domain with Route 53.

Type: [PriceWithCurrency](#) object

Required: No

TransferPrice

The price for transferring the domain registration to Route 53.

Type: [PriceWithCurrency](#) object

Required: No

See Also

For more information about using this API in one of the language-specific AWS SDKs, see the following:

- [AWS SDK for C++](#)
- [AWS SDK for Java V2](#)
- [AWS SDK for Ruby V3](#)

DomainSuggestion

Service: Amazon Route 53 domain registration

Information about one suggested domain name.

Contents

Availability

Whether the domain name is available for registering.

Note

You can register only the domains that are designated as AVAILABLE.

Valid values:

AVAILABLE

The domain name is available.

AVAILABLE_RESERVED

The domain name is reserved under specific conditions.

AVAILABLE_PREORDER

The domain name is available and can be preordered.

DONT_KNOW

The TLD registry didn't reply with a definitive answer about whether the domain name is available. Route 53 can return this response for a variety of reasons, for example, the registry is performing maintenance. Try again later.

PENDING

The TLD registry didn't return a response in the expected amount of time. When the response is delayed, it usually takes just a few extra seconds. You can resubmit the request immediately.

RESERVED

The domain name has been reserved for another person or organization.

UNAVAILABLE

The domain name is not available.

UNAVAILABLE_PREMIUM

The domain name is not available.

UNAVAILABLE_RESTRICTED

The domain name is forbidden.

Type: String

Required: No

DomainName

A suggested domain name.

Type: String

Length Constraints: Maximum length of 255.

Required: No

See Also

For more information about using this API in one of the language-specific AWS SDKs, see the following:

- [AWS SDK for C++](#)
- [AWS SDK for Java V2](#)
- [AWS SDK for Ruby V3](#)

DomainSummary

Service: Amazon Route 53 domain registration

Summary information about one domain.

Contents

AutoRenew

Indicates whether the domain is automatically renewed upon expiration.

Type: Boolean

Required: No

DomainName

The name of the domain that the summary information applies to.

Type: String

Length Constraints: Maximum length of 255.

Required: No

Expiry

Expiration date of the domain in Unix time format and Coordinated Universal Time (UTC).

Type: Timestamp

Required: No

TransferLock

Indicates whether a domain is locked from unauthorized transfer to another party.

Type: Boolean

Required: No

See Also

For more information about using this API in one of the language-specific AWS SDKs, see the following:

- [AWS SDK for C++](#)
- [AWS SDK for Java V2](#)
- [AWS SDK for Ruby V3](#)

DomainTransferability

Service: Amazon Route 53 domain registration

A complex type that contains information about whether the specified domain can be transferred to Route 53.

Contents

Transferable

Whether the domain name can be transferred to Route 53.

Note

You can transfer only domains that have a value of TRANSFERABLE or Transferable.

Valid values:

TRANSFERABLE

The domain name can be transferred to Route 53.

UNTRANSFERRABLE

The domain name can't be transferred to Route 53.

DONT_KNOW

Reserved for future use.

DOMAIN_IN_OWN_ACCOUNT

The domain already exists in the current AWS account.

DOMAIN_IN_ANOTHER_ACCOUNT

The domain exists in another AWS account.

PREMIUM_DOMAIN

Premium domain transfer is not supported.

Type: String

Valid Values: TRANSFERABLE | UNTRANSFERABLE | DONT_KNOW |
DOMAIN_IN_OWN_ACCOUNT | DOMAIN_IN_ANOTHER_ACCOUNT | PREMIUM_DOMAIN

Required: No

See Also

For more information about using this API in one of the language-specific AWS SDKs, see the following:

- [AWS SDK for C++](#)
- [AWS SDK for Java V2](#)
- [AWS SDK for Ruby V3](#)

ExtraParam

Service: Amazon Route 53 domain registration

ExtraParam includes the following elements.

Contents

Name

The name of an additional parameter that is required by a top-level domain. Here are the top-level domains that require additional parameters and the names of the parameters that they require:

.com.au and .net.au

- AU_ID_NUMBER
- AU_ID_TYPE

Valid values include the following:

- ABN (Australian business number)
- ACN (Australian company number)
- TM (Trademark number)

.ca

- BRAND_NUMBER
- CA_BUSINESS_ENTITY_TYPE

Valid values include the following:

- BANK (Bank)
- COMMERCIAL_COMPANY (Commercial company)
- COMPANY (Company)
- COOPERATION (Cooperation)
- COOPERATIVE (Cooperative)
- COOPRIX (Cooprix)
- CORP (Corporation)
- CREDIT_UNION (Credit union)
- FOMIA (Federation of mutual insurance associations)

- INC (Incorporated)
- LTD (Limited)
- LTEE (Limitée)
- LLC (Limited liability corporation)
- LLP (Limited liability partnership)
- LTE (Lte.)
- MBA (Mutual benefit association)
- MIC (Mutual insurance company)
- NFP (Not-for-profit corporation)
- SA (S.A.)
- SAVINGS_COMPANY (Savings company)
- SAVINGS_UNION (Savings union)
- SARL (Société à responsabilité limitée)
- TRUST (Trust)
- ULC (Unlimited liability corporation)
- CA_LEGAL_TYPE

When ContactType is PERSON, valid values include the following:

- ABO (Aboriginal Peoples indigenous to Canada)
- CCT (Canadian citizen)
- LGR (Legal Representative of a Canadian Citizen or Permanent Resident)
- RES (Permanent resident of Canada)

When ContactType is a value other than PERSON, valid values include the following:

- ASS (Canadian unincorporated association)
- CCO (Canadian corporation)
- EDU (Canadian educational institution)
- GOV (Government or government entity in Canada)
- HOP (Canadian Hospital)
- INB (Indian Band recognized by the Indian Act of Canada)
- LAM (Canadian Library, Archive, or Museum)

- MAJ (Her/His Majesty the Queen/King)
- OMK (Official mark registered in Canada)
- PLT (Canadian Political Party)
- PRT (Partnership Registered in Canada)
- TDM (Trademark registered in Canada)
- TRD (Canadian Trade Union)
- TRS (Trust established in Canada)

.es

- ES_IDENTIFICATION

The value of ES_IDENTIFICATION depends on the following values:

- The value of ES_LEGAL_FORM
- The value of ES_IDENTIFICATION_TYPE

If ES_LEGAL_FORM is any value other than INDIVIDUAL:

- Specify 1 letter + 8 numbers (CIF [Certificado de Identificación Fiscal])
- Example: B12345678

If ES_LEGAL_FORM is INDIVIDUAL, the value that you specify for ES_IDENTIFICATION depends on the value of ES_IDENTIFICATION_TYPE:

- If ES_IDENTIFICATION_TYPE is DNI_AND_NIF (for Spanish contacts):
 - Specify 8 numbers + 1 letter (DNI [Documento Nacional de Identidad], NIF [Número de Identificación Fiscal])
 - Example: 12345678M
- If ES_IDENTIFICATION_TYPE is NIE (for foreigners with legal residence):
 - Specify 1 letter + 7 numbers + 1 letter (NIE [Número de Identidad de Extranjero])
 - Example: Y1234567X
- If ES_IDENTIFICATION_TYPE is OTHER (for contacts outside of Spain):
 - Specify a passport number, drivers license number, or national identity card number
- ES_IDENTIFICATION_TYPE

Valid values include the following:

- DNI_AND_NIF (For Spanish contacts)

- NIE (For foreigners with legal residence)
- OTHER (For contacts outside of Spain)
- ES_LEGAL_FORM

Valid values include the following:

- ASSOCIATION
- CENTRAL_GOVERNMENT_BODY
- CIVIL_SOCIETY
- COMMUNITY_OF_OWNERS
- COMMUNITY_PROPERTY
- CONSULATE
- COOPERATIVE
- DESIGNATION_OF_ORIGIN_SUPERVISORY_COUNCIL
- ECONOMIC_INTEREST_GROUP
- EMBASSY
- ENTITY_MANAGING_NATURAL_AREAS
- FARM_PARTNERSHIP
- FOUNDATION
- GENERAL_AND_LIMITED_PARTNERSHIP
- GENERAL_PARTNERSHIP
- INDIVIDUAL
- LIMITED_COMPANY
- LOCAL_AUTHORITY
- LOCAL_PUBLIC_ENTITY
- MUTUAL_INSURANCE_COMPANY
- NATIONAL_PUBLIC_ENTITY
- ORDER_OR_RELIGIOUS_INSTITUTION
- OTHERS (Only for contacts outside of Spain)
- POLITICAL_PARTY

- PROFESSIONAL_ASSOCIATION
- PUBLIC_LAW_ASSOCIATION

- PUBLIC_LIMITED_COMPANY
- REGIONAL_GOVERNMENT_BODY
- REGIONAL_PUBLIC_ENTITY
- SAVINGS_BANK
- SPANISH_OFFICE
- SPORTS_ASSOCIATION
- SPORTS_FEDERATION
- SPORTS_LIMITED_COMPANY
- TEMPORARY_ALLIANCE_OF_ENTERPRISES
- TRADE_UNION
- WORKER_OWNED_COMPANY
- WORKER_OWNED_LIMITED_COMPANY

.eu

- EU_COUNTRY_OF_CITIZENSHIP

.fi

- BIRTH_DATE_IN_YYYY_MM_DD
- FI_BUSINESS_NUMBER
- FI_ID_NUMBER
- FI_NATIONALITY

Valid values include the following:

- FINNISH
- NOT_FINNISH
- FI_ORGANIZATION_TYPE

Valid values include the following:

- COMPANY
- CORPORATION
- GOVERNMENT
- INSTITUTION

- PUBLIC_COMMUNITY
- TOWNSHIP

.it

- IT_NATIONALITY
- IT_PIN
- IT_REGISTRANT_ENTITY_TYPE

Valid values include the following:

- FOREIGNERS
- FREELANCE_WORKERS (Freelance workers and professionals)
- ITALIAN_COMPANIES (Italian companies and one-person companies)
- NON_PROFIT_ORGANIZATIONS
- OTHER_SUBJECTS
- PUBLIC_ORGANIZATIONS

.ru

- BIRTH_DATE_IN_YYYY_MM_DD
- RU_PASSPORT_DATA

.se

- BIRTH_COUNTRY
- SE_ID_NUMBER

.sg

- SG_ID_NUMBER

.uk, .co.uk, .me.uk, and .org.uk

- UK_CONTACT_TYPE

Valid values include the following:

- CRC (UK Corporation by Royal Charter)
- FCORP (Non-UK Corporation)
- FIND (Non-UK Individual, representing self)
- FOTHER (Non-UK Entity that does not fit into any other category)
- GOV (UK Government Body)

- IND (UK Individual (representing self))
- IP (UK Industrial/Provident Registered Company)
- LLP (UK Limited Liability Partnership)
- LTD (UK Limited Company)
- OTHER (UK Entity that does not fit into any other category)
- PLC (UK Public Limited Company)
- PTNR (UK Partnership)
- RCHAR (UK Registered Charity)
- SCH (UK School)
- STAT (UK Statutory Body)
- STRA (UK Sole Trader)
- UK_COMPANY_NUMBER

In addition, many TLDs require a VAT_NUMBER.

Type: String

Valid Values: DUNS_NUMBER | BRAND_NUMBER | BIRTH_DEPARTMENT | BIRTH_DATE_IN_YYYY_MM_DD | BIRTH_COUNTRY | BIRTH_CITY | DOCUMENT_NUMBER | AU_ID_NUMBER | AU_ID_TYPE | CA_LEGAL_TYPE | CA_BUSINESS_ENTITY_TYPE | CA_LEGAL_REPRESENTATIVE | CA_LEGAL_REPRESENTATIVE_CAPACITY | ES_IDENTIFICATION | ES_IDENTIFICATION_TYPE | ES_LEGAL_FORM | FI_BUSINESS_NUMBER | FI_ID_NUMBER | FI_NATIONALITY | FI_ORGANIZATION_TYPE | IT_NATIONALITY | IT_PIN | IT_REGISTRANT_ENTITY_TYPE | RU_PASSPORT_DATA | SE_ID_NUMBER | SG_ID_NUMBER | VAT_NUMBER | UK_CONTACT_TYPE | UK_COMPANY_NUMBER | EU_COUNTRY_OF_CITIZENSHIP | AU_PRIORITY_TOKEN

Required: Yes

Value

The value that corresponds with the name of an extra parameter.

Type: String

Length Constraints: Maximum length of 2048.

Required: Yes

See Also

For more information about using this API in one of the language-specific AWS SDKs, see the following:

- [AWS SDK for C++](#)
- [AWS SDK for Java V2](#)
- [AWS SDK for Ruby V3](#)

FilterCondition

Service: Amazon Route 53 domain registration

Information for the filtering of a list of domains returned by [ListDomains](#).

Contents

Name

Name of the field which should be used for filtering the list of domains.

Type: String

Valid Values: DomainName | Expiry

Required: Yes

Operator

The operator values for filtering domain names. The values can be:

- LE: Less than, or equal to
- GE: Greater than, or equal to
- BEGINS_WITH: Begins with

Type: String

Valid Values: LE | GE | BEGINS_WITH

Required: Yes

Values

An array of strings presenting values to compare. Only 1 item in the list is currently supported.

Type: Array of strings

Array Members: Fixed number of 1 item.

Length Constraints: Minimum length of 1. Maximum length of 1024.

Required: Yes

See Also

For more information about using this API in one of the language-specific AWS SDKs, see the following:

- [AWS SDK for C++](#)
- [AWS SDK for Java V2](#)
- [AWS SDK for Ruby V3](#)

Nameserver

Service: Amazon Route 53 domain registration

Name server includes the following elements.

Contents

Name

The fully qualified host name of the name server.

Constraint: Maximum 255 characters

Type: String

Length Constraints: Maximum length of 255.

Pattern: `[a-zA-Z0-9_\-\.]*`

Required: Yes

GlueIps

Glue IP address of a name server entry. Glue IP addresses are required only when the name of the name server is a subdomain of the domain. For example, if your domain is `example.com` and the name server for the domain is `ns.example.com`, you need to specify the IP address for `ns.example.com`.

Constraints: The list can contain only one IPv4 and one IPv6 address.

Type: Array of strings

Length Constraints: Maximum length of 45.

Required: No

See Also

For more information about using this API in one of the language-specific AWS SDKs, see the following:

- [AWS SDK for C++](#)

- [AWS SDK for Java V2](#)
- [AWS SDK for Ruby V3](#)

OperationSummary

Service: Amazon Route 53 domain registration

OperationSummary includes the following elements.

Contents

DomainName

Name of the domain.

Type: String

Length Constraints: Maximum length of 255.

Required: No

LastUpdatedDate

The date when the last change was made in Unix time format and Coordinated Universal Time (UTC).

Type: Timestamp

Required: No

Message

Message about the operation.

Type: String

Required: No

OperationId

Identifier returned to track the requested action.

Type: String

Length Constraints: Maximum length of 255.

Required: No

Status

The current status of the requested operation in the system.

Type: String

Valid Values: SUBMITTED | IN_PROGRESS | ERROR | SUCCESSFUL | FAILED

Required: No

StatusFlag

Automatically checks whether there are no outstanding operations on domains that need customer attention.

Valid values are:

- PENDING_ACCEPTANCE: The operation is waiting for acceptance from the account that is receiving the domain.
- PENDING_CUSTOMER_ACTION: The operation is waiting for customer action, for example, returning an email.
- PENDING_AUTHORIZATION: The operation is waiting for the form of authorization. For more information, see [ResendOperationAuthorization](#).
- PENDING_PAYMENT_VERIFICATION: The operation is waiting for the payment method to validate.
- PENDING_SUPPORT_CASE: The operation includes a support case and is waiting for its resolution.

Type: String

Valid Values: PENDING_ACCEPTANCE | PENDING_CUSTOMER_ACTION | PENDING_AUTHORIZATION | PENDING_PAYMENT_VERIFICATION | PENDING_SUPPORT_CASE

Required: No

SubmittedDate

The date when the request was submitted.

Type: Timestamp

Required: No

Type

Type of the action requested.

Type: String

Valid Values: REGISTER_DOMAIN | DELETE_DOMAIN | TRANSFER_IN_DOMAIN | UPDATE_DOMAIN_CONTACT | UPDATE_NAMESERVER | CHANGE_PRIVACY_PROTECTION | DOMAIN_LOCK | ENABLE_AUTORENEW | DISABLE_AUTORENEW | ADD_DNSSEC | REMOVE_DNSSEC | EXPIRE_DOMAIN | TRANSFER_OUT_DOMAIN | CHANGE_DOMAIN_OWNER | RENEW_DOMAIN | PUSH_DOMAIN | INTERNAL_TRANSFER_OUT_DOMAIN | INTERNAL_TRANSFER_IN_DOMAIN | RELEASE_TO_GANDI | TRANSFER_ON_RENEW

Required: No

See Also

For more information about using this API in one of the language-specific AWS SDKs, see the following:

- [AWS SDK for C++](#)
- [AWS SDK for Java V2](#)
- [AWS SDK for Ruby V3](#)

PriceWithCurrency

Service: Amazon Route 53 domain registration

Currency-specific price information.

Contents

Currency

The currency specifier.

Type: String

Length Constraints: Fixed length of 3.

Required: Yes

Price

The price of a domain, in a specific currency.

Type: Double

Required: Yes

See Also

For more information about using this API in one of the language-specific AWS SDKs, see the following:

- [AWS SDK for C++](#)
- [AWS SDK for Java V2](#)
- [AWS SDK for Ruby V3](#)

SortCondition

Service: Amazon Route 53 domain registration

Information for sorting a list of domains.

Contents

Name

Field to be used for sorting the list of domains. It can be either the name or the expiration for a domain. Note that if `filterCondition` is used in the same [ListDomains](#) call, the field used for sorting has to be the same as the field used for filtering.

Type: String

Valid Values: `DomainName` | `Expiry`

Required: Yes

SortOrder

The sort order for a list of domains. Either ascending (ASC) or descending (DESC).

Type: String

Valid Values: `ASC` | `DESC`

Required: Yes

See Also

For more information about using this API in one of the language-specific AWS SDKs, see the following:

- [AWS SDK for C++](#)
- [AWS SDK for Java V2](#)
- [AWS SDK for Ruby V3](#)

Tag

Service: Amazon Route 53 domain registration

Each tag includes the following elements.

Contents

Key

The key (name) of a tag.

Valid values: A-Z, a-z, 0-9, space, ":/=+\-@"

Constraints: Each key can be 1-128 characters long.

Type: String

Length Constraints: Minimum length of 1. Maximum length of 128.

Required: No

Value

The value of a tag.

Valid values: A-Z, a-z, 0-9, space, ":/=+\-@"

Constraints: Each value can be 0-256 characters long.

Type: String

Length Constraints: Minimum length of 0. Maximum length of 256.

Required: No

See Also

For more information about using this API in one of the language-specific AWS SDKs, see the following:

- [AWS SDK for C++](#)
- [AWS SDK for Java V2](#)

- [AWS SDK for Ruby V3](#)

Route 53 Profiles

The following data types are supported by Route 53 Profiles:

- [Profile](#)
- [ProfileAssociation](#)
- [ProfileResourceAssociation](#)
- [ProfileSummary](#)
- [Tag](#)

Profile

Service: Route 53 Profiles

A complex type that includes settings for a Route 53 Profile.

Contents

Arn

The Amazon Resource Name (ARN) of the Profile.

Type: String

Length Constraints: Minimum length of 1. Maximum length of 255.

Required: No

ClientToken

The ClientToken value that was assigned when the Profile was created.

Type: String

Length Constraints: Minimum length of 1. Maximum length of 255.

Required: No

CreationTime

The date and time that the Profile was created, in Unix time format and Coordinated Universal Time (UTC).

Type: Timestamp

Required: No

Id

ID of the Profile.

Type: String

Length Constraints: Minimum length of 1. Maximum length of 64.

Required: No

ModificationTime

The date and time that the Profile was modified, in Unix time format and Coordinated Universal Time (UTC).

Type: Timestamp

Required: No

Name

Name of the Profile.

Type: String

Length Constraints: Minimum length of 0. Maximum length of 64.

Pattern: `^(?!^[0-9]+$)([a-zA-Z0-9\-_ ']+)$`

Required: No

OwnerId

AWS account ID of the Profile owner.

Type: String

Length Constraints: Minimum length of 12. Maximum length of 32.

Required: No

ShareStatus

Sharing status for the Profile.

Type: String

Valid Values: NOT_SHARED | SHARED_WITH_ME | SHARED_BY_ME

Required: No

Status

The status for the Profile.

Type: String

Valid Values: COMPLETE | DELETING | UPDATING | CREATING | DELETED | FAILED

Required: No

StatusMessage

Status message that includes additional information about the Profile.

Type: String

Required: No

See Also

For more information about using this API in one of the language-specific AWS SDKs, see the following:

- [AWS SDK for C++](#)
- [AWS SDK for Java V2](#)
- [AWS SDK for Ruby V3](#)

ProfileAssociation

Service: Route 53 Profiles

An association between a Route 53 Profile and a VPC.

Contents

CreationTime

The date and time that the Profile association was created, in Unix time format and Coordinated Universal Time (UTC).

Type: Timestamp

Required: No

Id

ID of the Profile association.

Type: String

Length Constraints: Minimum length of 1. Maximum length of 64.

Required: No

ModificationTime

The date and time that the Profile association was modified, in Unix time format and Coordinated Universal Time (UTC).

Type: Timestamp

Required: No

Name

Name of the Profile association.

Type: String

Length Constraints: Minimum length of 0. Maximum length of 64.

Pattern: `^(?!^[0-9]+$)([a-zA-Z0-9\-_ ']+)$`

Required: No

OwnerId

AWS account ID of the Profile association owner.

Type: String

Length Constraints: Minimum length of 12. Maximum length of 32.

Required: No

ProfileId

ID of the Profile.

Type: String

Length Constraints: Minimum length of 1. Maximum length of 64.

Required: No

ResourceId

The Amazon Resource Name (ARN) of the VPC.

Type: String

Length Constraints: Minimum length of 1. Maximum length of 64.

Required: No

Status

Status of the Profile association.

Type: String

Valid Values: COMPLETE | DELETING | UPDATING | CREATING | DELETED | FAILED

Required: No

StatusMessage

Additional information about the Profile association.

Type: String

Required: No

See Also

For more information about using this API in one of the language-specific AWS SDKs, see the following:

- [AWS SDK for C++](#)
- [AWS SDK for Java V2](#)
- [AWS SDK for Ruby V3](#)

ProfileResourceAssociation

Service: Route 53 Profiles

The association between a Route 53 Profile and resources.

Contents

CreationTime

The date and time that the Profile resource association was created, in Unix time format and Coordinated Universal Time (UTC).

Type: Timestamp

Required: No

Id

ID of the Profile resource association.

Type: String

Length Constraints: Minimum length of 1. Maximum length of 64.

Required: No

ModificationTime

The date and time that the Profile resource association was modified, in Unix time format and Coordinated Universal Time (UTC).

Type: Timestamp

Required: No

Name

Name of the Profile resource association.

Type: String

Length Constraints: Minimum length of 0. Maximum length of 64.

Pattern: `^(?!^[0-9]+$)([a-zA-Z0-9\-_ ']+)$`

Required: No

OwnerId

AWS account ID of the Profile resource association owner.

Type: String

Length Constraints: Minimum length of 12. Maximum length of 32.

Required: No

ProfileId

Profile ID of the Profile that the resources are associated with.

Type: String

Length Constraints: Minimum length of 1. Maximum length of 64.

Required: No

ResourceArn

The Amazon Resource Name (ARN) of the resource association.

Type: String

Length Constraints: Minimum length of 1. Maximum length of 255.

Required: No

ResourceProperties

If the DNS resource is a DNS Firewall rule group, this indicates the priority.

Type: String

Required: No

ResourceType

Resource type, such as a private hosted zone, or DNS Firewall rule group.

Type: String

Required: No

Status

Status of the Profile resource association.

Type: String

Valid Values: COMPLETE | DELETING | UPDATING | CREATING | DELETED | FAILED

Required: No

StatusMessage

Additional information about the Profile resource association.

Type: String

Required: No

See Also

For more information about using this API in one of the language-specific AWS SDKs, see the following:

- [AWS SDK for C++](#)
- [AWS SDK for Java V2](#)
- [AWS SDK for Ruby V3](#)

ProfileSummary

Service: Route 53 Profiles

Summary information about a Route 53 Profile.

Contents

Arn

The Amazon Resource Name (ARN) of the Profile.

Type: String

Length Constraints: Minimum length of 1. Maximum length of 255.

Required: No

Id

ID of the Profile.

Type: String

Length Constraints: Minimum length of 1. Maximum length of 64.

Required: No

Name

Name of the Profile.

Type: String

Length Constraints: Minimum length of 0. Maximum length of 64.

Pattern: `^(?!^[0-9]+$)([a-zA-Z0-9\-_'\ ']+)$`

Required: No

ShareStatus

Share status of the Profile.

Type: String

Valid Values: NOT_SHARED | SHARED_WITH_ME | SHARED_BY_ME

Required: No

See Also

For more information about using this API in one of the language-specific AWS SDKs, see the following:

- [AWS SDK for C++](#)
- [AWS SDK for Java V2](#)
- [AWS SDK for Ruby V3](#)

Tag

Service: Route 53 Profiles

Tag for the Profile.

Contents

Key

Key associated with the Tag.

Type: String

Length Constraints: Minimum length of 1. Maximum length of 128.

Required: Yes

Value

Value for the Tag.

Type: String

Length Constraints: Minimum length of 0. Maximum length of 256.

Required: Yes

See Also

For more information about using this API in one of the language-specific AWS SDKs, see the following:

- [AWS SDK for C++](#)
- [AWS SDK for Java V2](#)
- [AWS SDK for Ruby V3](#)

Amazon Route 53 Resolver

The following data types are supported by Amazon Route 53 Resolver:

- [Filter](#)

- [FirewallConfig](#)
- [FirewallDomainList](#)
- [FirewallDomainListMetadata](#)
- [FirewallRule](#)
- [FirewallRuleGroup](#)
- [FirewallRuleGroupAssociation](#)
- [FirewallRuleGroupMetadata](#)
- [IpAddressRequest](#)
- [IpAddressResponse](#)
- [IpAddressUpdate](#)
- [OutpostResolver](#)
- [ResolverConfig](#)
- [ResolverDnssecConfig](#)
- [ResolverEndpoint](#)
- [ResolverQueryLogConfig](#)
- [ResolverQueryLogConfigAssociation](#)
- [ResolverRule](#)
- [ResolverRuleAssociation](#)
- [ResolverRuleConfig](#)
- [Tag](#)
- [TargetAddress](#)
- [UpdateIpAddress](#)

Filter

Service: Amazon Route 53 Resolver

For Resolver list operations ([ListResolverEndpoints](#), [ListResolverRules](#), [ListResolverRuleAssociations](#), [ListResolverQueryLogConfigs](#), [ListResolverQueryLogConfigAssociations](#)), and [ListResolverDnssecConfigs](#)), an optional specification to return a subset of objects.

To filter objects, such as Resolver endpoints or Resolver rules, you specify `Name` and `Values`. For example, to list only inbound Resolver endpoints, specify `Direction` for `Name` and specify `INBOUND` for `Values`.

Contents

Name

The name of the parameter that you want to use to filter objects.

The valid values for `Name` depend on the action that you're including the filter in, [ListResolverEndpoints](#), [ListResolverRules](#), [ListResolverRuleAssociations](#), [ListResolverQueryLogConfigs](#), or [ListResolverQueryLogConfigAssociations](#).

Note

In early versions of Resolver, values for `Name` were listed as uppercase, with underscore (`_`) delimiters. For example, `CreatorRequestId` was originally listed as `CREATOR_REQUEST_ID`. Uppercase values for `Name` are still supported.

ListResolverEndpoints

Valid values for `Name` include the following:

- `CreatorRequestId`: The value that you specified when you created the Resolver endpoint.
- `Direction`: Whether you want to return inbound or outbound Resolver endpoints. If you specify `DIRECTION` for `Name`, specify `INBOUND` or `OUTBOUND` for `Values`.
- `HostVPCId`: The ID of the VPC that inbound DNS queries pass through on the way from your network to your VPCs in a region, or the VPC that outbound queries pass through on the way from your VPCs to your network. In a [CreateResolverEndpoint](#) request, `SubnetId` indirectly identifies the VPC. In a [GetResolverEndpoint](#) request, the VPC ID for a Resolver endpoint is returned in the `HostVPCId` element.

- **IpAddressCount:** The number of IP addresses that you have associated with the Resolver endpoint.
- **Name:** The name of the Resolver endpoint.
- **SecurityGroupIds:** The IDs of the VPC security groups that you specified when you created the Resolver endpoint.
- **Status:** The status of the Resolver endpoint. If you specify **Status** for **Name**, specify one of the following status codes for **Values**: **CREATING**, **OPERATIONAL**, **UPDATING**, **AUTO_RECOVERING**, **ACTION_NEEDED**, or **DELETING**. For more information, see [Status in ResolverEndpoint](#).

ListResolverRules

Valid values for **Name** include the following:

- **CreatorRequestId:** The value that you specified when you created the Resolver rule.
- **DomainName:** The domain name for which Resolver is forwarding DNS queries to your network. In the value that you specify for **Values**, include a trailing dot (.) after the domain name. For example, if the domain name is `example.com`, specify the following value. Note the "." after `com`:

```
example.com.
```

- **Name:** The name of the Resolver rule.
- **ResolverEndpointId:** The ID of the Resolver endpoint that the Resolver rule is associated with.

Note

You can filter on the Resolver endpoint only for rules that have a value of **FORWARD** for **RuleType**.

- **Status:** The status of the Resolver rule. If you specify **Status** for **Name**, specify one of the following status codes for **Values**: **COMPLETE**, **DELETING**, **UPDATING**, or **FAILED**.
- **Type:** The type of the Resolver rule. If you specify **TYPE** for **Name**, specify **FORWARD** or **SYSTEM** for **Values**.

ListResolverRuleAssociations

Valid values for **Name** include the following:

- **Name:** The name of the Resolver rule association.
- **ResolverRuleId:** The ID of the Resolver rule that is associated with one or more VPCs.
- **Status:** The status of the Resolver rule association. If you specify **Status** for **Name**, specify one of the following status codes for **Values**: `CREATING`, `COMPLETE`, `DELETING`, or `FAILED`.
- **VPCId:** The ID of the VPC that the Resolver rule is associated with.

ListResolverQueryLogConfigs

Valid values for **Name** include the following:

- **Arn:** The ARN for the query logging configuration.
- **AssociationCount:** The number of VPCs that are associated with the query logging configuration.
- **CreationTime:** The date and time that the query logging configuration was created, in Unix time format and Coordinated Universal Time (UTC).
- **CreatorRequestId:** A unique string that identifies the request that created the query logging configuration.
- **Destination:** The AWS service that you want to forward query logs to. Valid values include the following:
 - `S3`
 - `CloudWatchLogs`
 - `KinesisFirehose`
- **DestinationArn:** The ARN of the location that Resolver is sending query logs to. This value can be the ARN for an S3 bucket, a CloudWatch Logs log group, or a Kinesis Data Firehose delivery stream.
- **Id:** The ID of the query logging configuration
- **Name:** The name of the query logging configuration
- **OwnerId:** The AWS account ID for the account that created the query logging configuration.
- **ShareStatus:** An indication of whether the query logging configuration is shared with other AWS accounts, or was shared with the current account by another AWS account. Valid values include: `NOT_SHARED`, `SHARED_WITH_ME`, or `SHARED_BY_ME`.
- **Status:** The status of the query logging configuration. If you specify **Status** for **Name**, specify the applicable status code for **Values**: `CREATING`, `CREATED`, `DELETING`, or `FAILED`. For more information, see [Status](#).

ListResolverQueryLogConfigAssociations

Valid values for Name include the following:

- **CreationTime**: The date and time that the VPC was associated with the query logging configuration, in Unix time format and Coordinated Universal Time (UTC).
- **Error**: If the value of **Status** is **FAILED**, specify the cause: **DESTINATION_NOT_FOUND** or **ACCESS_DENIED**.
- **Id**: The ID of the query logging association.
- **ResolverQueryLogConfigId**: The ID of the query logging configuration that a VPC is associated with.
- **ResourceId**: The ID of the Amazon VPC that is associated with the query logging configuration.
- **Status**: The status of the query logging association. If you specify **Status** for **Name**, specify the applicable status code for **Values**: **CREATING**, **CREATED**, **DELETING**, or **FAILED**. For more information, see [Status](#).

Type: String

Length Constraints: Minimum length of 1. Maximum length of 64.

Required: No

Values

When you're using a **List** operation and you want the operation to return a subset of objects, such as Resolver endpoints or Resolver rules, the value of the parameter that you want to use to filter objects. For example, to list only inbound Resolver endpoints, specify **Direction** for **Name** and specify **INBOUND** for **Values**.

Type: Array of strings

Length Constraints: Minimum length of 1. Maximum length of 600.

Required: No

See Also

For more information about using this API in one of the language-specific AWS SDKs, see the following:

- [AWS SDK for C++](#)
- [AWS SDK for Java V2](#)
- [AWS SDK for Ruby V3](#)

FirewallConfig

Service: Amazon Route 53 Resolver

Configuration of the firewall behavior provided by DNS Firewall for a single VPC from Amazon Virtual Private Cloud (Amazon VPC).

Contents

FirewallFailOpen

Determines how DNS Firewall operates during failures, for example when all traffic that is sent to DNS Firewall fails to receive a reply.

- By default, fail open is disabled, which means the failure mode is closed. This approach favors security over availability. DNS Firewall returns a failure error when it is unable to properly evaluate a query.
- If you enable this option, the failure mode is open. This approach favors availability over security. DNS Firewall allows queries to proceed if it is unable to properly evaluate them.

This behavior is only enforced for VPCs that have at least one DNS Firewall rule group association.

Type: String

Valid Values: ENABLED | DISABLED | USE_LOCAL_RESOURCE_SETTING

Required: No

Id

The ID of the firewall configuration.

Type: String

Length Constraints: Minimum length of 1. Maximum length of 64.

Required: No

OwnerId

The AWS account ID of the owner of the VPC that this firewall configuration applies to.

Type: String

Length Constraints: Minimum length of 12. Maximum length of 32.

Required: No

ResourceId

The ID of the VPC that this firewall configuration applies to.

Type: String

Length Constraints: Minimum length of 1. Maximum length of 64.

Required: No

See Also

For more information about using this API in one of the language-specific AWS SDKs, see the following:

- [AWS SDK for C++](#)
- [AWS SDK for Java V2](#)
- [AWS SDK for Ruby V3](#)

FirewallDomainList

Service: Amazon Route 53 Resolver

High-level information about a list of firewall domains for use in a [FirewallRule](#). This is returned by [GetFirewallDomainList](#).

To retrieve the domains that are defined for this domain list, call [ListFirewallDomains](#).

Contents

Arn

The Amazon Resource Name (ARN) of the firewall domain list.

Type: String

Length Constraints: Minimum length of 1. Maximum length of 255.

Required: No

CreationTime

The date and time that the domain list was created, in Unix time format and Coordinated Universal Time (UTC).

Type: String

Length Constraints: Minimum length of 20. Maximum length of 40.

Required: No

CreatorRequestId

A unique string defined by you to identify the request. This allows you to retry failed requests without the risk of running the operation twice. This can be any unique string, for example, a timestamp.

Type: String

Length Constraints: Minimum length of 1. Maximum length of 255.

Required: No

DomainCount

The number of domain names that are specified in the domain list.

Type: Integer

Required: No

Id

The ID of the domain list.

Type: String

Length Constraints: Minimum length of 1. Maximum length of 64.

Required: No

ManagedOwnerName

The owner of the list, used only for lists that are not managed by you. For example, the managed domain list `AWSManagedDomainsMalwareDomainList` has the managed owner name `Route 53 Resolver DNS Firewall`.

Type: String

Length Constraints: Minimum length of 1. Maximum length of 512.

Required: No

ModificationTime

The date and time that the domain list was last modified, in Unix time format and Coordinated Universal Time (UTC).

Type: String

Length Constraints: Minimum length of 20. Maximum length of 40.

Required: No

Name

The name of the domain list.

Type: String

Length Constraints: Maximum length of 64.

Pattern: `(?!^[0-9]+$)([a-zA-Z0-9\-_'\ ']+)`

Required: No

Status

The status of the domain list.

Type: String

Valid Values: COMPLETE | COMPLETE_IMPORT_FAILED | IMPORTING | DELETING | UPDATING

Required: No

StatusMessage

Additional information about the status of the list, if available.

Type: String

Length Constraints: Maximum length of 255.

Required: No

See Also

For more information about using this API in one of the language-specific AWS SDKs, see the following:

- [AWS SDK for C++](#)
- [AWS SDK for Java V2](#)
- [AWS SDK for Ruby V3](#)

FirewallDomainListMetadata

Service: Amazon Route 53 Resolver

Minimal high-level information for a firewall domain list. The action [ListFirewallDomainLists](#) returns an array of these objects.

To retrieve full information for a firewall domain list, call [GetFirewallDomainList](#) and [ListFirewallDomains](#).

Contents

Arn

The Amazon Resource Name (ARN) of the firewall domain list metadata.

Type: String

Length Constraints: Minimum length of 1. Maximum length of 255.

Required: No

CreatorRequestId

A unique string defined by you to identify the request. This allows you to retry failed requests without the risk of running the operation twice. This can be any unique string, for example, a timestamp.

Type: String

Length Constraints: Minimum length of 1. Maximum length of 255.

Required: No

Id

The ID of the domain list.

Type: String

Length Constraints: Minimum length of 1. Maximum length of 64.

Required: No

ManagedOwnerName

The owner of the list, used only for lists that are not managed by you. For example, the managed domain list `AWSManagedDomainsMalwareDomainList` has the managed owner name `Route 53 Resolver DNS Firewall`.

Type: String

Length Constraints: Minimum length of 1. Maximum length of 512.

Required: No

Name

The name of the domain list.

Type: String

Length Constraints: Maximum length of 64.

Pattern: `(?!^[0-9]+$)([a-zA-Z0-9\-_ ']+)`

Required: No

See Also

For more information about using this API in one of the language-specific AWS SDKs, see the following:

- [AWS SDK for C++](#)
- [AWS SDK for Java V2](#)
- [AWS SDK for Ruby V3](#)

FirewallRule

Service: Amazon Route 53 Resolver

A single firewall rule in a rule group.

Contents

Action

The action that DNS Firewall should take on a DNS query when it matches one of the domains in the rule's domain list:

- **ALLOW** - Permit the request to go through.
- **ALERT** - Permit the request to go through but send an alert to the logs.
- **BLOCK** - Disallow the request. If this is specified, additional handling details are provided in the rule's **BlockResponse** setting.

Type: String

Valid Values: **ALLOW** | **BLOCK** | **ALERT**

Required: No

BlockOverrideDnsType

The DNS record's type. This determines the format of the record value that you provided in **BlockOverrideDomain**. Used for the rule action **BLOCK** with a **BlockResponse** setting of **OVERRIDE**.

Type: String

Valid Values: **CNAME**

Required: No

BlockOverrideDomain

The custom DNS record to send back in response to the query. Used for the rule action **BLOCK** with a **BlockResponse** setting of **OVERRIDE**.

Type: String

Length Constraints: Minimum length of 1. Maximum length of 255.

Required: No

BlockOverrideTtl

The recommended amount of time, in seconds, for the DNS resolver or web browser to cache the provided override record. Used for the rule action BLOCK with a BlockResponse setting of OVERRIDE.

Type: Integer

Required: No

BlockResponse

The way that you want DNS Firewall to block the request. Used for the rule action setting BLOCK.

- NODATA - Respond indicating that the query was successful, but no response is available for it.
- NXDOMAIN - Respond indicating that the domain name that's in the query doesn't exist.
- OVERRIDE - Provide a custom override in the response. This option requires custom handling details in the rule's BlockOverride* settings.

Type: String

Valid Values: NODATA | NXDOMAIN | OVERRIDE

Required: No

CreationTime

The date and time that the rule was created, in Unix time format and Coordinated Universal Time (UTC).

Type: String

Length Constraints: Minimum length of 20. Maximum length of 40.

Required: No

CreatorRequestId

A unique string defined by you to identify the request. This allows you to retry failed requests without the risk of executing the operation twice. This can be any unique string, for example, a timestamp.

Type: String

Length Constraints: Minimum length of 1. Maximum length of 255.

Required: No

FirewallDomainListId

The ID of the domain list that's used in the rule.

Type: String

Length Constraints: Minimum length of 1. Maximum length of 64.

Required: No

FirewallDomainRedirectionAction

How you want the the rule to evaluate DNS redirection in the DNS redirection chain, such as CNAME or DNAME.

`Inspect_Redirection_Domain` (Default) inspects all domains in the redirection chain. The individual domains in the redirection chain must be added to the domain list.

`Trust_Redirection_Domain` inspects only the first domain in the redirection chain. You don't need to add the subsequent domains in the domain in the redirection list to the domain list.

Type: String

Valid Values: `INSPECT_REDIRECTION_DOMAIN` | `TRUST_REDIRECTION_DOMAIN`

Required: No

FirewallRuleGroupId

The unique identifier of the firewall rule group of the rule.

Type: String

Length Constraints: Minimum length of 1. Maximum length of 64.

Required: No

ModificationTime

The date and time that the rule was last modified, in Unix time format and Coordinated Universal Time (UTC).

Type: String

Length Constraints: Minimum length of 20. Maximum length of 40.

Required: No

Name

The name of the rule.

Type: String

Length Constraints: Maximum length of 64.

Pattern: `(?!^[0-9]+$)([a-zA-Z0-9\-_'\ ']+)`

Required: No

Priority

The priority of the rule in the rule group. This value must be unique within the rule group. DNS Firewall processes the rules in a rule group by order of priority, starting from the lowest setting.

Type: Integer

Required: No

Qtype

The DNS query type you want the rule to evaluate. Allowed values are;

- A: Returns an IPv4 address.
- AAAA: Returns an Ipv6 address.
- CAA: Restricts CAs that can create SSL/TLS certifications for the domain.
- CNAME: Returns another domain name.
- DS: Record that identifies the DNSSEC signing key of a delegated zone.
- MX: Specifies mail servers.
- NAPTR: Regular-expression-based rewriting of domain names.

- NS: Authoritative name servers.
- PTR: Maps an IP address to a domain name.
- SOA: Start of authority record for the zone.
- SPF: Lists the servers authorized to send emails from a domain.
- SRV: Application specific values that identify servers.
- TXT: Verifies email senders and application-specific values.
- A query type you define by using the DNS type ID, for example 28 for AAAA. The values must be defined as TYPENUMBER, where the NUMBER can be 1-65334, for example, TYPE28. For more information, see [List of DNS record types](#).

Type: String

Length Constraints: Minimum length of 1. Maximum length of 16.

Required: No

See Also

For more information about using this API in one of the language-specific AWS SDKs, see the following:

- [AWS SDK for C++](#)
- [AWS SDK for Java V2](#)
- [AWS SDK for Ruby V3](#)

FirewallRuleGroup

Service: Amazon Route 53 Resolver

High-level information for a firewall rule group. A firewall rule group is a collection of rules that DNS Firewall uses to filter DNS network traffic for a VPC. To retrieve the rules for the rule group, call [ListFirewallRules](#).

Contents

Arn

The ARN (Amazon Resource Name) of the rule group.

Type: String

Length Constraints: Minimum length of 1. Maximum length of 255.

Required: No

CreationTime

The date and time that the rule group was created, in Unix time format and Coordinated Universal Time (UTC).

Type: String

Length Constraints: Minimum length of 20. Maximum length of 40.

Required: No

CreatorRequestId

A unique string defined by you to identify the request. This allows you to retry failed requests without the risk of running the operation twice. This can be any unique string, for example, a timestamp.

Type: String

Length Constraints: Minimum length of 1. Maximum length of 255.

Required: No

Id

The ID of the rule group.

Type: String

Length Constraints: Minimum length of 1. Maximum length of 64.

Required: No

ModificationTime

The date and time that the rule group was last modified, in Unix time format and Coordinated Universal Time (UTC).

Type: String

Length Constraints: Minimum length of 20. Maximum length of 40.

Required: No

Name

The name of the rule group.

Type: String

Length Constraints: Maximum length of 64.

Pattern: (?![0-9]+\$)([a-zA-Z0-9\-_'\ ']+)

Required: No

OwnerId

The AWS account ID for the account that created the rule group. When a rule group is shared with your account, this is the account that has shared the rule group with you.

Type: String

Length Constraints: Minimum length of 12. Maximum length of 32.

Required: No

RuleCount

The number of rules in the rule group.

Type: Integer

Required: No

ShareStatus

Whether the rule group is shared with other AWS accounts, or was shared with the current account by another AWS account. Sharing is configured through AWS Resource Access Manager (AWS RAM).

Type: String

Valid Values: NOT_SHARED | SHARED_WITH_ME | SHARED_BY_ME

Required: No

Status

The status of the domain list.

Type: String

Valid Values: COMPLETE | DELETING | UPDATING

Required: No

StatusMessage

Additional information about the status of the rule group, if available.

Type: String

Length Constraints: Maximum length of 255.

Required: No

See Also

For more information about using this API in one of the language-specific AWS SDKs, see the following:

- [AWS SDK for C++](#)
- [AWS SDK for Java V2](#)
- [AWS SDK for Ruby V3](#)

FirewallRuleGroupAssociation

Service: Amazon Route 53 Resolver

An association between a firewall rule group and a VPC, which enables DNS filtering for the VPC.

Contents

Arn

The Amazon Resource Name (ARN) of the firewall rule group association.

Type: String

Length Constraints: Minimum length of 1. Maximum length of 255.

Required: No

CreationTime

The date and time that the association was created, in Unix time format and Coordinated Universal Time (UTC).

Type: String

Length Constraints: Minimum length of 20. Maximum length of 40.

Required: No

CreatorRequestId

A unique string defined by you to identify the request. This allows you to retry failed requests without the risk of running the operation twice. This can be any unique string, for example, a timestamp.

Type: String

Length Constraints: Minimum length of 1. Maximum length of 255.

Required: No

FirewallRuleGroupId

The unique identifier of the firewall rule group.

Type: String

Length Constraints: Minimum length of 1. Maximum length of 64.

Required: No

Id

The identifier for the association.

Type: String

Length Constraints: Minimum length of 1. Maximum length of 64.

Required: No

ManagedOwnerName

The owner of the association, used only for associations that are not managed by you. If you use AWS Firewall Manager to manage your DNS Firewalls, then this reports Firewall Manager as the managed owner.

Type: String

Length Constraints: Minimum length of 1. Maximum length of 512.

Required: No

ModificationTime

The date and time that the association was last modified, in Unix time format and Coordinated Universal Time (UTC).

Type: String

Length Constraints: Minimum length of 20. Maximum length of 40.

Required: No

MutationProtection

If enabled, this setting disallows modification or removal of the association, to help prevent against accidentally altering DNS firewall protections.

Type: String

Valid Values: ENABLED | DISABLED

Required: No

Name

The name of the association.

Type: String

Length Constraints: Maximum length of 64.

Pattern: (?![0-9]+\$)([a-zA-Z0-9\-_'\ ']+)

Required: No

Priority

The setting that determines the processing order of the rule group among the rule groups that are associated with a single VPC. DNS Firewall filters VPC traffic starting from rule group with the lowest numeric priority setting.

Type: Integer

Required: No

Status

The current status of the association.

Type: String

Valid Values: COMPLETE | DELETING | UPDATING

Required: No

StatusMessage

Additional information about the status of the response, if available.

Type: String

Length Constraints: Maximum length of 255.

Required: No

VpcId

The unique identifier of the VPC that is associated with the rule group.

Type: String

Length Constraints: Minimum length of 1. Maximum length of 64.

Required: No

See Also

For more information about using this API in one of the language-specific AWS SDKs, see the following:

- [AWS SDK for C++](#)
- [AWS SDK for Java V2](#)
- [AWS SDK for Ruby V3](#)

FirewallRuleGroupMetadata

Service: Amazon Route 53 Resolver

Minimal high-level information for a firewall rule group. The action [ListFirewallRuleGroups](#) returns an array of these objects.

To retrieve full information for a firewall rule group, call [GetFirewallRuleGroup](#) and [ListFirewallRules](#).

Contents

Arn

The ARN (Amazon Resource Name) of the rule group.

Type: String

Length Constraints: Minimum length of 1. Maximum length of 255.

Required: No

CreatorRequestId

A unique string defined by you to identify the request. This allows you to retry failed requests without the risk of running the operation twice. This can be any unique string, for example, a timestamp.

Type: String

Length Constraints: Minimum length of 1. Maximum length of 255.

Required: No

Id

The ID of the rule group.

Type: String

Length Constraints: Minimum length of 1. Maximum length of 64.

Required: No

Name

The name of the rule group.

Type: String

Length Constraints: Maximum length of 64.

Pattern: `(?!^[0-9]+$)([a-zA-Z0-9\-_'\ ']+)`

Required: No

OwnerId

The AWS account ID for the account that created the rule group. When a rule group is shared with your account, this is the account that has shared the rule group with you.

Type: String

Length Constraints: Minimum length of 12. Maximum length of 32.

Required: No

ShareStatus

Whether the rule group is shared with other AWS accounts, or was shared with the current account by another AWS account. Sharing is configured through AWS Resource Access Manager (AWS RAM).

Type: String

Valid Values: NOT_SHARED | SHARED_WITH_ME | SHARED_BY_ME

Required: No

See Also

For more information about using this API in one of the language-specific AWS SDKs, see the following:

- [AWS SDK for C++](#)
- [AWS SDK for Java V2](#)
- [AWS SDK for Ruby V3](#)

IpAddressRequest

Service: Amazon Route 53 Resolver

In a [CreateResolverEndpoint](#) request, the IP address that DNS queries originate from (for outbound endpoints) or that you forward DNS queries to (for inbound endpoints). `IpAddressRequest` also includes the ID of the subnet that contains the IP address.

Contents

SubnetId

The ID of the subnet that contains the IP address.

Type: String

Length Constraints: Minimum length of 1. Maximum length of 32.

Required: Yes

Ip

The IPv4 address that you want to use for DNS queries.

Type: String

Length Constraints: Minimum length of 7. Maximum length of 36.

Required: No

Ipv6

The IPv6 address that you want to use for DNS queries.

Type: String

Length Constraints: Minimum length of 7. Maximum length of 39.

Required: No

See Also

For more information about using this API in one of the language-specific AWS SDKs, see the following:

- [AWS SDK for C++](#)
- [AWS SDK for Java V2](#)
- [AWS SDK for Ruby V3](#)

IpAddressResponse

Service: Amazon Route 53 Resolver

In the response to a [GetResolverEndpoint](#) request, information about the IP addresses that the Resolver endpoint uses for DNS queries.

Contents

CreationTime

The date and time that the IP address was created, in Unix time format and Coordinated Universal Time (UTC).

Type: String

Length Constraints: Minimum length of 20. Maximum length of 40.

Required: No

Ip

One IPv4 address that the Resolver endpoint uses for DNS queries.

Type: String

Length Constraints: Minimum length of 7. Maximum length of 36.

Required: No

IpId

The ID of one IP address.

Type: String

Length Constraints: Minimum length of 1. Maximum length of 64.

Required: No

Ipv6

One IPv6 address that the Resolver endpoint uses for DNS queries.

Type: String

Length Constraints: Minimum length of 7. Maximum length of 39.

Required: No

ModificationTime

The date and time that the IP address was last modified, in Unix time format and Coordinated Universal Time (UTC).

Type: String

Length Constraints: Minimum length of 20. Maximum length of 40.

Required: No

Status

A status code that gives the current status of the request.

Type: String

Valid Values: CREATING | FAILED_CREATION | ATTACHING | ATTACHED | REMAP_DETACHING | REMAP_ATTACHING | DETACHING | FAILED_RESOURCE_GONE | DELETING | DELETE_FAILED_FAS_EXPIRED | UPDATING | UPDATE_FAILED

Required: No

StatusMessage

A message that provides additional information about the status of the request.

Type: String

Length Constraints: Maximum length of 255.

Required: No

SubnetId

The ID of one subnet.

Type: String

Length Constraints: Minimum length of 1. Maximum length of 32.

Required: No

See Also

For more information about using this API in one of the language-specific AWS SDKs, see the following:

- [AWS SDK for C++](#)
- [AWS SDK for Java V2](#)
- [AWS SDK for Ruby V3](#)

IpAddressUpdate

Service: Amazon Route 53 Resolver

In an [UpdateResolverEndpoint](#) request, information about an IP address to update.

Contents

Ip

The new IPv4 address.

Type: String

Length Constraints: Minimum length of 7. Maximum length of 36.

Required: No

IpId

Only when removing an IP address from a Resolver endpoint: The ID of the IP address that you want to remove. To get this ID, use [GetResolverEndpoint](#).

Type: String

Length Constraints: Minimum length of 1. Maximum length of 64.

Required: No

Ipv6

The new IPv6 address.

Type: String

Length Constraints: Minimum length of 7. Maximum length of 39.

Required: No

SubnetId

The ID of the subnet that includes the IP address that you want to update. To get this ID, use [GetResolverEndpoint](#).

Type: String

Length Constraints: Minimum length of 1. Maximum length of 32.

Required: No

See Also

For more information about using this API in one of the language-specific AWS SDKs, see the following:

- [AWS SDK for C++](#)
- [AWS SDK for Java V2](#)
- [AWS SDK for Ruby V3](#)

OutpostResolver

Service: Amazon Route 53 Resolver

A complex type that contains settings for an existing Resolver on an Outpost.

Contents

Arn

The ARN (Amazon Resource Name) for the Resolver on an Outpost.

Type: String

Length Constraints: Minimum length of 1. Maximum length of 255.

Required: No

CreationTime

The date and time that the Outpost Resolver was created, in Unix time format and Coordinated Universal Time (UTC).

Type: String

Length Constraints: Minimum length of 20. Maximum length of 40.

Required: No

CreatorRequestId

A unique string that identifies the request that created the Resolver endpoint. The `CreatorRequestId` allows failed requests to be retried without the risk of running the operation twice.

Type: String

Length Constraints: Minimum length of 1. Maximum length of 255.

Required: No

Id

The ID of the Resolver on Outpost.

Type: String

Length Constraints: Minimum length of 1. Maximum length of 64.

Required: No

InstanceCount

Amazon EC2 instance count for the Resolver on the Outpost.

Type: Integer

Required: No

ModificationTime

The date and time that the Outpost Resolver was modified, in Unix time format and Coordinated Universal Time (UTC).

Type: String

Length Constraints: Minimum length of 20. Maximum length of 40.

Required: No

Name

Name of the Resolver.

Type: String

Length Constraints: Minimum length of 1. Maximum length of 255.

Required: No

OutpostArn

The ARN (Amazon Resource Name) for the Outpost.

Type: String

Length Constraints: Minimum length of 1. Maximum length of 255.

Pattern: `^arn:aws([a-z-]+)?:outposts:[a-z\d-]+\d{12}:outpost/op-[a-f0-9]{17}$`

Required: No

PreferredInstanceType

The Amazon EC2 instance type.

Type: String

Length Constraints: Minimum length of 1. Maximum length of 255.

Required: No

Status

Status of the Resolver.

Type: String

Valid Values: CREATING | OPERATIONAL | UPDATING | DELETING | ACTION_NEEDED | FAILED_CREATION | FAILED_DELETION

Required: No

StatusMessage

A detailed description of the Resolver.

Type: String

Length Constraints: Maximum length of 4096.

Required: No

See Also

For more information about using this API in one of the language-specific AWS SDKs, see the following:

- [AWS SDK for C++](#)
- [AWS SDK for Java V2](#)
- [AWS SDK for Ruby V3](#)

ResolverConfig

Service: Amazon Route 53 Resolver

A complex type that contains information about a Resolver configuration for a VPC.

Contents

AutodefinedReverse

The status of whether or not the Resolver will create autodefined rules for reverse DNS lookups. This is enabled by default. The status can be one of following:

- **ENABLING:** Autodefined rules for reverse DNS lookups are being enabled but are not complete.
- **ENABLED:** Autodefined rules for reverse DNS lookups are enabled.
- **DISABLING:** Autodefined rules for reverse DNS lookups are being disabled but are not complete.
- **DISABLED:** Autodefined rules for reverse DNS lookups are disabled.

Type: String

Valid Values: ENABLING | ENABLED | DISABLING | DISABLED | UPDATING_TO_USE_LOCAL_RESOURCE_SETTING | USE_LOCAL_RESOURCE_SETTING

Required: No

Id

ID for the Resolver configuration.

Type: String

Length Constraints: Minimum length of 1. Maximum length of 64.

Required: No

OwnerId

The owner account ID of the Amazon Virtual Private Cloud VPC.

Type: String

Length Constraints: Minimum length of 12. Maximum length of 32.

Required: No

ResourceId

The ID of the Amazon Virtual Private Cloud VPC that you're configuring Resolver for.

Type: String

Length Constraints: Minimum length of 1. Maximum length of 64.

Required: No

See Also

For more information about using this API in one of the language-specific AWS SDKs, see the following:

- [AWS SDK for C++](#)
- [AWS SDK for Java V2](#)
- [AWS SDK for Ruby V3](#)

ResolverDnssecConfig

Service: Amazon Route 53 Resolver

A complex type that contains information about a configuration for DNSSEC validation.

Contents

Id

The ID for a configuration for DNSSEC validation.

Type: String

Length Constraints: Minimum length of 1. Maximum length of 64.

Required: No

OwnerId

The owner account ID of the virtual private cloud (VPC) for a configuration for DNSSEC validation.

Type: String

Length Constraints: Minimum length of 12. Maximum length of 32.

Required: No

ResourceId

The ID of the virtual private cloud (VPC) that you're configuring the DNSSEC validation status for.

Type: String

Length Constraints: Minimum length of 1. Maximum length of 64.

Required: No

ValidationStatus

The validation status for a DNSSEC configuration. The status can be one of the following:

- **ENABLING:** DNSSEC validation is being enabled but is not complete.
- **ENABLED:** DNSSEC validation is enabled.

- **DISABLING:** DNSSEC validation is being disabled but is not complete.
- **DISABLED** DNSSEC validation is disabled.

Type: String

Valid Values: ENABLING | ENABLED | DISABLING | DISABLED |
UPDATING_TO_USE_LOCAL_RESOURCE_SETTING | USE_LOCAL_RESOURCE_SETTING

Required: No

See Also

For more information about using this API in one of the language-specific AWS SDKs, see the following:

- [AWS SDK for C++](#)
- [AWS SDK for Java V2](#)
- [AWS SDK for Ruby V3](#)

ResolverEndpoint

Service: Amazon Route 53 Resolver

In the response to a [CreateResolverEndpoint](#), [DeleteResolverEndpoint](#), [GetResolverEndpoint](#), [UpdateResolverEndpoint](#) request, a complex type that contains settings for an existing inbound or outbound Resolver endpoint.

Contents

Arn

The ARN (Amazon Resource Name) for the Resolver endpoint.

Type: String

Length Constraints: Minimum length of 1. Maximum length of 255.

Required: No

CreationTime

The date and time that the endpoint was created, in Unix time format and Coordinated Universal Time (UTC).

Type: String

Length Constraints: Minimum length of 20. Maximum length of 40.

Required: No

CreatorRequestId

A unique string that identifies the request that created the Resolver endpoint. The `CreatorRequestId` allows failed requests to be retried without the risk of running the operation twice.

Type: String

Length Constraints: Minimum length of 1. Maximum length of 255.

Required: No

Direction

Indicates whether the Resolver endpoint allows inbound or outbound DNS queries:

- **INBOUND:** allows DNS queries to your VPC from your network
- **OUTBOUND:** allows DNS queries from your VPC to your network

Type: String

Valid Values: INBOUND | OUTBOUND

Required: No

HostVPCId

The ID of the VPC that you want to create the Resolver endpoint in.

Type: String

Length Constraints: Minimum length of 1. Maximum length of 64.

Required: No

Id

The ID of the Resolver endpoint.

Type: String

Length Constraints: Minimum length of 1. Maximum length of 64.

Required: No

IpAddressCount

The number of IP addresses that the Resolver endpoint can use for DNS queries.

Type: Integer

Required: No

ModificationTime

The date and time that the endpoint was last modified, in Unix time format and Coordinated Universal Time (UTC).

Type: String

Length Constraints: Minimum length of 20. Maximum length of 40.

Required: No

Name

The name that you assigned to the Resolver endpoint when you submitted a [CreateResolverEndpoint](#) request.

Type: String

Length Constraints: Maximum length of 64.

Pattern: `(?!^[0-9]+$)([a-zA-Z0-9\-_'\ ']+)`

Required: No

OutpostArn

The ARN (Amazon Resource Name) for the Outpost.

Type: String

Length Constraints: Minimum length of 1. Maximum length of 255.

Pattern: `^arn:aws([a-z-]+)?:outposts:[a-z\d-]+\:\d{12}:outpost/op-[a-f0-9]{17}$`

Required: No

PreferredInstanceType

The Amazon EC2 instance type.

Type: String

Length Constraints: Minimum length of 1. Maximum length of 255.

Required: No

Protocols

Protocols used for the endpoint. DoH-FIPS is applicable for inbound endpoints only.

For an inbound endpoint you can apply the protocols as follows:

- Do53 and DoH in combination.
- Do53 and DoH-FIPS in combination.

- Do53 alone.
- DoH alone.
- DoH-FIPS alone.
- None, which is treated as Do53.

For an outbound endpoint you can apply the protocols as follows:

- Do53 and DoH in combination.
- Do53 alone.
- DoH alone.
- None, which is treated as Do53.

Type: Array of strings

Array Members: Minimum number of 1 item. Maximum number of 2 items.

Valid Values: DoH | Do53 | DoH-FIPS

Required: No

ResolverEndpointType

The Resolver endpoint IP address type.

Type: String

Valid Values: IPV6 | IPV4 | DUALSTACK

Required: No

SecurityGroupIds

The ID of one or more security groups that control access to this VPC. The security group must include one or more inbound rules (for inbound endpoints) or outbound rules (for outbound endpoints). Inbound and outbound rules must allow TCP and UDP access. For inbound access, open port 53. For outbound access, open the port that you're using for DNS queries on your network.

Type: Array of strings

Length Constraints: Minimum length of 1. Maximum length of 64.

Required: No

Status

A code that specifies the current status of the Resolver endpoint. Valid values include the following:

- **CREATING:** Resolver is creating and configuring one or more Amazon VPC network interfaces for this endpoint.
- **OPERATIONAL:** The Amazon VPC network interfaces for this endpoint are correctly configured and able to pass inbound or outbound DNS queries between your network and Resolver.
- **UPDATING:** Resolver is associating or disassociating one or more network interfaces with this endpoint.
- **AUTO_RECOVERING:** Resolver is trying to recover one or more of the network interfaces that are associated with this endpoint. During the recovery process, the endpoint functions with limited capacity because of the limit on the number of DNS queries per IP address (per network interface). For the current limit, see [Limits on Route 53 Resolver](#).
- **ACTION_NEEDED:** This endpoint is unhealthy, and Resolver can't automatically recover it. To resolve the problem, we recommend that you check each IP address that you associated with the endpoint. For each IP address that isn't available, add another IP address and then delete the IP address that isn't available. (An endpoint must always include at least two IP addresses.) A status of ACTION_NEEDED can have a variety of causes. Here are two common causes:
 - One or more of the network interfaces that are associated with the endpoint were deleted using Amazon VPC.
 - The network interface couldn't be created for some reason that's outside the control of Resolver.
- **DELETING:** Resolver is deleting this endpoint and the associated network interfaces.

Type: String

Valid Values: CREATING | OPERATIONAL | UPDATING | AUTO_RECOVERING | ACTION_NEEDED | DELETING

Required: No

StatusMessage

A detailed description of the status of the Resolver endpoint.

Type: String

Length Constraints: Maximum length of 255.

Required: No

See Also

For more information about using this API in one of the language-specific AWS SDKs, see the following:

- [AWS SDK for C++](#)
- [AWS SDK for Java V2](#)
- [AWS SDK for Ruby V3](#)

ResolverQueryLogConfig

Service: Amazon Route 53 Resolver

In the response to a [CreateResolverQueryLogConfig](#), [DeleteResolverQueryLogConfig](#), [GetResolverQueryLogConfig](#), or [ListResolverQueryLogConfigs](#) request, a complex type that contains settings for one query logging configuration.

Contents

Arn

The ARN for the query logging configuration.

Type: String

Length Constraints: Minimum length of 1. Maximum length of 255.

Required: No

AssociationCount

The number of VPCs that are associated with the query logging configuration.

Type: Integer

Required: No

CreationTime

The date and time that the query logging configuration was created, in Unix time format and Coordinated Universal Time (UTC).

Type: String

Length Constraints: Minimum length of 20. Maximum length of 40.

Required: No

CreatorRequestId

A unique string that identifies the request that created the query logging configuration. The `CreatorRequestId` allows failed requests to be retried without the risk of running the operation twice.

Type: String

Length Constraints: Minimum length of 1. Maximum length of 255.

Required: No

DestinationArn

The ARN of the resource that you want Resolver to send query logs: an Amazon S3 bucket, a CloudWatch Logs log group, or a Kinesis Data Firehose delivery stream.

Type: String

Length Constraints: Minimum length of 1. Maximum length of 600.

Required: No

Id

The ID for the query logging configuration.

Type: String

Length Constraints: Minimum length of 1. Maximum length of 64.

Required: No

Name

The name of the query logging configuration.

Type: String

Length Constraints: Minimum length of 1. Maximum length of 64.

Pattern: `(?!^[0-9]+$)([a-zA-Z0-9\-_'\ ']+)`

Required: No

OwnerId

The AWS account ID for the account that created the query logging configuration.

Type: String

Length Constraints: Minimum length of 12. Maximum length of 32.

Required: No

ShareStatus

An indication of whether the query logging configuration is shared with other AWS accounts, or was shared with the current account by another AWS account. Sharing is configured through AWS Resource Access Manager (AWS RAM).

Type: String

Valid Values: NOT_SHARED | SHARED_WITH_ME | SHARED_BY_ME

Required: No

Status

The status of the specified query logging configuration. Valid values include the following:

- **CREATING:** Resolver is creating the query logging configuration.
- **CREATED:** The query logging configuration was successfully created. Resolver is logging queries that originate in the specified VPC.
- **DELETING:** Resolver is deleting this query logging configuration.
- **FAILED:** Resolver can't deliver logs to the location that is specified in the query logging configuration. Here are two common causes:
 - The specified destination (for example, an Amazon S3 bucket) was deleted.
 - Permissions don't allow sending logs to the destination.

Type: String

Valid Values: CREATING | CREATED | DELETING | FAILED

Required: No

See Also

For more information about using this API in one of the language-specific AWS SDKs, see the following:

- [AWS SDK for C++](#)
- [AWS SDK for Java V2](#)
- [AWS SDK for Ruby V3](#)

ResolverQueryLogConfigAssociation

Service: Amazon Route 53 Resolver

In the response to an [AssociateResolverQueryLogConfig](#), [DisassociateResolverQueryLogConfig](#), [GetResolverQueryLogConfigAssociation](#), or [ListResolverQueryLogConfigAssociations](#), request, a complex type that contains settings for a specified association between an Amazon VPC and a query logging configuration.

Contents

CreationTime

The date and time that the VPC was associated with the query logging configuration, in Unix time format and Coordinated Universal Time (UTC).

Type: String

Length Constraints: Minimum length of 20. Maximum length of 40.

Required: No

Error

If the value of `Status` is `FAILED`, the value of `Error` indicates the cause:

- `DESTINATION_NOT_FOUND`: The specified destination (for example, an Amazon S3 bucket) was deleted.
- `ACCESS_DENIED`: Permissions don't allow sending logs to the destination.

If the value of `Status` is a value other than `FAILED`, `Error` is null.

Type: String

Valid Values: `NONE` | `DESTINATION_NOT_FOUND` | `ACCESS_DENIED` | `INTERNAL_SERVICE_ERROR`

Required: No

ErrorMessage

Contains additional information about the error. If the value of `Error` is null, the value of `ErrorMessage` also is null.

Type: String

Required: No

Id

The ID of the query logging association.

Type: String

Length Constraints: Minimum length of 1. Maximum length of 64.

Required: No

ResolverQueryLogConfigId

The ID of the query logging configuration that a VPC is associated with.

Type: String

Length Constraints: Minimum length of 1. Maximum length of 64.

Required: No

ResourceId

The ID of the Amazon VPC that is associated with the query logging configuration.

Type: String

Length Constraints: Minimum length of 1. Maximum length of 64.

Required: No

Status

The status of the specified query logging association. Valid values include the following:

- **CREATING:** Resolver is creating an association between an Amazon VPC and a query logging configuration.
- **CREATED:** The association between an Amazon VPC and a query logging configuration was successfully created. Resolver is logging queries that originate in the specified VPC.
- **DELETING:** Resolver is deleting this query logging association.
- **FAILED:** Resolver either couldn't create or couldn't delete the query logging association.

Type: String

Valid Values: CREATING | ACTIVE | ACTION_NEEDED | DELETING | FAILED

Required: No

See Also

For more information about using this API in one of the language-specific AWS SDKs, see the following:

- [AWS SDK for C++](#)
- [AWS SDK for Java V2](#)
- [AWS SDK for Ruby V3](#)

ResolverRule

Service: Amazon Route 53 Resolver

For queries that originate in your VPC, detailed information about a Resolver rule, which specifies how to route DNS queries out of the VPC. The `ResolverRule` parameter appears in the response to a [CreateResolverRule](#), [DeleteResolverRule](#), [GetResolverRule](#), [ListResolverRules](#), or [UpdateResolverRule](#) request.

Contents

Arn

The ARN (Amazon Resource Name) for the Resolver rule specified by `Id`.

Type: String

Length Constraints: Minimum length of 1. Maximum length of 255.

Required: No

CreationTime

The date and time that the Resolver rule was created, in Unix time format and Coordinated Universal Time (UTC).

Type: String

Length Constraints: Minimum length of 20. Maximum length of 40.

Required: No

CreatorRequestId

A unique string that you specified when you created the Resolver rule. `CreatorRequestId` identifies the request and allows failed requests to be retried without the risk of running the operation twice.

Type: String

Length Constraints: Minimum length of 1. Maximum length of 255.

Required: No

DomainName

DNS queries for this domain name are forwarded to the IP addresses that are specified in `TargetIps`. If a query matches multiple Resolver rules (example.com and www.example.com), the query is routed using the Resolver rule that contains the most specific domain name (www.example.com).

Type: String

Length Constraints: Minimum length of 1. Maximum length of 256.

Required: No

Id

The ID that Resolver assigned to the Resolver rule when you created it.

Type: String

Length Constraints: Minimum length of 1. Maximum length of 64.

Required: No

ModificationTime

The date and time that the Resolver rule was last updated, in Unix time format and Coordinated Universal Time (UTC).

Type: String

Length Constraints: Minimum length of 20. Maximum length of 40.

Required: No

Name

The name for the Resolver rule, which you specified when you created the Resolver rule.

Type: String

Length Constraints: Maximum length of 64.

Pattern: `(?!^[0-9]+$)([a-zA-Z0-9\-_ ']+)`

Required: No

OwnerId

When a rule is shared with another AWS account, the account ID of the account that the rule is shared with.

Type: String

Length Constraints: Minimum length of 12. Maximum length of 32.

Required: No

ResolverEndpointId

The ID of the endpoint that the rule is associated with.

Type: String

Length Constraints: Minimum length of 1. Maximum length of 64.

Required: No

RuleType

When you want to forward DNS queries for specified domain name to resolvers on your network, specify FORWARD.

When you have a forwarding rule to forward DNS queries for a domain to your network and you want Resolver to process queries for a subdomain of that domain, specify SYSTEM.

For example, to forward DNS queries for example.com to resolvers on your network, you create a rule and specify FORWARD for RuleType. To then have Resolver process queries for apex.example.com, you create a rule and specify SYSTEM for RuleType.

Currently, only Resolver can create rules that have a value of RECURSIVE for RuleType.

Type: String

Valid Values: FORWARD | SYSTEM | RECURSIVE

Required: No

ShareStatus

Whether the rule is shared and, if so, whether the current account is sharing the rule with another account, or another account is sharing the rule with the current account.

Type: String

Valid Values: NOT_SHARED | SHARED_WITH_ME | SHARED_BY_ME

Required: No

Status

A code that specifies the current status of the Resolver rule.

Type: String

Valid Values: COMPLETE | DELETING | UPDATING | FAILED

Required: No

StatusMessage

A detailed description of the status of a Resolver rule.

Type: String

Length Constraints: Maximum length of 255.

Required: No

TargetIps

An array that contains the IP addresses and ports that an outbound endpoint forwards DNS queries to. Typically, these are the IP addresses of DNS resolvers on your network.

Type: Array of [TargetAddress](#) objects

Array Members: Minimum number of 1 item.

Required: No

See Also

For more information about using this API in one of the language-specific AWS SDKs, see the following:

- [AWS SDK for C++](#)
- [AWS SDK for Java V2](#)

- [AWS SDK for Ruby V3](#)

ResolverRuleAssociation

Service: Amazon Route 53 Resolver

In the response to an [AssociateResolverRule](#), [DisassociateResolverRule](#), or [ListResolverRuleAssociations](#) request, provides information about an association between a Resolver rule and a VPC. The association determines which DNS queries that originate in the VPC are forwarded to your network.

Contents

Id

The ID of the association between a Resolver rule and a VPC. Resolver assigns this value when you submit an [AssociateResolverRule](#) request.

Type: String

Length Constraints: Minimum length of 1. Maximum length of 64.

Required: No

Name

The name of an association between a Resolver rule and a VPC.

Type: String

Length Constraints: Maximum length of 64.

Pattern: `(?!^[0-9]+$)([a-zA-Z0-9\-_'\ ']+)`

Required: No

ResolverRuleId

The ID of the Resolver rule that you associated with the VPC that is specified by VPCId.

Type: String

Length Constraints: Minimum length of 1. Maximum length of 64.

Required: No

Status

A code that specifies the current status of the association between a Resolver rule and a VPC.

Type: String

Valid Values: CREATING | COMPLETE | DELETING | FAILED | OVERRIDDEN

Required: No

StatusMessage

A detailed description of the status of the association between a Resolver rule and a VPC.

Type: String

Length Constraints: Maximum length of 255.

Required: No

VPCId

The ID of the VPC that you associated the Resolver rule with.

Type: String

Length Constraints: Minimum length of 1. Maximum length of 64.

Required: No

See Also

For more information about using this API in one of the language-specific AWS SDKs, see the following:

- [AWS SDK for C++](#)
- [AWS SDK for Java V2](#)
- [AWS SDK for Ruby V3](#)

ResolverRuleConfig

Service: Amazon Route 53 Resolver

In an [UpdateResolverRule](#) request, information about the changes that you want to make.

Contents

Name

The new name for the Resolver rule. The name that you specify appears in the Resolver dashboard in the Route 53 console.

Type: String

Length Constraints: Maximum length of 64.

Pattern: `(?!^[0-9]+$)([a-zA-Z0-9\-_ ' ']+)`

Required: No

ResolverEndpointId

The ID of the new outbound Resolver endpoint that you want to use to route DNS queries to the IP addresses that you specify in `TargetIps`.

Type: String

Length Constraints: Minimum length of 1. Maximum length of 64.

Required: No

TargetIps

For DNS queries that originate in your VPC, the new IP addresses that you want to route outbound DNS queries to.

Type: Array of [TargetAddress](#) objects

Array Members: Minimum number of 1 item.

Required: No

See Also

For more information about using this API in one of the language-specific AWS SDKs, see the following:

- [AWS SDK for C++](#)
- [AWS SDK for Java V2](#)
- [AWS SDK for Ruby V3](#)

Tag

Service: Amazon Route 53 Resolver

One tag that you want to add to the specified resource. A tag consists of a `Key` (a name for the tag) and a `Value`.

Contents

Key

The name for the tag. For example, if you want to associate Resolver resources with the account IDs of your customers for billing purposes, the value of `Key` might be `account-id`.

Type: String

Length Constraints: Minimum length of 1. Maximum length of 128.

Required: Yes

Value

The value for the tag. For example, if `Key` is `account-id`, then `Value` might be the ID of the customer account that you're creating the resource for.

Type: String

Length Constraints: Minimum length of 0. Maximum length of 256.

Required: Yes

See Also

For more information about using this API in one of the language-specific AWS SDKs, see the following:

- [AWS SDK for C++](#)
- [AWS SDK for Java V2](#)
- [AWS SDK for Ruby V3](#)

TargetAddress

Service: Amazon Route 53 Resolver

In a [CreateResolverRule](#) request, an array of the IPs that you want to forward DNS queries to.

Contents

Ip

One IPv4 address that you want to forward DNS queries to.

Type: String

Length Constraints: Minimum length of 7. Maximum length of 36.

Required: No

Ipv6

One IPv6 address that you want to forward DNS queries to.

Type: String

Length Constraints: Minimum length of 7. Maximum length of 39.

Required: No

Port

The port at Ip that you want to forward DNS queries to.

Type: Integer

Valid Range: Minimum value of 0. Maximum value of 65535.

Required: No

Protocol

The protocols for the Resolver endpoints. DoH-FIPS is applicable for inbound endpoints only.

For an inbound endpoint you can apply the protocols as follows:

- Do53 and DoH in combination.
- Do53 and DoH-FIPS in combination.

- Do53 alone.
- DoH alone.
- DoH-FIPS alone.
- None, which is treated as Do53.

For an outbound endpoint you can apply the protocols as follows:

- Do53 and DoH in combination.
- Do53 alone.
- DoH alone.
- None, which is treated as Do53.

Type: String

Valid Values: DoH | Do53 | DoH-FIPS

Required: No

See Also

For more information about using this API in one of the language-specific AWS SDKs, see the following:

- [AWS SDK for C++](#)
- [AWS SDK for Java V2](#)
- [AWS SDK for Ruby V3](#)

UpdateIpAddress

Service: Amazon Route 53 Resolver

Provides information about the IP address type in response to [UpdateResolverEndpoint](#).

Contents

IpId

The ID of the IP address, specified by the ResolverEndpointId.

Type: String

Length Constraints: Minimum length of 1. Maximum length of 64.

Required: Yes

Ipv6

The IPv6 address that you want to use for DNS queries.

Type: String

Length Constraints: Minimum length of 7. Maximum length of 39.

Required: Yes

See Also

For more information about using this API in one of the language-specific AWS SDKs, see the following:

- [AWS SDK for C++](#)
- [AWS SDK for Java V2](#)
- [AWS SDK for Ruby V3](#)

Common Parameters

The following list contains the parameters that all actions use for signing Signature Version 4 requests with a query string. Any action-specific parameters are listed in the topic for that action. For more information about Signature Version 4, see [Signing AWS API requests](#) in the *IAM User Guide*.

Action

The action to be performed.

Type: string

Required: Yes

Version

The API version that the request is written for, expressed in the format YYYY-MM-DD.

Type: string

Required: Yes

X-Amz-Algorithm

The hash algorithm that you used to create the request signature.

Condition: Specify this parameter when you include authentication information in a query string instead of in the HTTP authorization header.

Type: string

Valid Values: AWS4-HMAC-SHA256

Required: Conditional

X-Amz-Credential

The credential scope value, which is a string that includes your access key, the date, the region you are targeting, the service you are requesting, and a termination string ("aws4_request"). The value is expressed in the following format: *access_key/YYYYMMDD/region/service/aws4_request*.

For more information, see [Create a signed AWS API request](#) in the *IAM User Guide*.

Condition: Specify this parameter when you include authentication information in a query string instead of in the HTTP authorization header.

Type: string

Required: Conditional

X-Amz-Date

The date that is used to create the signature. The format must be ISO 8601 basic format (YYYYMMDD'T'HHMMSS'Z'). For example, the following date time is a valid X-Amz-Date value: 20120325T120000Z.

Condition: X-Amz-Date is optional for all requests; it can be used to override the date used for signing requests. If the Date header is specified in the ISO 8601 basic format, X-Amz-Date is not required. When X-Amz-Date is used, it always overrides the value of the Date header. For more information, see [Elements of an AWS API request signature](#) in the *IAM User Guide*.

Type: string

Required: Conditional

X-Amz-Security-Token

The temporary security token that was obtained through a call to AWS Security Token Service (AWS STS). For a list of services that support temporary security credentials from AWS STS, see [AWS services that work with IAM](#) in the *IAM User Guide*.

Condition: If you're using temporary security credentials from AWS STS, you must include the security token.

Type: string

Required: Conditional

X-Amz-Signature

Specifies the hex-encoded signature that was calculated from the string to sign and the derived signing key.

Condition: Specify this parameter when you include authentication information in a query string instead of in the HTTP authorization header.

Type: string

Required: Conditional

X-Amz-SignedHeaders

Specifies all the HTTP headers that were included as part of the canonical request. For more information about specifying signed headers, see [Create a signed AWS API request](#) in the *IAM User Guide*.

Condition: Specify this parameter when you include authentication information in a query string instead of in the HTTP authorization header.

Type: string

Required: Conditional

Common Errors

This section lists the errors common to the API actions of all AWS services. For errors specific to an API action for this service, see the topic for that API action.

AccessDeniedException

You do not have sufficient access to perform this action.

HTTP Status Code: 400

IncompleteSignature

The request signature does not conform to AWS standards.

HTTP Status Code: 400

InternalFailure

The request processing has failed because of an unknown error, exception or failure.

HTTP Status Code: 500

InvalidAction

The action or operation requested is invalid. Verify that the action is typed correctly.

HTTP Status Code: 400

InvalidClientTokenId

The X.509 certificate or AWS access key ID provided does not exist in our records.

HTTP Status Code: 403

NotAuthorized

You do not have permission to perform this action.

HTTP Status Code: 400

OptInRequired

The AWS access key ID needs a subscription for the service.

HTTP Status Code: 403

RequestExpired

The request reached the service more than 15 minutes after the date stamp on the request or more than 15 minutes after the request expiration date (such as for pre-signed URLs), or the date stamp on the request is more than 15 minutes in the future.

HTTP Status Code: 400

ServiceUnavailable

The request has failed due to a temporary failure of the server.

HTTP Status Code: 503

ThrottlingException

The request was denied due to request throttling.

HTTP Status Code: 400

ValidationError

The input fails to satisfy the constraints specified by an AWS service.

HTTP Status Code: 400