



API Reference

AWS CodeDeploy



API Version 2014-10-06

Copyright © 2026 Amazon Web Services, Inc. and/or its affiliates. All rights reserved.

AWS CodeDeploy: API Reference

Copyright © 2026 Amazon Web Services, Inc. and/or its affiliates. All rights reserved.

Amazon's trademarks and trade dress may not be used in connection with any product or service that is not Amazon's, in any manner that is likely to cause confusion among customers, or in any manner that disparages or discredits Amazon. All other trademarks not owned by Amazon are the property of their respective owners, who may or may not be affiliated with, connected to, or sponsored by Amazon.

Table of Contents

Welcome	1
Actions	3
AddTagsToOnPremisesInstances	5
Request Syntax	5
Request Parameters	5
Response Elements	6
Errors	6
Examples	7
See Also	8
BatchGetApplicationRevisions	9
Request Syntax	9
Request Parameters	9
Response Syntax	10
Response Elements	11
Errors	11
Examples	12
See Also	15
BatchGetApplications	16
Request Syntax	16
Request Parameters	16
Response Syntax	16
Response Elements	17
Errors	17
Examples	18
See Also	19
BatchGetDeploymentGroups	20
Request Syntax	20
Request Parameters	20
Response Syntax	20
Response Elements	24
Errors	25
Examples	26
See Also	28
BatchGetDeploymentInstances	30

Request Syntax	30
Request Parameters	30
Response Syntax	31
Response Elements	31
Errors	32
Examples	33
See Also	40
BatchGetDeployments	41
Request Syntax	41
Request Parameters	41
Response Syntax	41
Response Elements	45
Errors	45
Examples	46
See Also	49
BatchGetDeploymentTargets	50
Request Syntax	50
Request Parameters	50
Response Syntax	51
Response Elements	54
Errors	54
See Also	56
BatchGetOnPremisesInstances	57
Request Syntax	57
Request Parameters	57
Response Syntax	57
Response Elements	58
Errors	58
Examples	59
See Also	60
ContinueDeployment	61
Request Syntax	61
Request Parameters	61
Response Elements	62
Errors	62
Examples	63

See Also	63
CreateApplication	65
Request Syntax	65
Request Parameters	65
Response Syntax	66
Response Elements	66
Errors	66
Examples	67
See Also	68
CreateDeployment	69
Request Syntax	69
Request Parameters	70
Response Syntax	74
Response Elements	74
Errors	74
Examples	78
See Also	79
CreateDeploymentConfig	81
Request Syntax	81
Request Parameters	81
Response Syntax	83
Response Elements	83
Errors	83
Examples	84
See Also	85
CreateDeploymentGroup	87
Request Syntax	87
Request Parameters	90
Response Syntax	94
Response Elements	94
Errors	95
Examples	99
See Also	101
DeleteApplication	102
Request Syntax	102
Request Parameters	102

Response Elements	102
Errors	102
Examples	103
See Also	104
DeleteDeploymentConfig	105
Request Syntax	105
Request Parameters	105
Response Elements	105
Errors	105
Examples	106
See Also	107
DeleteDeploymentGroup	108
Request Syntax	108
Request Parameters	108
Response Syntax	108
Response Elements	109
Errors	109
Examples	110
See Also	111
DeleteGitHubAccountToken	112
Request Syntax	112
Request Parameters	112
Response Syntax	112
Response Elements	112
Errors	113
See Also	113
DeleteResourcesByExternalId	115
Request Syntax	115
Request Parameters	115
Response Elements	115
Errors	115
See Also	116
DeregisterOnPremisesInstance	117
Request Syntax	117
Request Parameters	117
Response Elements	117

Errors	117
Examples	118
See Also	118
GetApplication	120
Request Syntax	120
Request Parameters	120
Response Syntax	120
Response Elements	121
Errors	121
Examples	121
See Also	122
GetApplicationRevision	124
Request Syntax	124
Request Parameters	124
Response Syntax	125
Response Elements	126
Errors	126
Examples	127
See Also	128
GetDeployment	130
Request Syntax	130
Request Parameters	130
Response Syntax	130
Response Elements	134
Errors	134
Examples	135
See Also	136
GetDeploymentConfig	138
Request Syntax	138
Request Parameters	138
Response Syntax	138
Response Elements	139
Errors	139
Examples	140
See Also	141
GetDeploymentGroup	142

Request Syntax	142
Request Parameters	142
Response Syntax	142
Response Elements	146
Errors	146
Examples	147
See Also	149
GetDeploymentInstance	150
Request Syntax	150
Request Parameters	150
Response Syntax	150
Response Elements	151
Errors	151
Examples	152
See Also	155
GetDeploymentTarget	157
Request Syntax	157
Request Parameters	157
Response Syntax	157
Response Elements	160
Errors	160
See Also	161
GetOnPremisesInstance	163
Request Syntax	163
Request Parameters	163
Response Syntax	163
Response Elements	164
Errors	164
Examples	164
See Also	166
ListApplicationRevisions	167
Request Syntax	167
Request Parameters	167
Response Syntax	169
Response Elements	170
Errors	170

Examples	171
See Also	173
ListApplications	175
Request Syntax	175
Request Parameters	175
Response Syntax	175
Response Elements	175
Errors	176
Examples	176
See Also	177
ListDeploymentConfigs	178
Request Syntax	178
Request Parameters	178
Response Syntax	178
Response Elements	178
Errors	179
Examples	179
See Also	180
ListDeploymentGroups	182
Request Syntax	182
Request Parameters	182
Response Syntax	182
Response Elements	183
Errors	183
Examples	184
See Also	185
ListDeploymentInstances	186
Request Syntax	186
Request Parameters	186
Response Syntax	187
Response Elements	187
Errors	188
Examples	189
See Also	190
ListDeployments	192
Request Syntax	192

Request Parameters	192
Response Syntax	194
Response Elements	194
Errors	195
Examples	196
See Also	197
ListDeploymentTargets	198
Request Syntax	198
Request Parameters	198
Response Syntax	199
Response Elements	199
Errors	199
See Also	201
ListGitHubAccountTokenNames	202
Request Syntax	202
Request Parameters	202
Response Syntax	202
Response Elements	202
Errors	203
See Also	203
ListOnPremisesInstances	205
Request Syntax	205
Request Parameters	205
Response Syntax	206
Response Elements	206
Errors	207
Examples	207
See Also	208
ListTagsForResource	209
Request Syntax	209
Request Parameters	209
Response Syntax	209
Response Elements	210
Errors	210
See Also	211
PutLifecycleEventHookExecutionStatus	212

Request Syntax	212
Request Parameters	212
Response Syntax	213
Response Elements	213
Errors	213
See Also	214
RegisterApplicationRevision	216
Request Syntax	216
Request Parameters	216
Response Elements	217
Errors	217
Examples	218
See Also	219
RegisterOnPremisesInstance	220
Request Syntax	220
Request Parameters	220
Response Elements	221
Errors	221
Examples	222
See Also	223
RemoveTagsFromOnPremisesInstances	224
Request Syntax	224
Request Parameters	224
Response Elements	224
Errors	225
Examples	226
See Also	227
SkipWaitTimeForInstanceTermination	228
Request Syntax	228
Request Parameters	228
Response Elements	228
Errors	228
Examples	229
See Also	230
StopDeployment	231
Request Syntax	231

Request Parameters	231
Response Syntax	231
Response Elements	232
Errors	232
Examples	233
See Also	234
TagResource	235
Request Syntax	235
Request Parameters	235
Response Elements	236
Errors	236
See Also	237
UntagResource	238
Request Syntax	238
Request Parameters	238
Response Elements	238
Errors	239
See Also	240
UpdateApplication	241
Request Syntax	241
Request Parameters	241
Response Elements	241
Errors	242
Examples	242
See Also	243
UpdateDeploymentGroup	244
Request Syntax	244
Request Parameters	246
Response Syntax	251
Response Elements	251
Errors	251
Examples	256
See Also	257
Data Types	259
Alarm	262
Contents	262

See Also	262
AlarmConfiguration	263
Contents	263
See Also	263
ApplicationInfo	265
Contents	265
See Also	266
AppSpecContent	267
Contents	267
See Also	267
AutoRollbackConfiguration	269
Contents	269
See Also	269
AutoScalingGroup	270
Contents	270
See Also	270
BlueGreenDeploymentConfiguration	272
Contents	272
See Also	272
BlueInstanceTerminationOption	274
Contents	274
See Also	274
CloudFormationTarget	276
Contents	276
See Also	277
DeploymentConfigInfo	278
Contents	278
See Also	279
DeploymentGroupInfo	280
Contents	280
See Also	284
DeploymentInfo	286
Contents	286
See Also	292
DeploymentOverview	294
Contents	294

See Also	295
DeploymentReadyOption	296
Contents	296
See Also	296
DeploymentStyle	298
Contents	298
See Also	298
DeploymentTarget	299
Contents	299
See Also	300
Diagnostics	301
Contents	301
See Also	302
EC2TagFilter	303
Contents	303
See Also	303
EC2TagSet	305
Contents	305
See Also	305
ECSService	306
Contents	306
See Also	306
ECSTarget	307
Contents	307
See Also	308
ECSTaskSet	309
Contents	309
See Also	311
ELBInfo	312
Contents	312
See Also	312
ErrorInformation	313
Contents	313
See Also	314
GenericRevisionInfo	315
Contents	315

See Also	316
GitHubLocation	317
Contents	317
See Also	317
GreenFleetProvisioningOption	318
Contents	318
See Also	318
InstanceInfo	319
Contents	319
See Also	320
InstanceSummary	321
Contents	321
See Also	322
InstanceTarget	323
Contents	323
See Also	324
LambdaFunctionInfo	325
Contents	325
See Also	326
LambdaTarget	327
Contents	327
See Also	328
LastDeploymentInfo	329
Contents	329
See Also	330
LifecycleEvent	331
Contents	331
See Also	332
LoadBalancerInfo	333
Contents	333
See Also	334
MinimumHealthyHosts	335
Contents	335
See Also	336
MinimumHealthyHostsPerZone	337
Contents	337

See Also	337
OnPremisesTagSet	338
Contents	338
See Also	338
RawString	339
Contents	339
See Also	339
RelatedDeployments	340
Contents	340
See Also	340
RevisionInfo	341
Contents	341
See Also	341
RevisionLocation	342
Contents	342
See Also	343
RollbackInfo	344
Contents	344
See Also	344
S3Location	345
Contents	345
See Also	346
Tag	347
Contents	347
See Also	347
TagFilter	348
Contents	348
See Also	348
TargetGroupInfo	350
Contents	350
See Also	350
TargetGroupPairInfo	351
Contents	351
See Also	351
TargetInstances	353
Contents	353

See Also	353
TimeBasedCanary	355
Contents	355
See Also	355
TimeBasedLinear	356
Contents	356
See Also	356
TimeRange	357
Contents	357
See Also	357
TrafficRoute	359
Contents	359
See Also	359
TrafficRoutingConfig	360
Contents	360
See Also	361
TriggerConfig	362
Contents	362
See Also	362
ZonalConfig	364
Contents	364
See Also	365
Common Parameters	366
Common Error Types	369

Welcome

AWS CodeDeploy is a deployment service that automates application deployments to Amazon EC2 instances, on-premises instances running in your own facility, serverless AWS Lambda functions, or applications in an Amazon ECS service.

You can deploy a nearly unlimited variety of application content, such as an updated Lambda function, updated applications in an Amazon ECS service, code, web and configuration files, executables, packages, scripts, multimedia files, and so on. AWS CodeDeploy can deploy application content stored in Amazon S3 buckets, GitHub repositories, or Bitbucket repositories. You do not need to make changes to your existing code before you can use AWS CodeDeploy.

AWS CodeDeploy makes it easier for you to rapidly release new features, helps you avoid downtime during application deployment, and handles the complexity of updating your applications, without many of the risks associated with error-prone manual deployments.

AWS CodeDeploy Components

Use the information in this guide to help you work with the following AWS CodeDeploy components:

- **Application:** A name that uniquely identifies the application you want to deploy. AWS CodeDeploy uses this name, which functions as a container, to ensure the correct combination of revision, deployment configuration, and deployment group are referenced during a deployment.
- **Deployment group:** A set of individual instances, CodeDeploy Lambda deployment configuration settings, or an Amazon ECS service and network details. A Lambda deployment group specifies how to route traffic to a new version of a Lambda function. An Amazon ECS deployment group specifies the service created in Amazon ECS to deploy, a load balancer, and a listener to reroute production traffic to an updated containerized application. An Amazon EC2/On-premises deployment group contains individually tagged instances, Amazon EC2 instances in Amazon EC2 Auto Scaling groups, or both. All deployment groups can specify optional trigger, alarm, and rollback settings.
- **Deployment configuration:** A set of deployment rules and deployment success and failure conditions used by AWS CodeDeploy during a deployment.
- **Deployment:** The process and the components used when updating a Lambda function, a containerized application in an Amazon ECS service, or of installing content on one or more instances.

- **Application revisions:** For an AWS Lambda deployment, this is an AppSpec file that specifies the Lambda function to be updated and one or more functions to validate deployment lifecycle events. For an Amazon ECS deployment, this is an AppSpec file that specifies the Amazon ECS task definition, container, and port where production traffic is rerouted. For an EC2/On-premises deployment, this is an archive file that contains source content—source code, webpages, executable files, and deployment scripts—along with an AppSpec file. Revisions are stored in Amazon S3 buckets or GitHub repositories. For Amazon S3, a revision is uniquely identified by its Amazon S3 object key and its ETag, version, or both. For GitHub, a revision is uniquely identified by its commit ID.

This guide also contains information to help you get details about the instances in your deployments, to make on-premises instances available for AWS CodeDeploy deployments, to get details about a Lambda function deployment, and to get details about Amazon ECS service deployments.

AWS CodeDeploy Information Resources

- [AWS CodeDeploy User Guide](#)
- [AWS CodeDeploy API Reference Guide](#)
- [AWS CLI Reference for AWS CodeDeploy](#)
- [AWS CodeDeploy Developer Forum](#)

This document was last published on April 10, 2026.

Actions

The following actions are supported:

- [AddTagsToOnPremisesInstances](#)
- [BatchGetApplicationRevisions](#)
- [BatchGetApplications](#)
- [BatchGetDeploymentGroups](#)
- [BatchGetDeploymentInstances](#)
- [BatchGetDeployments](#)
- [BatchGetDeploymentTargets](#)
- [BatchGetOnPremisesInstances](#)
- [ContinueDeployment](#)
- [CreateApplication](#)
- [CreateDeployment](#)
- [CreateDeploymentConfig](#)
- [CreateDeploymentGroup](#)
- [DeleteApplication](#)
- [DeleteDeploymentConfig](#)
- [DeleteDeploymentGroup](#)
- [DeleteGitHubAccountToken](#)
- [DeleteResourcesByExternalId](#)
- [DeregisterOnPremisesInstance](#)
- [GetApplication](#)
- [GetApplicationRevision](#)
- [GetDeployment](#)
- [GetDeploymentConfig](#)
- [GetDeploymentGroup](#)
- [GetDeploymentInstance](#)
- [GetDeploymentTarget](#)
- [GetOnPremisesInstance](#)

- [ListApplicationRevisions](#)
- [ListApplications](#)
- [ListDeploymentConfigs](#)
- [ListDeploymentGroups](#)
- [ListDeploymentInstances](#)
- [ListDeployments](#)
- [ListDeploymentTargets](#)
- [ListGitHubAccountTokenNames](#)
- [ListOnPremisesInstances](#)
- [ListTagsForResource](#)
- [PutLifecycleEventHookExecutionStatus](#)
- [RegisterApplicationRevision](#)
- [RegisterOnPremisesInstance](#)
- [RemoveTagsFromOnPremisesInstances](#)
- [SkipWaitTimeForInstanceTermination](#)
- [StopDeployment](#)
- [TagResource](#)
- [UntagResource](#)
- [UpdateApplication](#)
- [UpdateDeploymentGroup](#)

AddTagsToOnPremisesInstances

Adds tags to on-premises instances.

Request Syntax

```
{
  "instanceNames": [ "string" ],
  "tags": [
    {
      "Key": "string",
      "Value": "string"
    }
  ]
}
```

Request Parameters

For information about the parameters that are common to all actions, see [Common Parameters](#).

The request accepts the following data in JSON format.

[instanceNames](#)

The names of the on-premises instances to which to add tags.

Type: Array of strings

Required: Yes

[tags](#)

The tag key-value pairs to add to the on-premises instances.

Keys and values are both required. Keys cannot be null or empty strings. Value-only tags are not allowed.

Type: Array of [Tag](#) objects

Required: Yes

Response Elements

If the action is successful, the service sends back an HTTP 200 response with an empty HTTP body.

Errors

For information about the errors that are common to all actions, see [Common Error Types](#).

InstanceLimitExceededException

The maximum number of allowed on-premises instances in a single call was exceeded.

HTTP Status Code: 400

InstanceNameRequiredException

An on-premises instance name was not specified.

HTTP Status Code: 400

InstanceNotRegisteredException

The specified on-premises instance is not registered.

HTTP Status Code: 400

InvalidInstanceNameException

The on-premises instance name was specified in an invalid format.

HTTP Status Code: 400

InvalidTagException

The tag was specified in an invalid format.

HTTP Status Code: 400

TagLimitExceededException

The maximum allowed number of tags was exceeded.

HTTP Status Code: 400

TagRequiredException

A tag was not specified.

HTTP Status Code: 400

Examples

Example

This example illustrates one usage of `AddTagsToOnPremisesInstances`.

Sample Request

```
POST / HTTP/1.1
Host: codedeploy.us-east-1.amazonaws.com
Accept-Encoding: identity
Content-Length: 105
X-Amz-Target: CodeDeploy_20141006.AddTagsToOnPremisesInstances
X-Amz-Date: 20160707T225742Z
User-Agent: aws-cli/1.10.6 Python/2.7.9 Windows/7 botocore/1.3.28
Content-Type: application/x-amz-json-1.1
Authorization: AWS4-HMAC-SHA256 Credential=AKIAIOSFODNN7EXAMPLE/20160707/us-east-1/
codedeploy/aws4_request,
SignedHeaders=content-type;host;user-agent;x-amz-date;x-amz-target,
Signature=39c3b3042cd2aEXAMPLE

{
  "instanceNames": [
    "grp-b-inst-2",
    "grp-b-inst-1"
  ],
  "tags": [
    {
      "Key": "Name",
      "Value": "Cost-Center-456"
    }
  ]
}
```

Sample Response

```
HTTP/1.1 200 OK
x-amzn-RequestId: 4ccc9cf0-88c9-11e5-8ce3-2704437d0309
Content-Type: application/x-amz-json-1.1
Content-Length: 0
```

See Also

For more information about using this API in one of the language-specific AWS SDKs, see the following:

- [AWS Command Line Interface V2](#)
- [AWS SDK for .NET V4](#)
- [AWS SDK for C++](#)
- [AWS SDK for Go v2](#)
- [AWS SDK for Java V2](#)
- [AWS SDK for JavaScript V3](#)
- [AWS SDK for Kotlin](#)
- [AWS SDK for PHP V3](#)
- [AWS SDK for Python](#)
- [AWS SDK for Ruby V3](#)

BatchGetApplicationRevisions

Gets information about one or more application revisions. The maximum number of application revisions that can be returned is 25.

Request Syntax

```
{
  "applicationName": "string",
  "revisions": [
    {
      "appSpecContent": {
        "content": "string",
        "sha256": "string"
      },
      "gitHubLocation": {
        "commitId": "string",
        "repository": "string"
      },
      "revisionType": "string",
      "s3Location": {
        "bucket": "string",
        "bundleType": "string",
        "eTag": "string",
        "key": "string",
        "version": "string"
      },
      "string": {
        "content": "string",
        "sha256": "string"
      }
    }
  ]
}
```

Request Parameters

For information about the parameters that are common to all actions, see [Common Parameters](#).

The request accepts the following data in JSON format.

applicationName

The name of an AWS CodeDeploy application about which to get revision information.

Type: String

Length Constraints: Minimum length of 1. Maximum length of 100.

Required: Yes

revisions

An array of RevisionLocation objects that specify information to get about the application revisions, including type and location. The maximum number of RevisionLocation objects you can specify is 25.

Type: Array of [RevisionLocation](#) objects

Required: Yes

Response Syntax

```
{
  "applicationName": "string",
  "errorMessage": "string",
  "revisions": [
    {
      "genericRevisionInfo": {
        "deploymentGroups": [ "string" ],
        "description": "string",
        "firstUsedTime": number,
        "lastUsedTime": number,
        "registerTime": number
      },
      "revisionLocation": {
        "appSpecContent": {
          "content": "string",
          "sha256": "string"
        },
        "githubLocation": {
          "commitId": "string",
          "repository": "string"
        },
        "revisionType": "string",
```

```
    "s3Location": {
      "bucket": "string",
      "bundleType": "string",
      "eTag": "string",
      "key": "string",
      "version": "string"
    },
    "string": {
      "content": "string",
      "sha256": "string"
    }
  }
}
```

Response Elements

If the action is successful, the service sends back an HTTP 200 response.

The following data is returned in JSON format by the service.

applicationName

The name of the application that corresponds to the revisions.

Type: String

Length Constraints: Minimum length of 1. Maximum length of 100.

errorMessage

Information about errors that might have occurred during the API call.

Type: String

revisions

Additional information about the revisions, including the type and location.

Type: Array of [RevisionInfo](#) objects

Errors

For information about the errors that are common to all actions, see [Common Error Types](#).

ApplicationDoesNotExistException

The application does not exist with the user or AWS account.

HTTP Status Code: 400

ApplicationNameRequiredException

The minimum number of required application names was not specified.

HTTP Status Code: 400

BatchLimitExceededException

The maximum number of names or IDs allowed for this request (100) was exceeded.

HTTP Status Code: 400

InvalidApplicationNameException

The application name was specified in an invalid format.

HTTP Status Code: 400

InvalidRevisionException

The revision was specified in an invalid format.

HTTP Status Code: 400

RevisionRequiredException

The revision ID was not specified.

HTTP Status Code: 400

Examples

Example

This example illustrates one usage of BatchGetApplicationRevisions.

Sample Request

```
POST / HTTP/1.1
```

```
Host: codedeploy.us-east-1.amazonaws.com
Accept-Encoding: identity
Content-Length: 284
X-Amz-Target: CodeDeploy_20141006.BatchGetApplicationRevisions
X-Amz-Date: 20160707T172627Z
User-Agent: aws-cli/1.10.6 Python/2.7.9 Windows/7 botocore/1.3.28
Content-Type: application/x-amz-json-1.1
Authorization: AWS4-HMAC-SHA256 Credential=AKIAIOSFODNN7EXAMPLE/20160707/us-east-1/
codedeploy/aws4_request,
SignedHeaders=content-type;host;user-agent;x-amz-date;x-amz-target,
Signature=39c3b3042cd2aEXAMPLE
```

```
{
  "applicationName": "TestApp-us-east-1",
  "revisions": [
    {
      "revisionType": "S3",
      "s3Location": {
        "bundleType": "zip",
        "version": "4eQLXx7nw0iP22hxwt2_YXrUq972qkG6",
        "bucket": "project-123",
        "key": "North-App.zip",
        "eTag": "3fdd7b9196697a096d5af1d649e26a4a"
      }
    },
    {
      "revisionType": "S3",
      "s3Location": {
        "bundleType": "zip",
        "version": "BXrUq974e0iP22hxwt2_QLXx7nw3kjB9",
        "bucket": "project-123",
        "key": "North-App-2.zip",
        "eTag": "4hfhj7b911d649e26a4a45390a096d5af"
      }
    }
  ]
}
```

Sample Response

```
{
  "applicationName": "TestApp-us-east-1",
  "errorMessage": "",
}
```

```
    "revisions": [
      {
        "genericRevisionInfo": {
          "deploymentGroups": [
            "dep-group-def-456"
          ],
          "description": "Application revision registered by Deployment ID: d-
D1EGTDV3C",
          "firstUsedTime": 1446232255.734,
          "lastUsedTime": 1446232255.734,
          "registerTime": 1446232255.734
        },
        "revisionType": "S3",
        "s3Location": {
          "bucket": "project-1234",
          "bundleType": "zip",
          "eTag": "3fdd7b9196697a096d5af1d649e26a4a",
          "key": "North-App.zip",
          "version": "4eQLXx7nw0iP22hxwt2_YXrUq972qkG6"
        }
      },
      {
        "genericRevisionInfo": {
          "deploymentGroups": [
            "dep-group-def-456"
          ],
          "description": "Application revision registered by Deployment ID: d-
F8ROHSIK3K",
          "firstUsedTime": 1455988916.108,
          "lastUsedTime": 1455988916.288,
          "registerTime": 1455988912.217
        },
        "revisionType": "S3",
        "s3Location": {
          "bucket": "project-1234",
          "bundleType": "zip",
          "eTag": "4hfhj7b911d649e26a4a45390a096d5af",
          "key": "North-App-2.zip",
          "version": "BXrUq974e0iP22hxwt2_QLXx7nw3kjB9"
        }
      }
    ]
  }
```

See Also

For more information about using this API in one of the language-specific AWS SDKs, see the following:

- [AWS Command Line Interface V2](#)
- [AWS SDK for .NET V4](#)
- [AWS SDK for C++](#)
- [AWS SDK for Go v2](#)
- [AWS SDK for Java V2](#)
- [AWS SDK for JavaScript V3](#)
- [AWS SDK for Kotlin](#)
- [AWS SDK for PHP V3](#)
- [AWS SDK for Python](#)
- [AWS SDK for Ruby V3](#)

BatchGetApplications

Gets information about one or more applications. The maximum number of applications that can be returned is 100.

Request Syntax

```
{  
  "applicationNames": [ "string" ]  
}
```

Request Parameters

For information about the parameters that are common to all actions, see [Common Parameters](#).

The request accepts the following data in JSON format.

[applicationNames](#)

A list of application names separated by spaces. The maximum number of application names you can specify is 100.

Type: Array of strings

Length Constraints: Minimum length of 1. Maximum length of 100.

Required: Yes

Response Syntax

```
{  
  "applicationsInfo": [  
    {  
      "applicationId": "string",  
      "applicationName": "string",  
      "computePlatform": "string",  
      "createTime": number,  
      "gitHubAccountName": "string",  
      "linkedToGitHub": boolean  
    }  
  ]  
}
```

```
    }  
  ]  
}
```

Response Elements

If the action is successful, the service sends back an HTTP 200 response.

The following data is returned in JSON format by the service.

[applicationsInfo](#)

Information about the applications.

Type: Array of [ApplicationInfo](#) objects

Errors

For information about the errors that are common to all actions, see [Common Error Types](#).

ApplicationDoesNotExistException

The application does not exist with the user or AWS account.

HTTP Status Code: 400

ApplicationNameRequiredException

The minimum number of required application names was not specified.

HTTP Status Code: 400

BatchLimitExceededException

The maximum number of names or IDs allowed for this request (100) was exceeded.

HTTP Status Code: 400

InvalidApplicationNameException

The application name was specified in an invalid format.

HTTP Status Code: 400

Examples

Example

This example illustrates one usage of BatchGetApplications.

Sample Request

```
POST / HTTP/1.1
Host: codedeploy.us-east-1.amazonaws.com
Accept-Encoding: identity
Content-Length: 81
X-Amz-Target: CodeDeploy_20141006.BatchGetApplications
X-Amz-Date: 20160707T230945Z
User-Agent: aws-cli/1.10.6 Python/2.7.9 Windows/7 botocore/1.3.28
Content-Type: application/x-amz-json-1.1
Authorization: AWS4-HMAC-SHA256 Credential=AKIAIOSFODNN7EXAMPLE/20160707/us-east-1/
codedeploy/aws4_request,
SignedHeaders=content-type;host;user-agent;x-amz-date;x-amz-target,
Signature=39c3b3042cd2aEXAMPLE

{
  "applicationNames": [
    "ProductionApp-us-east-1",
    "ProductionApp-us-west-2"
  ]
}
```

Sample Response

```
HTTP/1.1 200 OK
x-amzn-RequestId: 4ccc9cf0-88c9-11e5-8ce3-2704437d0309
Content-Type: application/x-amz-json-1.1
Content-Length: 335

{
  "applicationsInfo": [
    {
      "applicationId": "d8347436-bc51-459e-9c44-f98abEXAMPLE",
      "applicationName": "ProductionApp-us-west-2",
      "createTime": 1446136767.311,
      "linkedToGitHub": false
    },
  ],
}
```

```
{
  "applicationId": "1ecfe802-63f1-4038-8f0d-06688EXAMPLE",
  "applicationName": "ProductionApp-us-east-1",
  "createTime": 1439488406.152,
  "linkedToGitHub": false
}
```

See Also

For more information about using this API in one of the language-specific AWS SDKs, see the following:

- [AWS Command Line Interface V2](#)
- [AWS SDK for .NET V4](#)
- [AWS SDK for C++](#)
- [AWS SDK for Go v2](#)
- [AWS SDK for Java V2](#)
- [AWS SDK for JavaScript V3](#)
- [AWS SDK for Kotlin](#)
- [AWS SDK for PHP V3](#)
- [AWS SDK for Python](#)
- [AWS SDK for Ruby V3](#)

BatchGetDeploymentGroups

Gets information about one or more deployment groups.

Request Syntax

```
{
  "applicationName": "string",
  "deploymentGroupNames": [ "string" ]
}
```

Request Parameters

For information about the parameters that are common to all actions, see [Common Parameters](#).

The request accepts the following data in JSON format.

applicationName

The name of an AWS CodeDeploy application associated with the applicable user or AWS account.

Type: String

Length Constraints: Minimum length of 1. Maximum length of 100.

Required: Yes

deploymentGroupNames

The names of the deployment groups.

Type: Array of strings

Length Constraints: Minimum length of 1. Maximum length of 100.

Required: Yes

Response Syntax

```
{
  "deploymentGroupsInfo": [
    {
```

```
"alarmConfiguration": {
  "alarms": [
    {
      "name": "string"
    }
  ],
  "enabled": boolean,
  "ignorePollAlarmFailure": boolean
},
"applicationName": "string",
"autoRollbackConfiguration": {
  "enabled": boolean,
  "events": [ "string" ]
},
"autoScalingGroups": [
  {
    "hook": "string",
    "name": "string",
    "terminationHook": "string"
  }
],
"blueGreenDeploymentConfiguration": {
  "deploymentReadyOption": {
    "actionOnTimeout": "string",
    "waitTimeInMinutes": number
  },
  "greenFleetProvisioningOption": {
    "action": "string"
  },
  "terminateBlueInstancesOnDeploymentSuccess": {
    "action": "string",
    "terminationWaitTimeInMinutes": number
  }
},
"computePlatform": "string",
"deploymentConfigName": "string",
"deploymentGroupId": "string",
"deploymentGroupName": "string",
"deploymentStyle": {
  "deploymentOption": "string",
  "deploymentType": "string"
},
"ec2TagFilters": [
  {
```

```
        "Key": "string",
        "Type": "string",
        "Value": "string"
    }
],
"ec2TagSet": {
    "ec2TagSetList": [
        [
            {
                "Key": "string",
                "Type": "string",
                "Value": "string"
            }
        ]
    ]
},
"ecsServices": [
    {
        "clusterName": "string",
        "serviceName": "string"
    }
],
"lastAttemptedDeployment": {
    "createTime": number,
    "deploymentId": "string",
    "endTime": number,
    "status": "string"
},
"lastSuccessfulDeployment": {
    "createTime": number,
    "deploymentId": "string",
    "endTime": number,
    "status": "string"
},
"loadBalancerInfo": {
    "elbInfoList": [
        [
            {
                "name": "string"
            }
        ]
    ],
    "targetGroupInfoList": [
        [
            {
                "name": "string"
            }
        ]
    ]
}
```

```

    ],
    "targetGroupPairInfoList": [
      {
        "prodTrafficRoute": {
          "listenerArns": [ "string" ]
        },
        "targetGroups": [
          {
            "name": "string"
          }
        ],
        "testTrafficRoute": {
          "listenerArns": [ "string" ]
        }
      }
    ]
  },
  "onPremisesInstanceTagFilters": [
    {
      "Key": "string",
      "Type": "string",
      "Value": "string"
    }
  ],
  "onPremisesTagSet": {
    "onPremisesTagSetList": [
      [
        {
          "Key": "string",
          "Type": "string",
          "Value": "string"
        }
      ]
    ]
  },
  "outdatedInstancesStrategy": "string",
  "serviceRoleArn": "string",
  "targetRevision": {
    "appSpecContent": {
      "content": "string",
      "sha256": "string"
    },
    "gitHubLocation": {
      "commitId": "string",

```

```

    "repository": "string"
  },
  "revisionType": "string",
  "s3Location": {
    "bucket": "string",
    "bundleType": "string",
    "eTag": "string",
    "key": "string",
    "version": "string"
  },
  "string": {
    "content": "string",
    "sha256": "string"
  }
},
"terminationHookEnabled": boolean,
"triggerConfigurations": [
  {
    "triggerEvents": [ "string" ],
    "triggerName": "string",
    "triggerTargetArn": "string"
  }
]
},
"errorMessage": "string"
}

```

Response Elements

If the action is successful, the service sends back an HTTP 200 response.

The following data is returned in JSON format by the service.

deploymentGroupsInfo

Information about the deployment groups.

Type: Array of [DeploymentGroupInfo](#) objects

errorMessage

Information about errors that might have occurred during the API call.

Type: String

Errors

For information about the errors that are common to all actions, see [Common Error Types](#).

ApplicationDoesNotExistException

The application does not exist with the user or AWS account.

HTTP Status Code: 400

ApplicationNameRequiredException

The minimum number of required application names was not specified.

HTTP Status Code: 400

BatchLimitExceededException

The maximum number of names or IDs allowed for this request (100) was exceeded.

HTTP Status Code: 400

DeploymentConfigDoesNotExistException

The deployment configuration does not exist with the user or AWS account.

HTTP Status Code: 400

DeploymentGroupNameRequiredException

The deployment group name was not specified.

HTTP Status Code: 400

InvalidApplicationNameException

The application name was specified in an invalid format.

HTTP Status Code: 400

InvalidDeploymentGroupNameException

The deployment group name was specified in an invalid format.

HTTP Status Code: 400

Examples

Example

This example illustrates one usage of `BatchGetDeploymentGroups`.

Sample Request

```
POST / HTTP/1.1
Host: codedeploy.us-east-1.amazonaws.com
Accept-Encoding: identity
Content-Length: 90
X-Amz-Target: CodeDeploy_20141006.BatchGetDeploymentGroups
X-Amz-Date: 20160317T175340Z
User-Agent: aws-cli/1.10.6 Python/2.7.9 Windows/7 botocore/1.3.28
Content-Type: application/x-amz-json-1.1
Authorization: AWS4-HMAC-SHA256 Credential=AKIAIOSFODNN7EXAMPLE/20160317/us-east-1/
codedeploy/aws4_request,
SignedHeaders=content-type;host;user-agent;x-amz-date;x-amz-target,
Signature=39c3b3042cd2aEXAMPLE

{
  "applicationName": "TestApp-us-east-1",
  "deploymentGroupNames": [
    "dep-group-def-456",
    "dep-group-jkl-234"
  ]
}
```

Sample Response

```
{
  "deploymentGroupsInfo": [
    {
      "applicationName": "TestApp-us-east-1",
      "autoRollbackConfiguration": {
        "enabled": false
      },
      "autoScalingGroups": [],
      "deploymentConfigName": "CodeDeployDefault.OneAtATime",
      "deploymentGroupId": "d-DBF57CS3H",
      "deploymentGroupName": "dep-group-def-456",
      "deploymentStyle": {
```

```

        "deploymentOption": "WITHOUT_TRAFFIC_CONTROL",
        "deploymentType": "IN_PLACE"
    },
    "ec2TagFilters": [
        {
            "Key": "Name",
            "Type": "KEY_AND_VALUE",
            "Value": "Project-ABC"
        }
    ],
    "onPremisesInstanceTagFilters": [],
    "serviceRoleArn": "arn:aws:iam::444455556666:role/AnyCompany-service-role",
    "targetRevision": {
        "revisionType": "S3",
        "s3Location": {
            "bucket": "project-abc",
            "bundleType": "zip",
            "eTag": "ffe5402cff48b652bf903700453f7408",
            "key": "North-App-3.zip",
            "version": "4eQLXx7nw0iP22hxwt2_YXrUq972qkG6"
        }
    },
    "triggerConfigurations": [
        {
            "triggerEvents": [
                "DeploymentFailure"
            ],
            "triggerName": "Trigger-group-us-east-1-deploy-fail",
            "triggerTargetArn": "arn:aws:sns:us-east-1:80398EXAMPLE:us-east-
deploy-fail"
        }
    ],
    {
        "applicationName": "TestApp-us-east-1",
        "autoRollbackConfiguration": {
            "enabled": false
        },
        "autoScalingGroups": [],
        "deploymentConfigName": "CodeDeployDefault.OneAtATime",
        "deploymentGroupId": "d-DCS73HBF5",
        "deploymentGroupName": "dep-group-def-456",
        "deploymentStyle": {
            "deploymentOption": "WITHOUT_TRAFFIC_CONTROL",

```

```

        "deploymentType": "IN_PLACE"
    },
    "ec2TagFilters": [
        {
            "Key": "Name",
            "Type": "KEY_AND_VALUE",
            "Value": "Project-DEF"
        }
    ],
    "onPremisesInstanceTagFilters": [],
    "serviceRoleArn": "arn:aws:iam::444455556666:role/AnyCompany-service-role",
    "targetRevision": {
        "revisionType": "S3",
        "s3Location": {
            "bucket": "project-def",
            "bundleType": "zip",
            "eTag": "3fdd7b9196697a096d5af1d649e26a4a",
            "key": "North-App-3.zip",
            "version": "BXrUq974e0iP22hxwt2_QLXx7nw3kjB9"
        }
    },
    "triggerConfigurations": [
        {
            "triggerEvents": [
                "DeploymentSuccess"
            ],
            "triggerName": "Trigger-group-us-east-1-deploy-succeed",
            "triggerTargetArn": "arn:aws:sns:us-east-1:80398EXAMPLE:us-east-
deploy-succeed"
        }
    ]
},
    "errorMessage": ""
}

```

See Also

For more information about using this API in one of the language-specific AWS SDKs, see the following:

- [AWS Command Line Interface V2](#)
- [AWS SDK for .NET V4](#)

- [AWS SDK for C++](#)
- [AWS SDK for Go v2](#)
- [AWS SDK for Java V2](#)
- [AWS SDK for JavaScript V3](#)
- [AWS SDK for Kotlin](#)
- [AWS SDK for PHP V3](#)
- [AWS SDK for Python](#)
- [AWS SDK for Ruby V3](#)

BatchGetDeploymentInstances

Note

This method works, but is deprecated. Use `BatchGetDeploymentTargets` instead.

Returns an array of one or more instances associated with a deployment. This method works with EC2/On-premises and AWS Lambda compute platforms. The newer `BatchGetDeploymentTargets` works with all compute platforms. The maximum number of instances that can be returned is 25.

Request Syntax

```
{  
  "deploymentId": "string",  
  "instanceIds": [ "string" ]  
}
```

Request Parameters

For information about the parameters that are common to all actions, see [Common Parameters](#).

The request accepts the following data in JSON format.

deploymentId

The unique ID of a deployment.

Type: String

Required: Yes

instanceIds

The unique IDs of instances used in the deployment. The maximum number of instance IDs you can specify is 25.

Type: Array of strings

Required: Yes

Response Syntax

```
{
  "errorMessage": "string",
  "instancesSummary": [
    {
      "deploymentId": "string",
      "instanceId": "string",
      "instanceType": "string",
      "lastUpdatedAt": number,
      "lifecycleEvents": [
        {
          "diagnostics": {
            "errorCode": "string",
            "logTail": "string",
            "message": "string",
            "scriptName": "string"
          },
          "endTime": number,
          "lifecycleEventName": "string",
          "startTime": number,
          "status": "string"
        }
      ],
      "status": "string"
    }
  ]
}
```

Response Elements

If the action is successful, the service sends back an HTTP 200 response.

The following data is returned in JSON format by the service.

errorMessage

Information about errors that might have occurred during the API call.

Type: String

instancesSummary

Information about the instance.

Type: Array of [InstanceSummary](#) objects

Errors

For information about the errors that are common to all actions, see [Common Error Types](#).

BatchLimitExceededException

The maximum number of names or IDs allowed for this request (100) was exceeded.

HTTP Status Code: 400

DeploymentDoesNotExistException

The deployment with the user or AWS account does not exist.

HTTP Status Code: 400

DeploymentIdRequiredException

At least one deployment ID must be specified.

HTTP Status Code: 400

InstanceIdRequiredException

This error has been deprecated.

The instance ID was not specified.

HTTP Status Code: 400

InvalidComputePlatformException

The computePlatform is invalid. The computePlatform should be Lambda, Server, or ECS.

HTTP Status Code: 400

InvalidDeploymentIdException

At least one of the deployment IDs was specified in an invalid format.

HTTP Status Code: 400

InvalidInstanceNameException

The on-premises instance name was specified in an invalid format.

HTTP Status Code: 400

Examples

Example

This example illustrates one usage of `BatchGetDeploymentInstances`.

Sample Request

```
POST / HTTP/1.1
Host: codedeploy.us-east-1.amazonaws.com
Accept-Encoding: identity
Content-Length: 90
X-Amz-Target: CodeDeploy_20141006.BatchGetDeploymentInstances
X-Amz-Date: 20160707T175340Z
User-Agent: aws-cli/1.10.6 Python/2.7.9 Windows/7 botocore/1.3.28
Content-Type: application/x-amz-json-1.1
Authorization: AWS4-HMAC-SHA256 Credential=AKIAIOSFODNN7EXAMPLE/20160707/us-east-1/
codedeploy/aws4_request,
SignedHeaders=content-type;host;user-agent;x-amz-date;x-amz-target,
Signature=39c3b3042cd2aEXAMPLE

{
  "deploymentId": "d-DXT57CS2G",
  "instanceIds": [
    "i-2b4a36ad00EXAMPLE",
    "i-384a57d300EXAMPLE",
    "i-623g53b300EXAMPLE"
  ]
}
```

Sample Response

```
{
  "errorMessage": "",
  "instancesSummary": [
    {
      "deploymentId": "d-DXT57CS2G",
      "instanceId": "arn:aws:ec2:us-east-1:803981987763:instance/
i-623g53b300EXAMPLE",
      "lastUpdatedAt": 1455988938.931,
```

```
"lifecycleEvents": [  
  {  
    "diagnostics": {  
      "errorCode": "Success",  
      "logTail": "",  
      "message": "Succeeded",  
      "scriptName": ""  
    },  
    "endTime": 1455988923.454,  
    "lifecycleEventName": "ApplicationStop",  
    "startTime": 1455988923.284,  
    "status": "Succeeded"  
  },  
  {  
    "diagnostics": {  
      "errorCode": "Success",  
      "logTail": "",  
      "message": "Succeeded",  
      "scriptName": ""  
    },  
    "endTime": 1455988925.903,  
    "lifecycleEventName": "DownloadBundle",  
    "startTime": 1455988925.574,  
    "status": "Succeeded"  
  },  
  {  
    "diagnostics": {  
      "errorCode": "Success",  
      "logTail": "",  
      "message": "Succeeded",  
      "scriptName": ""  
    },  
    "endTime": 1455988927.731,  
    "lifecycleEventName": "BeforeInstall",  
    "startTime": 1455988927.011,  
    "status": "Succeeded"  
  },  
  {  
    "diagnostics": {  
      "errorCode": "Success",  
      "logTail": "",  
      "message": "Succeeded",  
      "scriptName": ""  
    },  
    "endTime": 1455988929.564,  
    "lifecycleEventName": "ApplicationStart",  
    "startTime": 1455988929.394,  
    "status": "Succeeded"  
  }  
]
```

```
        "endTime": 1455988931.435,
        "lifecycleEventName": "Install",
        "startTime": 1455988931.272,
        "status": "Succeeded"
    },
    {
        "diagnostics": {
            "errorCode": "Success",
            "logTail": "",
            "message": "Succeeded",
            "scriptName": ""
        },
        "endTime": 1455988933.129,
        "lifecycleEventName": "AfterInstall",
        "startTime": 1455988932.951,
        "status": "Succeeded"
    },
    {
        "diagnostics": {
            "errorCode": "Success",
            "logTail": "",
            "message": "Succeeded",
            "scriptName": ""
        },
        "endTime": 1455988935.599,
        "lifecycleEventName": "ApplicationStart",
        "startTime": 1455988935.459,
        "status": "Succeeded"
    },
    {
        "diagnostics": {
            "errorCode": "Success",
            "logTail": "",
            "message": "Succeeded",
            "scriptName": ""
        },
        "endTime": 1455988937.286,
        "lifecycleEventName": "ValidateService",
        "startTime": 1455988937.166,
        "status": "Succeeded"
    }
    ],
    "status": "Succeeded"
},
```

```
{
  "deploymentId": "d-DXT57CS2G",
  "instanceId": "arn:aws:ec2:us-east-1:803981987763:instance/
i-384a57d300EXAMPLE",
  "lastUpdatedAt": 1455988921.266,
  "lifecycleEvents": [
    {
      "diagnostics": {
        "errorCode": "Success",
        "logTail": "",
        "message": "Succeeded",
        "scriptName": ""
      },
      "endTime": 1455988908.166,
      "lifecycleEventName": "ApplicationStop",
      "startTime": 1455988908.002,
      "status": "Succeeded"
    },
    {
      "diagnostics": {
        "errorCode": "Success",
        "logTail": "",
        "message": "Succeeded",
        "scriptName": ""
      },
      "endTime": 1455988910.007,
      "lifecycleEventName": "DownloadBundle",
      "startTime": 1455988909.817,
      "status": "Succeeded"
    },
    {
      "diagnostics": {
        "errorCode": "Success",
        "logTail": "",
        "message": "Succeeded",
        "scriptName": ""
      },
      "endTime": 1455988912.501,
      "lifecycleEventName": "BeforeInstall",
      "startTime": 1455988911.823,
      "status": "Succeeded"
    },
    {
      "diagnostics": {
```

```
        "errorCode": "Success",
        "logTail": "",
        "message": "Succeeded",
        "scriptName": ""
    },
    "endTime": 1455988914.18,
    "lifecycleEventName": "Install",
    "startTime": 1455988914.068,
    "status": "Succeeded"
},
{
    "diagnostics": {
        "errorCode": "Success",
        "logTail": "",
        "message": "Succeeded",
        "scriptName": ""
    },
    "endTime": 1455988916.288,
    "lifecycleEventName": "AfterInstall",
    "startTime": 1455988916.108,
    "status": "Succeeded"
},
{
    "diagnostics": {
        "errorCode": "Success",
        "logTail": "",
        "message": "Succeeded",
        "scriptName": ""
    },
    "endTime": 1455988917.63,
    "lifecycleEventName": "ApplicationStart",
    "startTime": 1455988917.513,
    "status": "Succeeded"
},
{
    "diagnostics": {
        "errorCode": "Success",
        "logTail": "",
        "message": "Succeeded",
        "scriptName": ""
    },
    "endTime": 1455988919.616,
    "lifecycleEventName": "ValidateService",
    "startTime": 1455988919.489,
```

```
        "status": "Succeeded"
      }
    ],
    "status": "Succeeded"
  },
  {
    "deploymentId": "d-DXT57CS2G",
    "instanceId": "arn:aws:ec2:us-east-1:803981987763:instance/i-2b4a36ad00EXAMPLE",
    "lastUpdatedAt": 1455988905.795,
    "lifecycleEvents": [
      {
        "diagnostics": {
          "errorCode": "Success",
          "logTail": "",
          "message": "Succeeded",
          "scriptName": ""
        },
        "endTime": 1455988835.41,
        "lifecycleEventName": "ApplicationStop",
        "startTime": 1455988835.243,
        "status": "Succeeded"
      },
      {
        "diagnostics": {
          "errorCode": "Success",
          "logTail": "",
          "message": "Succeeded",
          "scriptName": ""
        },
        "endTime": 1455988843.137,
        "lifecycleEventName": "DownloadBundle",
        "startTime": 1455988842.349,
        "status": "Succeeded"
      },
      {
        "diagnostics": {
          "errorCode": "Success",
          "logTail": "",
          "message": "Succeeded",
          "scriptName": ""
        },
        "endTime": 1455988845.424,
        "lifecycleEventName": "BeforeInstall",
```

```
    "startTime": 1455988844.707,
    "status": "Succeeded"
  },
  {
    "diagnostics": {
      "errorCode": "Success",
      "logTail": "",
      "message": "Succeeded",
      "scriptName": ""
    },
    "endTime": 1455988853.216,
    "lifecycleEventName": "Install",
    "startTime": 1455988853.096,
    "status": "Succeeded"
  },
  {
    "diagnostics": {
      "errorCode": "Success",
      "logTail": "",
      "message": "Succeeded",
      "scriptName": ""
    },
    "endTime": 1455988858.017,
    "lifecycleEventName": "AfterInstall",
    "startTime": 1455988857.916,
    "status": "Succeeded"
  },
  {
    "diagnostics": {
      "errorCode": "Success",
      "logTail": "",
      "message": "Succeeded",
      "scriptName": ""
    },
    "endTime": 1455988902.714,
    "lifecycleEventName": "ApplicationStart",
    "startTime": 1455988902.56,
    "status": "Succeeded"
  },
  {
    "diagnostics": {
      "errorCode": "Success",
      "logTail": "",
      "message": "Succeeded",
```

```
        "scriptName": ""
      },
      "endTime": 1455988904.577,
      "lifecycleEventName": "ValidateService",
      "startTime": 1455988904.38,
      "status": "Succeeded"
    }
  ],
  "status": "Succeeded"
}
]
```

See Also

For more information about using this API in one of the language-specific AWS SDKs, see the following:

- [AWS Command Line Interface V2](#)
- [AWS SDK for .NET V4](#)
- [AWS SDK for C++](#)
- [AWS SDK for Go v2](#)
- [AWS SDK for Java V2](#)
- [AWS SDK for JavaScript V3](#)
- [AWS SDK for Kotlin](#)
- [AWS SDK for PHP V3](#)
- [AWS SDK for Python](#)
- [AWS SDK for Ruby V3](#)

BatchGetDeployments

Gets information about one or more deployments. The maximum number of deployments that can be returned is 25.

Request Syntax

```
{
  "deploymentIds": [ "string" ]
}
```

Request Parameters

For information about the parameters that are common to all actions, see [Common Parameters](#).

The request accepts the following data in JSON format.

deploymentIds

A list of deployment IDs, separated by spaces. The maximum number of deployment IDs you can specify is 25.

Type: Array of strings

Required: Yes

Response Syntax

```
{
  "deploymentsInfo": [
    {
      "additionalDeploymentStatusInfo": "string",
      "applicationName": "string",
      "autoRollbackConfiguration": {
        "enabled": boolean,
        "events": [ "string" ]
      },
      "blueGreenDeploymentConfiguration": {
        "deploymentReadyOption": {
          "actionOnTimeout": "string",
          "waitTimeInMinutes": number
        }
      }
    }
  ]
}
```

```

    },
    "greenFleetProvisioningOption": {
      "action": "string"
    },
    "terminateBlueInstancesOnDeploymentSuccess": {
      "action": "string",
      "terminationWaitTimeInMinutes": number
    }
  },
  "completeTime": number,
  "computePlatform": "string",
  "createTime": number,
  "creator": "string",
  "deploymentConfigName": "string",
  "deploymentGroupName": "string",
  "deploymentId": "string",
  "deploymentOverview": {
    "Failed": number,
    "InProgress": number,
    "Pending": number,
    "Ready": number,
    "Skipped": number,
    "Succeeded": number
  },
  "deploymentStatusMessages": [ "string" ],
  "deploymentStyle": {
    "deploymentOption": "string",
    "deploymentType": "string"
  },
  "description": "string",
  "errorInformation": {
    "code": "string",
    "message": "string"
  },
  "externalId": "string",
  "fileExistsBehavior": "string",
  "ignoreApplicationStopFailures": boolean,
  "instanceTerminationWaitTimeStarted": boolean,
  "loadBalancerInfo": {
    "elbInfoList": [
      {
        "name": "string"
      }
    ]
  },
],

```

```
    "targetGroupInfoList": [
      {
        "name": "string"
      }
    ],
    "targetGroupPairInfoList": [
      {
        "prodTrafficRoute": {
          "listenerArns": [ "string" ]
        },
        "targetGroups": [
          {
            "name": "string"
          }
        ],
        "testTrafficRoute": {
          "listenerArns": [ "string" ]
        }
      }
    ]
  },
  "overrideAlarmConfiguration": {
    "alarms": [
      {
        "name": "string"
      }
    ],
    "enabled": boolean,
    "ignorePollAlarmFailure": boolean
  },
  "previousRevision": {
    "appSpecContent": {
      "content": "string",
      "sha256": "string"
    },
    "gitHubLocation": {
      "commitId": "string",
      "repository": "string"
    },
    "revisionType": "string",
    "s3Location": {
      "bucket": "string",
      "bundleType": "string",
      "eTag": "string",
```

```

        "key": "string",
        "version": "string"
    },
    "string": {
        "content": "string",
        "sha256": "string"
    }
},
"relatedDeployments": {
    "autoUpdateOutdatedInstancesDeploymentIds": [ "string" ],
    "autoUpdateOutdatedInstancesRootDeploymentId": "string"
},
"revision": {
    "appSpecContent": {
        "content": "string",
        "sha256": "string"
    },
    "gitHubLocation": {
        "commitId": "string",
        "repository": "string"
    },
    "revisionType": "string",
    "s3Location": {
        "bucket": "string",
        "bundleType": "string",
        "eTag": "string",
        "key": "string",
        "version": "string"
    },
    "string": {
        "content": "string",
        "sha256": "string"
    }
},
"rollbackInfo": {
    "rollbackDeploymentId": "string",
    "rollbackMessage": "string",
    "rollbackTriggeringDeploymentId": "string"
},
"startTime": number,
"status": "string",
"targetInstances": {
    "autoScalingGroups": [ "string" ],
    "ec2TagSet": {

```

```
    "ec2TagSetList": [
      [
        {
          "Key": "string",
          "Type": "string",
          "Value": "string"
        }
      ]
    ],
    "tagFilters": [
      {
        "Key": "string",
        "Type": "string",
        "Value": "string"
      }
    ],
    "updateOutdatedInstancesOnly": boolean
  }
]
```

Response Elements

If the action is successful, the service sends back an HTTP 200 response.

The following data is returned in JSON format by the service.

[deploymentsInfo](#)

Information about the deployments.

Type: Array of [DeploymentInfo](#) objects

Errors

For information about the errors that are common to all actions, see [Common Error Types](#).

BatchLimitExceededException

The maximum number of names or IDs allowed for this request (100) was exceeded.

HTTP Status Code: 400

DeploymentIdRequiredException

At least one deployment ID must be specified.

HTTP Status Code: 400

InvalidDeploymentIdException

At least one of the deployment IDs was specified in an invalid format.

HTTP Status Code: 400

Examples

Example

This example illustrates one usage of BatchGetDeployments.

Sample Request

```
POST / HTTP/1.1
Host: codedeploy.us-east-1.amazonaws.com
Accept-Encoding: identity
Content-Length: 49
X-Amz-Target: CodeDeploy_20141006.BatchGetDeployments
X-Amz-Date: 20160707T232439Z
User-Agent: aws-cli/1.10.6 Python/2.7.9 Windows/7 botocore/1.3.28
Content-Type: application/x-amz-json-1.1
Authorization: AWS4-HMAC-SHA256 Credential=AKIAIOSFODNN7EXAMPLE/20160707/us-east-1/
codedeploy/aws4_request,
SignedHeaders=content-type;host;user-agent;x-amz-date;x-amz-target,
Signature=39c3b3042cd2aEXAMPLE

{
  "deploymentIds": [
    "d-5SJA0L04C",
    "d-75H25AT3C"
  ]
}
```

Sample Response

```
HTTP/1.1 200 OK
x-amzn-RequestId: 620484b7-88cb-11e5-b497-75c49EXAMPLE
Content-Type: application/x-amz-json-1.1
Content-Length: 1236

{
  "deploymentsInfo": [{
    "applicationName": "TestApp-us-east-1",
    "autoRollbackConfiguration": {
      "enabled": true
    },
    "completeTime": 1.446232681319E9,
    "createTime": 1.446232639487E9,
    "creator": "user",
    "deploymentConfigName": "CodeDeployDefault.OneAtATime",
    "deploymentGroupName": "dep-group-def-456",
    "deploymentId": "d-74D25AS7C",
    "deploymentOverview": {
      "Failed": 0,
      "InProgress": 0,
      "Pending": 0,
      "Skipped": 0,
      "Succeeded": 1
    },
    "deploymentStyle": {
      "deploymentOption": "WITHOUT_TRAFFIC_CONTROL",
      "deploymentType": "IN_PLACE"
    },
    "description": "Deployment for Project 5678",
    "ignoreApplicationStopFailures": false,
    "revision": {
      "revisionType": "S3",
      "s3Location": {
        "bucket": "project-1234",
        "bundleType": "zip",
        "eTag": "3fdd7b9196697a096d5af1d649e26a4a",
        "key": "North-App.zip"
      }
    },
    "startTime": 1.446246024315E9,
    "status": "Succeeded",
    "updateOutdatedInstancesOnly": false
  }
}
```

```
},
{
  "applicationName": "ProductionApp-eu-central-1",
  "autoRollbackConfiguration": {
    "enabled": false
  },
  "completeTime": 1.446246198207E9,
  "createTime": 1.446246024315E9,
  "creator": "user",
  "deploymentConfigName": "CodeDeployDefault.OneAtATime",
  "deploymentGroupName": "dep-group-jkl-234",
  "deploymentId": "d-5SJA0L04C",
  "deploymentOverview": {
    "Failed": 1,
    "InProgress": 0,
    "Pending": 0,
    "Skipped": 0,
    "Succeeded": 0
  },
  "deploymentStyle": {
    "deploymentOption": "WITHOUT_TRAFFIC_CONTROL",
    "deploymentType": "IN_PLACE"
  },
  "errorInformation": {
    "code": "HEALTH_CONSTRAINTS",
    "message": "The overall deployment failed because too many individual
instances failed deployment, too few healthy instances are available
for deployment, or some instances in your deployment group are
experiencing
problems."
  },
  "ignoreApplicationStopFailures": false,
  "revision": {
    "revisionType": "S3",
    "s3Location": {
      "bucket": "project-5678",
      "bundleType": "zip",
      "eTag": "9007397ea759a2f535bc9b6ef5414f04-1",
      "key": "Pipeline-123/AppBuild-1/CeGy55t"
    }
  },
  "startTime": 1.446246024315E9,
  "rollbackInfo": {},
  "status": "Failed",

```

```
"updateOutdatedInstancesOnly": false
}]
}
```

See Also

For more information about using this API in one of the language-specific AWS SDKs, see the following:

- [AWS Command Line Interface V2](#)
- [AWS SDK for .NET V4](#)
- [AWS SDK for C++](#)
- [AWS SDK for Go v2](#)
- [AWS SDK for Java V2](#)
- [AWS SDK for JavaScript V3](#)
- [AWS SDK for Kotlin](#)
- [AWS SDK for PHP V3](#)
- [AWS SDK for Python](#)
- [AWS SDK for Ruby V3](#)

BatchGetDeploymentTargets

Returns an array of one or more targets associated with a deployment. This method works with all compute types and should be used instead of the deprecated `BatchGetDeploymentInstances`. The maximum number of targets that can be returned is 25.

The type of targets returned depends on the deployment's compute platform or deployment method:

- **EC2/On-premises:** Information about Amazon EC2 instance targets.
- **AWS Lambda :** Information about Lambda functions targets.
- **Amazon ECS:** Information about Amazon ECS service targets.
- **CloudFormation:** Information about targets of blue/green deployments initiated by a CloudFormation stack update.

Request Syntax

```
{
  "deploymentId": "string",
  "targetIds": [ "string" ]
}
```

Request Parameters

For information about the parameters that are common to all actions, see [Common Parameters](#).

The request accepts the following data in JSON format.

deploymentId

The unique ID of a deployment.

Type: String

Required: Yes

targetIds

The unique IDs of the deployment targets. The compute platform of the deployment determines the type of the targets and their formats. The maximum number of deployment target IDs you can specify is 25.

- For deployments that use the EC2/On-premises compute platform, the target IDs are Amazon EC2 or on-premises instances IDs, and their target type is `instanceTarget`.
- For deployments that use the AWS Lambda compute platform, the target IDs are the names of Lambda functions, and their target type is `instanceTarget`.
- For deployments that use the Amazon ECS compute platform, the target IDs are pairs of Amazon ECS clusters and services specified using the format `<clustername>:<servicename>`. Their target type is `ecsTarget`.
- For deployments that are deployed with CloudFormation, the target IDs are CloudFormation stack IDs. Their target type is `ccloudFormationTarget`.

Type: Array of strings

Required: Yes

Response Syntax

```
{
  "deploymentTargets": [
    {
      "cloudFormationTarget": {
        "deploymentId": "string",
        "lastUpdatedAt": number,
        "lifecycleEvents": [
          {
            "diagnostics": {
              "errorCode": "string",
              "logTail": "string",
              "message": "string",
              "scriptName": "string"
            },
            "endTime": number,
            "lifecycleEventName": "string",
            "startTime": number,
            "status": "string"
          }
        ]
      }
    }
  ]
}
```

```
    ],
    "resourceType": "string",
    "status": "string",
    "targetId": "string",
    "targetVersionWeight": number
  },
  "deploymentTargetType": "string",
  "ecsTarget": {
    "deploymentId": "string",
    "lastUpdatedAt": number,
    "lifecycleEvents": [
      {
        "diagnostics": {
          "errorCode": "string",
          "logTail": "string",
          "message": "string",
          "scriptName": "string"
        },
        "endTime": number,
        "lifecycleEventName": "string",
        "startTime": number,
        "status": "string"
      }
    ],
    "status": "string",
    "targetArn": "string",
    "targetId": "string",
    "taskSetsInfo": [
      {
        "desiredCount": number,
        "identifer": "string",
        "pendingCount": number,
        "runningCount": number,
        "status": "string",
        "targetGroup": {
          "name": "string"
        },
        "taskSetLabel": "string",
        "trafficWeight": number
      }
    ]
  },
  "instanceTarget": {
    "deploymentId": "string",
```

```
"instanceLabel": "string",
"lastUpdatedAt": number,
"lifecycleEvents": [
  {
    "diagnostics": {
      "errorCode": "string",
      "logTail": "string",
      "message": "string",
      "scriptName": "string"
    },
    "endTime": number,
    "lifecycleEventName": "string",
    "startTime": number,
    "status": "string"
  }
],
"status": "string",
"targetArn": "string",
"targetId": "string"
},
"lambdaTarget": {
  "deploymentId": "string",
  "lambdaFunctionInfo": {
    "currentVersion": "string",
    "functionAlias": "string",
    "functionName": "string",
    "targetVersion": "string",
    "targetVersionWeight": number
  }
},
"lastUpdatedAt": number,
"lifecycleEvents": [
  {
    "diagnostics": {
      "errorCode": "string",
      "logTail": "string",
      "message": "string",
      "scriptName": "string"
    },
    "endTime": number,
    "lifecycleEventName": "string",
    "startTime": number,
    "status": "string"
  }
],
```

```
        "status": "string",
        "targetArn": "string",
        "targetId": "string"
    }
}
]
```

Response Elements

If the action is successful, the service sends back an HTTP 200 response.

The following data is returned in JSON format by the service.

deploymentTargets

A list of target objects for a deployment. Each target object contains details about the target, such as its status and lifecycle events. The type of the target objects depends on the deployment's compute platform.

- **EC2/On-premises:** Each target object is an Amazon EC2 or on-premises instance.
- **AWS Lambda :** The target object is a specific version of an AWS Lambda function.
- **Amazon ECS:** The target object is an Amazon ECS service.
- **CloudFormation:** The target object is an CloudFormation blue/green deployment.

Type: Array of [DeploymentTarget](#) objects

Errors

For information about the errors that are common to all actions, see [Common Error Types](#).

DeploymentDoesNotExistException

The deployment with the user or AWS account does not exist.

HTTP Status Code: 400

DeploymentIdRequiredException

At least one deployment ID must be specified.

HTTP Status Code: 400

DeploymentNotStartedException

The specified deployment has not started.

HTTP Status Code: 400

DeploymentTargetDoesNotExistException

The provided target ID does not belong to the attempted deployment.

HTTP Status Code: 400

DeploymentTargetIdRequiredException

A deployment target ID was not provided.

HTTP Status Code: 400

DeploymentTargetListSizeExceededException

The maximum number of targets that can be associated with an Amazon ECS or AWS Lambda deployment was exceeded. The target list of both types of deployments must have exactly one item. This exception does not apply to EC2/On-premises deployments.

HTTP Status Code: 400

InstanceDoesNotExistException

This error has been deprecated.

The specified instance does not exist in the deployment group.

HTTP Status Code: 400

InvalidDeploymentIdException

At least one of the deployment IDs was specified in an invalid format.

HTTP Status Code: 400

InvalidDeploymentTargetIdException

The target ID provided was not valid.

HTTP Status Code: 400

See Also

For more information about using this API in one of the language-specific AWS SDKs, see the following:

- [AWS Command Line Interface V2](#)
- [AWS SDK for .NET V4](#)
- [AWS SDK for C++](#)
- [AWS SDK for Go v2](#)
- [AWS SDK for Java V2](#)
- [AWS SDK for JavaScript V3](#)
- [AWS SDK for Kotlin](#)
- [AWS SDK for PHP V3](#)
- [AWS SDK for Python](#)
- [AWS SDK for Ruby V3](#)

BatchGetOnPremisesInstances

Gets information about one or more on-premises instances. The maximum number of on-premises instances that can be returned is 25.

Request Syntax

```
{
  "instanceNames": [ "string" ]
}
```

Request Parameters

For information about the parameters that are common to all actions, see [Common Parameters](#).

The request accepts the following data in JSON format.

instanceNames

The names of the on-premises instances about which to get information. The maximum number of instance names you can specify is 25.

Type: Array of strings

Required: Yes

Response Syntax

```
{
  "instanceInfos": [
    {
      "deregisterTime": number,
      "iamSessionArn": "string",
      "iamUserArn": "string",
      "instanceArn": "string",
      "instanceName": "string",
      "registerTime": number,
      "tags": [
        {
```

```
    "Key": "string",  
    "Value": "string"  
  }  
]  
}  
]
```

Response Elements

If the action is successful, the service sends back an HTTP 200 response.

The following data is returned in JSON format by the service.

instanceInfos

Information about the on-premises instances.

Type: Array of [InstanceInfo](#) objects

Errors

For information about the errors that are common to all actions, see [Common Error Types](#).

BatchLimitExceededException

The maximum number of names or IDs allowed for this request (100) was exceeded.

HTTP Status Code: 400

InstanceNameRequiredException

An on-premises instance name was not specified.

HTTP Status Code: 400

InvalidInstanceNameException

The on-premises instance name was specified in an invalid format.

HTTP Status Code: 400

Examples

Example

This example illustrates one usage of `BatchGetOnPremisesInstances`.

Sample Request

```
POST / HTTP/1.1
Host: codedeploy.us-east-1.amazonaws.com
Accept-Encoding: identity
Content-Length: 63
X-Amz-Target: CodeDeploy_20141006.BatchGetOnPremisesInstances
X-Amz-Date: 20160707T232825Z
User-Agent: aws-cli/1.10.6 Python/2.7.9 Windows/7 botocore/1.3.28
Content-Type: application/x-amz-json-1.1
Authorization: AWS4-HMAC-SHA256 Credential=AKIAIOSFODNN7EXAMPLE/20160707/us-east-1/
codedeploy/aws4_request,
SignedHeaders=content-type;host;user-agent;x-amz-date;x-amz-target,
Signature=39c3b3042cd2aEXAMPLE

{
  "instanceNames": [
    "grp-a-inst-1",
    "grp-a-inst-3"
  ]
}
```

Sample Response

```
HTTP/1.1 200 OK
x-amzn-RequestId: e895fb62-88cb-11e5-a908-6dc86959d072
Content-Type: application/x-amz-json-1.1
Content-Length: 303

{
  "instanceInfos": [
    {
      "iamUserArn": "arn:aws:iam::444455556666:user/janedoe",
      "instanceArn": "arn:aws:codedeploy:us-east-1:444455556666:instance/grp-a-
inst-1_rDH556dxUG",
      "instanceName": "grp-a-inst-1",
      "registerTime": 1428086184.401,
```

```
        "tags": [  
            {  
                "Key": "Name",  
                "Value": "Project-DEF"  
            }  
        ]  
    }  
]
```

See Also

For more information about using this API in one of the language-specific AWS SDKs, see the following:

- [AWS Command Line Interface V2](#)
- [AWS SDK for .NET V4](#)
- [AWS SDK for C++](#)
- [AWS SDK for Go v2](#)
- [AWS SDK for Java V2](#)
- [AWS SDK for JavaScript V3](#)
- [AWS SDK for Kotlin](#)
- [AWS SDK for PHP V3](#)
- [AWS SDK for Python](#)
- [AWS SDK for Ruby V3](#)

ContinueDeployment

For a blue/green deployment, starts the process of rerouting traffic from instances in the original environment to instances in the replacement environment without waiting for a specified wait time to elapse. (Traffic rerouting, which is achieved by registering instances in the replacement environment with the load balancer, can start as soon as all instances have a status of Ready.)

Request Syntax

```
{  
  "deploymentId": "string",  
  "deploymentWaitType": "string"  
}
```

Request Parameters

For information about the parameters that are common to all actions, see [Common Parameters](#).

The request accepts the following data in JSON format.

deploymentId

The unique ID of a blue/green deployment for which you want to start rerouting traffic to the replacement environment.

Type: String

Required: No

deploymentWaitType

The status of the deployment's waiting period. READY_WAIT indicates that the deployment is ready to start shifting traffic. TERMINATION_WAIT indicates that the traffic is shifted, but the original target is not terminated.

Type: String

Valid Values: READY_WAIT | TERMINATION_WAIT

Required: No

Response Elements

If the action is successful, the service sends back an HTTP 200 response with an empty HTTP body.

Errors

For information about the errors that are common to all actions, see [Common Error Types](#).

DeploymentAlreadyCompletedException

The deployment is already complete.

HTTP Status Code: 400

DeploymentDoesNotExistException

The deployment with the user or AWS account does not exist.

HTTP Status Code: 400

DeploymentIdRequiredException

At least one deployment ID must be specified.

HTTP Status Code: 400

DeploymentIsNotInReadyStateException

The deployment does not have a status of Ready and can't continue yet.

HTTP Status Code: 400

InvalidDeploymentIdException

At least one of the deployment IDs was specified in an invalid format.

HTTP Status Code: 400

InvalidDeploymentStatusException

The specified deployment status doesn't exist or cannot be determined.

HTTP Status Code: 400

InvalidDeploymentWaitTypeException

The wait type is invalid.

HTTP Status Code: 400

UnsupportedActionForDeploymentTypeException

A call was submitted that is not supported for the specified deployment type.

HTTP Status Code: 400

Examples

Example

This example illustrates one usage of ContinueDeployment.

Sample Request

```
POST / HTTP/1.1
Host: codedeploy.us-east-1.amazonaws.com
Accept-Encoding: identity
Content-Length: 31
X-Amz-Target: CodeDeploy_20141006.ContinueDeployment
X-Amz-Date: 20170412T195720Z
User-Agent: aws-cli/1.11.76 Python/2.7.9 Windows/8 botocore/1.5.39
Content-Type: application/x-amz-json-1.1
Authorization: AWS4-HMAC-SHA256 Credential=AKIAIOSFODNN7EXAMPLE/20160707/us-east-1/
codedeploy/aws4_request,
SignedHeaders=content-type;host;user-agent;x-amz-date;x-amz-target,
Signature=39c3b3042cd2aEXAMPLE

{"deploymentId": "d-7S8EXAMPL"}
```

See Also

For more information about using this API in one of the language-specific AWS SDKs, see the following:

- [AWS Command Line Interface V2](#)
- [AWS SDK for .NET V4](#)
- [AWS SDK for C++](#)
- [AWS SDK for Go v2](#)

- [AWS SDK for Java V2](#)
- [AWS SDK for JavaScript V3](#)
- [AWS SDK for Kotlin](#)
- [AWS SDK for PHP V3](#)
- [AWS SDK for Python](#)
- [AWS SDK for Ruby V3](#)

CreateApplication

Creates an application.

Request Syntax

```
{
  "applicationName": "string",
  "computePlatform": "string",
  "tags": [
    {
      "Key": "string",
      "Value": "string"
    }
  ]
}
```

Request Parameters

For information about the parameters that are common to all actions, see [Common Parameters](#).

The request accepts the following data in JSON format.

applicationName

The name of the application. This name must be unique with the applicable user or AWS account.

Type: String

Length Constraints: Minimum length of 1. Maximum length of 100.

Required: Yes

computePlatform

The destination platform type for the deployment (Lambda, Server, or ECS).

Type: String

Valid Values: Server | Lambda | ECS | Kubernetes

Required: No

tags

The metadata that you apply to CodeDeploy applications to help you organize and categorize them. Each tag consists of a key and an optional value, both of which you define.

Type: Array of [Tag](#) objects

Required: No

Response Syntax

```
{
  "applicationId": "string"
}
```

Response Elements

If the action is successful, the service sends back an HTTP 200 response.

The following data is returned in JSON format by the service.

applicationId

A unique application ID.

Type: String

Errors

For information about the errors that are common to all actions, see [Common Error Types](#).

ApplicationAlreadyExistsException

An application with the specified name with the user or AWS account already exists.

HTTP Status Code: 400

ApplicationLimitExceededException

More applications were attempted to be created than are allowed.

HTTP Status Code: 400

ApplicationNameRequiredException

The minimum number of required application names was not specified.

HTTP Status Code: 400

InvalidApplicationNameException

The application name was specified in an invalid format.

HTTP Status Code: 400

InvalidComputePlatformException

The computePlatform is invalid. The computePlatform should be Lambda, Server, or ECS.

HTTP Status Code: 400

InvalidTagsToAddException

The specified tags are not valid.

HTTP Status Code: 400

Examples

Example

This example illustrates one usage of CreateApplication.

Sample Request

```
POST / HTTP/1.1
Host: codedeploy.us-east-1.amazonaws.com
Accept-Encoding: identity
Content-Length: 37
X-Amz-Target: CodeDeploy_20141006.CreateApplication
X-Amz-Date: 20160707T233029Z
User-Agent: aws-cli/1.10.6 Python/2.7.9 Windows/7 botocore/1.3.28
Content-Type: application/x-amz-json-1.1
Authorization: AWS4-HMAC-SHA256 Credential=AKIAIOSFODNN7EXAMPLE/20160707/us-east-1/
codedeploy/aws4_request,
```

```
SignedHeaders=content-type;host;user-agent;x-amz-date;x-amz-target,  
Signature=39c3b3042cd2aEXAMPLE  
  
{  
  "applicationName": "TestApp-ap-southeast-2"  
}
```

Sample Response

```
HTTP/1.1 200 OK  
x-amzn-RequestId: 32431157-88cc-11e5-a908-6dc86959d022  
Content-Type: application/x-amz-json-1.1  
Content-Length: 56  
  
{  
  "applicationId": "767c40ba-2c8d-4ec1-8649-3gd18EXAMPLE"  
}
```

See Also

For more information about using this API in one of the language-specific AWS SDKs, see the following:

- [AWS Command Line Interface V2](#)
- [AWS SDK for .NET V4](#)
- [AWS SDK for C++](#)
- [AWS SDK for Go v2](#)
- [AWS SDK for Java V2](#)
- [AWS SDK for JavaScript V3](#)
- [AWS SDK for Kotlin](#)
- [AWS SDK for PHP V3](#)
- [AWS SDK for Python](#)
- [AWS SDK for Ruby V3](#)

CreateDeployment

Deploys an application revision through the specified deployment group.

Request Syntax

```
{
  "applicationName": "string",
  "autoRollbackConfiguration": {
    "enabled": boolean,
    "events": [ "string" ]
  },
  "deploymentConfigName": "string",
  "deploymentGroupName": "string",
  "description": "string",
  "fileExistsBehavior": "string",
  "ignoreApplicationStopFailures": boolean,
  "overrideAlarmConfiguration": {
    "alarms": [
      {
        "name": "string"
      }
    ],
    "enabled": boolean,
    "ignorePollAlarmFailure": boolean
  },
  "revision": {
    "appSpecContent": {
      "content": "string",
      "sha256": "string"
    },
    "gitHubLocation": {
      "commitId": "string",
      "repository": "string"
    },
    "revisionType": "string",
    "s3Location": {
      "bucket": "string",
      "bundleType": "string",
      "eTag": "string",
      "key": "string",
      "version": "string"
    }
  },
}
```

```
    "string": {
      "content": "string",
      "sha256": "string"
    }
  },
  "targetInstances": {
    "autoScalingGroups": [ "string" ],
    "ec2TagSet": {
      "ec2TagSetList": [
        [
          {
            "Key": "string",
            "Type": "string",
            "Value": "string"
          }
        ]
      ]
    },
    "tagFilters": [
      {
        "Key": "string",
        "Type": "string",
        "Value": "string"
      }
    ]
  },
  "updateOutdatedInstancesOnly": boolean
}
```

Request Parameters

For information about the parameters that are common to all actions, see [Common Parameters](#).

The request accepts the following data in JSON format.

applicationName

The name of an AWS CodeDeploy application associated with the user or AWS account.

Type: String

Length Constraints: Minimum length of 1. Maximum length of 100.

Required: Yes

autoRollbackConfiguration

Configuration information for an automatic rollback that is added when a deployment is created.

Type: [AutoRollbackConfiguration](#) object

Required: No

deploymentConfigName

The name of a deployment configuration associated with the user or AWS account.

If not specified, the value configured in the deployment group is used as the default. If the deployment group does not have a deployment configuration associated with it, `CodeDeployDefault.OneAtATime` is used by default.

Type: String

Length Constraints: Minimum length of 1. Maximum length of 100.

Required: No

deploymentGroupName

The name of the deployment group.

Type: String

Length Constraints: Minimum length of 1. Maximum length of 100.

Required: No

description

A comment about the deployment.

Type: String

Required: No

fileExistsBehavior

Information about how AWS CodeDeploy handles files that already exist in a deployment target location but weren't part of the previous successful deployment.

The `fileExistsBehavior` parameter takes any of the following values:

- **DISALLOW:** The deployment fails. This is also the default behavior if no option is specified.
- **OVERWRITE:** The version of the file from the application revision currently being deployed replaces the version already on the instance.
- **RETAIN:** The version of the file already on the instance is kept and used as part of the new deployment.

Type: String

Valid Values: `DISALLOW` | `OVERWRITE` | `RETAIN`

Required: No

[ignoreApplicationStopFailures](#)

If true, then if an `ApplicationStop`, `BeforeBlockTraffic`, or `AfterBlockTraffic` deployment lifecycle event to an instance fails, then the deployment continues to the next deployment lifecycle event. For example, if `ApplicationStop` fails, the deployment continues with `DownloadBundle`. If `BeforeBlockTraffic` fails, the deployment continues with `BlockTraffic`. If `AfterBlockTraffic` fails, the deployment continues with `ApplicationStop`.

If false or not specified, then if a lifecycle event fails during a deployment to an instance, that deployment fails. If deployment to that instance is part of an overall deployment and the number of healthy hosts is not less than the minimum number of healthy hosts, then a deployment to the next instance is attempted.

During a deployment, the AWS CodeDeploy agent runs the scripts specified for `ApplicationStop`, `BeforeBlockTraffic`, and `AfterBlockTraffic` in the `AppSpec` file from the previous successful deployment. (All other scripts are run from the `AppSpec` file in the current deployment.) If one of these scripts contains an error and does not run successfully, the deployment can fail.

If the cause of the failure is a script from the last successful deployment that will never run successfully, create a new deployment and use `ignoreApplicationStopFailures` to specify that the `ApplicationStop`, `BeforeBlockTraffic`, and `AfterBlockTraffic` failures should be ignored.

Type: Boolean

Required: No

overrideAlarmConfiguration

Allows you to specify information about alarms associated with a deployment. The alarm configuration that you specify here will override the alarm configuration at the deployment group level. Consider overriding the alarm configuration if you have set up alarms at the deployment group level that are causing deployment failures. In this case, you would call `CreateDeployment` to create a new deployment that uses a previous application revision that is known to work, and set its alarm configuration to turn off alarm polling. Turning off alarm polling ensures that the new deployment proceeds without being blocked by the alarm that was generated by the previous, failed, deployment.

Note

If you specify an `overrideAlarmConfiguration`, you need the `UpdateDeploymentGroup` IAM permission when calling `CreateDeployment`.

Type: [AlarmConfiguration](#) object

Required: No

revision

The type and location of the revision to deploy.

Type: [RevisionLocation](#) object

Required: No

targetInstances

Information about the instances that belong to the replacement environment in a blue/green deployment.

Type: [TargetInstances](#) object

Required: No

updateOutdatedInstancesOnly

Indicates whether to deploy to all instances or only to instances that are not running the latest application revision.

Type: Boolean

Required: No

Response Syntax

```
{  
  "deploymentId": "string"  
}
```

Response Elements

If the action is successful, the service sends back an HTTP 200 response.

The following data is returned in JSON format by the service.

deploymentId

The unique ID of a deployment.

Type: String

Errors

For information about the errors that are common to all actions, see [Common Error Types](#).

AlarmsLimitExceededException

The maximum number of alarms for a deployment group (10) was exceeded.

HTTP Status Code: 400

ApplicationDoesNotExistException

The application does not exist with the user or AWS account.

HTTP Status Code: 400

ApplicationNameRequiredException

The minimum number of required application names was not specified.

HTTP Status Code: 400

DeploymentConfigDoesNotExistException

The deployment configuration does not exist with the user or AWS account.

HTTP Status Code: 400

DeploymentGroupDoesNotExistException

The named deployment group with the user or AWS account does not exist.

HTTP Status Code: 400

DeploymentGroupNameRequiredException

The deployment group name was not specified.

HTTP Status Code: 400

DeploymentLimitExceededException

The number of allowed deployments was exceeded.

HTTP Status Code: 400

DescriptionTooLongException

The description is too long.

HTTP Status Code: 400

InvalidAlarmConfigException

The format of the alarm configuration is invalid. Possible causes include:

- The alarm list is null.
- The alarm object is null.
- The alarm name is empty or null or exceeds the limit of 255 characters.
- Two alarms with the same name have been specified.
- The alarm configuration is enabled, but the alarm list is empty.

HTTP Status Code: 400

InvalidApplicationNameException

The application name was specified in an invalid format.

HTTP Status Code: 400

InvalidAutoRollbackConfigException

The automatic rollback configuration was specified in an invalid format. For example, automatic rollback is enabled, but an invalid triggering event type or no event types were listed.

HTTP Status Code: 400

InvalidAutoScalingGroupException

The Auto Scaling group was specified in an invalid format or does not exist.

HTTP Status Code: 400

InvalidDeploymentConfigNameException

The deployment configuration name was specified in an invalid format.

HTTP Status Code: 400

InvalidDeploymentGroupNameException

The deployment group name was specified in an invalid format.

HTTP Status Code: 400

InvalidFileExistsBehaviorException

An invalid fileExistsBehavior option was specified to determine how AWS CodeDeploy handles files or directories that already exist in a deployment target location, but weren't part of the previous successful deployment. Valid values include "DISALLOW," "OVERWRITE," and "RETAIN."

HTTP Status Code: 400

InvalidGitHubAccountTokenException

The GitHub token is not valid.

HTTP Status Code: 400

InvalidIgnoreApplicationStopFailuresValueException

The IgnoreApplicationStopFailures value is invalid. For AWS Lambda deployments, false is expected. For EC2/On-premises deployments, true or false is expected.

HTTP Status Code: 400

InvalidLoadBalancerInfoException

An invalid load balancer name, or no load balancer name, was specified.

HTTP Status Code: 400

InvalidRevisionException

The revision was specified in an invalid format.

HTTP Status Code: 400

InvalidRoleException

The service role ARN was specified in an invalid format. Or, if an Auto Scaling group was specified, the specified service role does not grant the appropriate permissions to Amazon EC2 Auto Scaling.

HTTP Status Code: 400

InvalidTargetInstancesException

The target instance configuration is invalid. Possible causes include:

- Configuration data for target instances was entered for an in-place deployment.
- The limit of 10 tags for a tag type was exceeded.
- The combined length of the tag names exceeded the limit.
- A specified tag is not currently applied to any instances.

HTTP Status Code: 400

InvalidTrafficRoutingConfigurationException

The configuration that specifies how traffic is routed during a deployment is invalid.

HTTP Status Code: 400

InvalidUpdateOutdatedInstancesOnlyValueException

The UpdateOutdatedInstancesOnly value is invalid. For AWS Lambda deployments, `false` is expected. For EC2/On-premises deployments, `true` or `false` is expected.

HTTP Status Code: 400

RevisionDoesNotExistException

The named revision does not exist with the user or AWS account.

HTTP Status Code: 400

RevisionRequiredException

The revision ID was not specified.

HTTP Status Code: 400

ThrottlingException

An API function was called too frequently.

HTTP Status Code: 400

Examples

Example

This example illustrates one usage of CreateDeployment.

Sample Request

```
POST / HTTP/1.1
Host: codedeploy.us-east-1.amazonaws.com
Accept-Encoding: identity
Content-Length: 305
X-Amz-Target: CodeDeploy_20141006.CreateDeployment
X-Amz-Date: 20160707T235543Z
User-Agent: aws-cli/1.10.6 Python/2.7.9 Windows/7 botocore/1.3.28
Content-Type: application/x-amz-json-1.1
Authorization: AWS4-HMAC-SHA256 Credential=AKIAIOSFODNN7EXAMPLE/20160707/us-east-1/
codedeploy/aws4_request,
SignedHeaders=content-type;host;user-agent;x-amz-date;x-amz-target,
Signature=39c3b3042cd2aEXAMPLE

{
  "applicationName": "TestApp-ap-southeast-2",
  "autoRollbackConfiguration": {
    "enabled": true,
    "events": [
      "DEPLOYMENT_FAILURE"
    ]
  },
  "deploymentGroupName": "dep-group-ghi-789",
```

```
"description": "Deployment for Project 1234",
"deploymentConfigName": "CodeDeployDefault.OneAtATime",
"ignoreApplicationStopFailures": true,
"revision": {
  "revisionType": "S3",
  "s3Location": {
    "bundleType": "zip",
    "bucket": "project-1234",
    "key": "East-App.zip"
  },
  "updateOutdatedInstancesOnly": true
}
}
```

Sample Response

```
HTTP/1.1 200 OK
x-amzn-RequestId: b8d39558-88cf-11f5-96e5-8bf4ee0ce84e
Content-Type: application/x-amz-json-1.1
Content-Length: 30

{
  "deploymentId": "d-IIMHK0NHC"
}
```

See Also

For more information about using this API in one of the language-specific AWS SDKs, see the following:

- [AWS Command Line Interface V2](#)
- [AWS SDK for .NET V4](#)
- [AWS SDK for C++](#)
- [AWS SDK for Go v2](#)
- [AWS SDK for Java V2](#)
- [AWS SDK for JavaScript V3](#)
- [AWS SDK for Kotlin](#)
- [AWS SDK for PHP V3](#)
- [AWS SDK for Python](#)

- [AWS SDK for Ruby V3](#)

CreateDeploymentConfig

Creates a deployment configuration.

Request Syntax

```
{
  "computePlatform": "string",
  "deploymentConfigName": "string",
  "minimumHealthyHosts": {
    "type": "string",
    "value": number
  },
  "trafficRoutingConfig": {
    "timeBasedCanary": {
      "canaryInterval": number,
      "canaryPercentage": number
    },
    "timeBasedLinear": {
      "linearInterval": number,
      "linearPercentage": number
    },
    "type": "string"
  },
  "zonalConfig": {
    "firstZoneMonitorDurationInSeconds": number,
    "minimumHealthyHostsPerZone": {
      "type": "string",
      "value": number
    },
    "monitorDurationInSeconds": number
  }
}
```

Request Parameters

For information about the parameters that are common to all actions, see [Common Parameters](#).

The request accepts the following data in JSON format.

computePlatform

The destination platform type for the deployment (Lambda, Server, or ECS).

Type: String

Valid Values: `Server` | `Lambda` | `ECS` | `Kubernetes`

Required: No

deploymentConfigName

The name of the deployment configuration to create.

Type: String

Length Constraints: Minimum length of 1. Maximum length of 100.

Required: Yes

minimumHealthyHosts

The minimum number of healthy instances that should be available at any time during the deployment. There are two parameters expected in the input: type and value.

The type parameter takes either of the following values:

- `HOST_COUNT`: The value parameter represents the minimum number of healthy instances as an absolute value.
- `FLEET_PERCENT`: The value parameter represents the minimum number of healthy instances as a percentage of the total number of instances in the deployment. If you specify `FLEET_PERCENT`, at the start of the deployment, AWS CodeDeploy converts the percentage to the equivalent number of instances and rounds up fractional instances.

The value parameter takes an integer.

For example, to set a minimum of 95% healthy instance, specify a type of `FLEET_PERCENT` and a value of 95.

Type: [MinimumHealthyHosts](#) object

Required: No

trafficRoutingConfig

The configuration that specifies how the deployment traffic is routed.

Type: [TrafficRoutingConfig](#) object

Required: No

[zonalConfig](#)

Configure the `ZonalConfig` object if you want AWS CodeDeploy to deploy your application to one [Availability Zone](#) at a time, within an AWS Region.

For more information about the zonal configuration feature, see [zonal configuration](#) in the *CodeDeploy User Guide*.

Type: [ZonalConfig](#) object

Required: No

Response Syntax

```
{
  "deploymentConfigId": "string"
}
```

Response Elements

If the action is successful, the service sends back an HTTP 200 response.

The following data is returned in JSON format by the service.

[deploymentConfigId](#)

A unique deployment configuration ID.

Type: String

Errors

For information about the errors that are common to all actions, see [Common Error Types](#).

DeploymentConfigAlreadyExistsException

A deployment configuration with the specified name with the user or AWS account already exists.

HTTP Status Code: 400

DeploymentConfigLimitExceededException

The deployment configurations limit was exceeded.

HTTP Status Code: 400

DeploymentConfigNameRequiredException

The deployment configuration name was not specified.

HTTP Status Code: 400

InvalidComputePlatformException

The computePlatform is invalid. The computePlatform should be Lambda, Server, or ECS.

HTTP Status Code: 400

InvalidDeploymentConfigNameException

The deployment configuration name was specified in an invalid format.

HTTP Status Code: 400

InvalidMinimumHealthyHostValueException

The minimum healthy instance value was specified in an invalid format.

HTTP Status Code: 400

InvalidTrafficRoutingConfigurationException

The configuration that specifies how traffic is routed during a deployment is invalid.

HTTP Status Code: 400

InvalidZonalDeploymentConfigurationException

The ZonalConfig object is not valid.

HTTP Status Code: 400

Examples

Example

This example illustrates one usage of CreateDeploymentConfig.

Sample Request

```
POST / HTTP/1.1
Host: codedeploy.us-east-1.amazonaws.com
Accept-Encoding: identity
Content-Length: 103
X-Amz-Target: CodeDeploy_20141006.CreateDeploymentConfig
X-Amz-Date: 20160707T235925Z
User-Agent: aws-cli/1.10.6 Python/2.7.9 Windows/7 botocore/1.3.28
Content-Type: application/x-amz-json-1.1
Authorization: AWS4-HMAC-SHA256 Credential=AKIAIOSFODNN7EXAMPLE/20160707/us-east-1/
codedeploy/aws4_request,
SignedHeaders=content-type;host;user-agent;x-amz-date;x-amz-target,
Signature=39c3b3042cd2aEXAMPLE

{
  "minimumHealthyHosts": {
    "type": "HOST_COUNT",
    "value": 1
  },
  "deploymentConfigName": "CustomConfig.One"
}
```

Sample Response

```
HTTP/1.1 200 OK
x-amzn-RequestId: 3ea3b855-88d0-11e5-9958-cd5094947bf1
Content-Type: application/x-amz-json-1.1
Content-Length: 61

{
  "deploymentConfigId": "e0839cbd-af8a-4a6c-921g-9ad0245d3459"
}
```

See Also

For more information about using this API in one of the language-specific AWS SDKs, see the following:

- [AWS Command Line Interface V2](#)
- [AWS SDK for .NET V4](#)

- [AWS SDK for C++](#)
- [AWS SDK for Go v2](#)
- [AWS SDK for Java V2](#)
- [AWS SDK for JavaScript V3](#)
- [AWS SDK for Kotlin](#)
- [AWS SDK for PHP V3](#)
- [AWS SDK for Python](#)
- [AWS SDK for Ruby V3](#)

CreateDeploymentGroup

Creates a deployment group to which application revisions are deployed.

Request Syntax

```
{
  "alarmConfiguration": {
    "alarms": [
      {
        "name": "string"
      }
    ],
    "enabled": boolean,
    "ignorePollAlarmFailure": boolean
  },
  "applicationName": "string",
  "autoRollbackConfiguration": {
    "enabled": boolean,
    "events": [ "string" ]
  },
  "autoScalingGroups": [ "string" ],
  "blueGreenDeploymentConfiguration": {
    "deploymentReadyOption": {
      "actionOnTimeout": "string",
      "waitTimeInMinutes": number
    },
    "greenFleetProvisioningOption": {
      "action": "string"
    },
    "terminateBlueInstancesOnDeploymentSuccess": {
      "action": "string",
      "terminationWaitTimeInMinutes": number
    }
  },
  "deploymentConfigName": "string",
  "deploymentGroupName": "string",
  "deploymentStyle": {
    "deploymentOption": "string",
    "deploymentType": "string"
  },
  "ec2TagFilters": [
    {
```

```
    "Key": "string",
    "Type": "string",
    "Value": "string"
  }
],
"ec2TagSet": {
  "ec2TagSetList": [
    [
      {
        "Key": "string",
        "Type": "string",
        "Value": "string"
      }
    ]
  ]
},
"ecsServices": [
  {
    "clusterName": "string",
    "serviceName": "string"
  }
],
"loadBalancerInfo": {
  "elbInfoList": [
    {
      "name": "string"
    }
  ],
  "targetGroupInfoList": [
    {
      "name": "string"
    }
  ],
  "targetGroupPairInfoList": [
    {
      "prodTrafficRoute": {
        "listenerArns": [ "string" ]
      },
      "targetGroups": [
        {
          "name": "string"
        }
      ]
    },
    "testTrafficRoute": {
```

```
        "listenerArns": [ "string" ]
      }
    }
  ],
},
"onPremisesInstanceTagFilters": [
  {
    "Key": "string",
    "Type": "string",
    "Value": "string"
  }
],
"onPremisesTagSet": {
  "onPremisesTagSetList": [
    [
      {
        "Key": "string",
        "Type": "string",
        "Value": "string"
      }
    ]
  ]
},
"outdatedInstancesStrategy": "string",
"serviceRoleArn": "string",
"tags": [
  {
    "Key": "string",
    "Value": "string"
  }
],
"terminationHookEnabled": boolean,
"triggerConfigurations": [
  {
    "triggerEvents": [ "string" ],
    "triggerName": "string",
    "triggerTargetArn": "string"
  }
]
}
```

Request Parameters

For information about the parameters that are common to all actions, see [Common Parameters](#).

The request accepts the following data in JSON format.

[alarmConfiguration](#)

Information to add about Amazon CloudWatch alarms when the deployment group is created.

Type: [AlarmConfiguration](#) object

Required: No

[applicationName](#)

The name of an AWS CodeDeploy application associated with the user or AWS account.

Type: String

Length Constraints: Minimum length of 1. Maximum length of 100.

Required: Yes

[autoRollbackConfiguration](#)

Configuration information for an automatic rollback that is added when a deployment group is created.

Type: [AutoRollbackConfiguration](#) object

Required: No

[autoScalingGroups](#)

A list of associated Amazon EC2 Auto Scaling groups.

Type: Array of strings

Required: No

[blueGreenDeploymentConfiguration](#)

Information about blue/green deployment options for a deployment group.

Type: [BlueGreenDeploymentConfiguration](#) object

Required: No

deploymentConfigName

If specified, the deployment configuration name can be either one of the predefined configurations provided with AWS CodeDeploy or a custom deployment configuration that you create by calling the create deployment configuration operation.

CodeDeployDefault.OneAtATime is the default deployment configuration. It is used if a configuration isn't specified for the deployment or deployment group.

For more information about the predefined deployment configurations in AWS CodeDeploy, see [Working with Deployment Configurations in CodeDeploy](#) in the *AWS CodeDeploy User Guide*.

Type: String

Length Constraints: Minimum length of 1. Maximum length of 100.

Required: No

deploymentGroupName

The name of a new deployment group for the specified application.

Type: String

Length Constraints: Minimum length of 1. Maximum length of 100.

Required: Yes

deploymentStyle

Information about the type of deployment, in-place or blue/green, that you want to run and whether to route deployment traffic behind a load balancer.

Type: [DeploymentStyle](#) object

Required: No

ec2TagFilters

The Amazon EC2 tags on which to filter. The deployment group includes Amazon EC2 instances with any of the specified tags. Cannot be used in the same call as ec2TagSet.

Type: Array of [EC2TagFilter](#) objects

Required: No

[ec2TagSet](#)

Information about groups of tags applied to Amazon EC2 instances. The deployment group includes only Amazon EC2 instances identified by all the tag groups. Cannot be used in the same call as `ec2TagFilters`.

Type: [EC2TagSet](#) object

Required: No

[ecsServices](#)

The target Amazon ECS services in the deployment group. This applies only to deployment groups that use the Amazon ECS compute platform. A target Amazon ECS service is specified as an Amazon ECS cluster and service name pair using the format `<clustername>:<servicename>`.

Type: Array of [ECSService](#) objects

Required: No

[loadBalancerInfo](#)

Information about the load balancer used in a deployment.

Type: [LoadBalancerInfo](#) object

Required: No

[onPremisesInstanceTagFilters](#)

The on-premises instance tags on which to filter. The deployment group includes on-premises instances with any of the specified tags. Cannot be used in the same call as `OnPremisesTagSet`.

Type: Array of [TagFilter](#) objects

Required: No

[onPremisesTagSet](#)

Information about groups of tags applied to on-premises instances. The deployment group includes only on-premises instances identified by all of the tag groups. Cannot be used in the same call as `onPremisesInstanceTagFilters`.

Type: [OnPremisesTagSet](#) object

Required: No

[outdatedInstancesStrategy](#)

Indicates what happens when new Amazon EC2 instances are launched mid-deployment and do not receive the deployed application revision.

If this option is set to UPDATE or is unspecified, CodeDeploy initiates one or more 'auto-update outdated instances' deployments to apply the deployed application revision to the new Amazon EC2 instances.

If this option is set to IGNORE, CodeDeploy does not initiate a deployment to update the new Amazon EC2 instances. This may result in instances having different revisions.

Type: String

Valid Values: UPDATE | IGNORE

Required: No

[serviceRoleArn](#)

A service role Amazon Resource Name (ARN) that allows AWS CodeDeploy to act on the user's behalf when interacting with AWS services.

Type: String

Required: Yes

[tags](#)

The metadata that you apply to CodeDeploy deployment groups to help you organize and categorize them. Each tag consists of a key and an optional value, both of which you define.

Type: Array of [Tag](#) objects

Required: No

[terminationHookEnabled](#)

This parameter only applies if you are using CodeDeploy with Amazon EC2 Auto Scaling. For more information, see [Integrating CodeDeploy with Amazon EC2 Auto Scaling](#) in the *AWS CodeDeploy User Guide*.

Set `terminationHookEnabled` to `true` to have CodeDeploy install a termination hook into your Auto Scaling group when you create a deployment group. When this hook is installed, CodeDeploy will perform termination deployments.

For information about termination deployments, see [Enabling termination deployments during Auto Scaling scale-in events](#) in the *AWS CodeDeploy User Guide*.

For more information about Auto Scaling scale-in events, see the [Scale in](#) topic in the *Amazon EC2 Auto Scaling User Guide*.

Type: Boolean

Required: No

[triggerConfigurations](#)

Information about triggers to create when the deployment group is created. For examples, see [Create a Trigger for an AWS CodeDeploy Event](#) in the *AWS CodeDeploy User Guide*.

Type: Array of [TriggerConfig](#) objects

Required: No

Response Syntax

```
{
  "deploymentGroupId": "string"
}
```

Response Elements

If the action is successful, the service sends back an HTTP 200 response.

The following data is returned in JSON format by the service.

[deploymentGroupId](#)

A unique deployment group ID.

Type: String

Errors

For information about the errors that are common to all actions, see [Common Error Types](#).

AlarmsLimitExceededException

The maximum number of alarms for a deployment group (10) was exceeded.

HTTP Status Code: 400

ApplicationDoesNotExistException

The application does not exist with the user or AWS account.

HTTP Status Code: 400

ApplicationNameRequiredException

The minimum number of required application names was not specified.

HTTP Status Code: 400

DeploymentConfigDoesNotExistException

The deployment configuration does not exist with the user or AWS account.

HTTP Status Code: 400

DeploymentGroupAlreadyExistsException

A deployment group with the specified name with the user or AWS account already exists.

HTTP Status Code: 400

DeploymentGroupLimitExceededException

The deployment groups limit was exceeded.

HTTP Status Code: 400

DeploymentGroupNameRequiredException

The deployment group name was not specified.

HTTP Status Code: 400

ECSServiceMappingLimitExceededException

The Amazon ECS service is associated with more than one deployment groups. An Amazon ECS service can be associated with only one deployment group.

HTTP Status Code: 400

InvalidAlarmConfigException

The format of the alarm configuration is invalid. Possible causes include:

- The alarm list is null.
- The alarm object is null.
- The alarm name is empty or null or exceeds the limit of 255 characters.
- Two alarms with the same name have been specified.
- The alarm configuration is enabled, but the alarm list is empty.

HTTP Status Code: 400

InvalidApplicationNameException

The application name was specified in an invalid format.

HTTP Status Code: 400

InvalidAutoRollbackConfigException

The automatic rollback configuration was specified in an invalid format. For example, automatic rollback is enabled, but an invalid triggering event type or no event types were listed.

HTTP Status Code: 400

InvalidAutoScalingGroupException

The Auto Scaling group was specified in an invalid format or does not exist.

HTTP Status Code: 400

InvalidBlueGreenDeploymentConfigurationException

The configuration for the blue/green deployment group was provided in an invalid format. For information about deployment configuration format, see [CreateDeploymentConfig](#).

HTTP Status Code: 400

InvalidDeploymentConfigNameException

The deployment configuration name was specified in an invalid format.

HTTP Status Code: 400

InvalidDeploymentGroupNameException

The deployment group name was specified in an invalid format.

HTTP Status Code: 400

InvalidDeploymentStyleException

An invalid deployment style was specified. Valid deployment types include "IN_PLACE" and "BLUE_GREEN." Valid deployment options include "WITH_TRAFFIC_CONTROL" and "WITHOUT_TRAFFIC_CONTROL."

HTTP Status Code: 400

InvalidEC2TagCombinationException

A call was submitted that specified both Ec2TagFilters and Ec2TagSet, but only one of these data types can be used in a single call.

HTTP Status Code: 400

InvalidEC2TagException

The tag was specified in an invalid format.

HTTP Status Code: 400

InvalidECSServiceException

The Amazon ECS service identifier is not valid.

HTTP Status Code: 400

InvalidInputException

The input was specified in an invalid format.

HTTP Status Code: 400

InvalidLoadBalancerInfoException

An invalid load balancer name, or no load balancer name, was specified.

HTTP Status Code: 400

InvalidOnPremisesTagCombinationException

A call was submitted that specified both OnPremisesTagFilters and OnPremisesTagSet, but only one of these data types can be used in a single call.

HTTP Status Code: 400

InvalidRoleException

The service role ARN was specified in an invalid format. Or, if an Auto Scaling group was specified, the specified service role does not grant the appropriate permissions to Amazon EC2 Auto Scaling.

HTTP Status Code: 400

InvalidTagException

The tag was specified in an invalid format.

HTTP Status Code: 400

InvalidTagsToAddException

The specified tags are not valid.

HTTP Status Code: 400

InvalidTargetGroupPairException

A target group pair associated with this deployment is not valid.

HTTP Status Code: 400

InvalidTrafficRoutingConfigurationException

The configuration that specifies how traffic is routed during a deployment is invalid.

HTTP Status Code: 400

InvalidTriggerConfigException

The trigger was specified in an invalid format.

HTTP Status Code: 400

LifecycleHookLimitExceededException

The limit for lifecycle hooks was exceeded.

HTTP Status Code: 400

RoleRequiredException

The role ID was not specified.

HTTP Status Code: 400

TagSetListLimitExceededException

The number of tag groups included in the tag set list exceeded the maximum allowed limit of 3.

HTTP Status Code: 400

ThrottlingException

An API function was called too frequently.

HTTP Status Code: 400

TriggerTargetsLimitExceededException

The maximum allowed number of triggers was exceeded.

HTTP Status Code: 400

Examples

Example

This example illustrates one usage of `CreateDeploymentGroup`.

Sample Request

```
POST / HTTP/1.1
Host: codedeploy.us-east-1.amazonaws.com
Accept-Encoding: identity
Content-Length: 294
X-Amz-Target: CodeDeploy_20141006.CreateDeploymentGroup
X-Amz-Date: 20160707T000818Z
User-Agent: aws-cli/1.10.6 Python/2.7.9 Windows/7 botocore/1.3.28
Content-Type: application/x-amz-json-1.1
Authorization: AWS4-HMAC-SHA256 Credential=AKIAIOSFODNN7EXAMPLE/20160707/us-east-1/
codedeploy/aws4_request,
SignedHeaders=content-type;host;user-agent;x-amz-date;x-amz-target,
Signature=39c3b3042cd2aEXAMPLE

{
  "alarmConfiguration": {
    "alarms": [
      {
```

```
        "name": "project-abc-alarm"
      }
    ],
    "enabled": true,
    "ignorePollAlarmFailure": false
  },
  "applicationName": "TestApp-us-east-1",
  "autoRollbackConfiguration": {
    "enabled": true,
    "events": [
      "DEPLOYMENT_FAILURE"
    ]
  },
  "serviceRoleArn": "arn:aws:iam::444455556666:role/AnyCompany-service-role",
  "ec2TagFilters": [
    {
      "Type": "KEY_AND_VALUE",
      "Key": "Name",
      "Value": "Project-ABC"
    }
  ],
  "deploymentGroupName": "dep-group-ghi-789-2",
  "deploymentConfigName": "CodeDeployDefault.OneAtATime",
  "deploymentStyle": {
    "deploymentOption": "WITH_TRAFFIC_CONTROL",
    "deploymentType": "IN_PLACE"
  },
  "loadBalancerInfo": {
    "elbInfoList": [
      {
        "name": "USEastLoadBalancer"
      }
    ]
  },
  "triggerConfigurations": [
    {
      "triggerEvents": [
        "DeploymentFailure"
      ],
      "triggerName": "Trigger-group-us-east-1-deploy-fail",
      "triggerTargetArn": "arn:aws:sns:us-east-1:80398EXAMPLE:us-east-deploy-
fail"
    }
  ]
]
```

```
}
```

Sample Response

```
HTTP/1.1 200 OK
x-amzn-RequestId: 7aed4309-88d1-11e5-b0f5-a331fa97e4b5
Content-Type: application/x-amz-json-1.1
Content-Length: 60

{
  "deploymentGroupId": "e9be2617-8b71-46a1-944a-3c45c9138ee7"
}
```

See Also

For more information about using this API in one of the language-specific AWS SDKs, see the following:

- [AWS Command Line Interface V2](#)
- [AWS SDK for .NET V4](#)
- [AWS SDK for C++](#)
- [AWS SDK for Go v2](#)
- [AWS SDK for Java V2](#)
- [AWS SDK for JavaScript V3](#)
- [AWS SDK for Kotlin](#)
- [AWS SDK for PHP V3](#)
- [AWS SDK for Python](#)
- [AWS SDK for Ruby V3](#)

DeleteApplication

Deletes an application.

Request Syntax

```
{  
  "applicationName": "string"  
}
```

Request Parameters

For information about the parameters that are common to all actions, see [Common Parameters](#).

The request accepts the following data in JSON format.

applicationName

The name of an AWS CodeDeploy application associated with the user or AWS account.

Type: String

Length Constraints: Minimum length of 1. Maximum length of 100.

Required: Yes

Response Elements

If the action is successful, the service sends back an HTTP 200 response with an empty HTTP body.

Errors

For information about the errors that are common to all actions, see [Common Error Types](#).

ApplicationNameRequiredException

The minimum number of required application names was not specified.

HTTP Status Code: 400

InvalidApplicationNameException

The application name was specified in an invalid format.

HTTP Status Code: 400

InvalidRoleException

The service role ARN was specified in an invalid format. Or, if an Auto Scaling group was specified, the specified service role does not grant the appropriate permissions to Amazon EC2 Auto Scaling.

HTTP Status Code: 400

Examples

Example

This example illustrates one usage of DeleteApplication.

Sample Request

```
POST / HTTP/1.1
Host: codedeploy.us-east-1.amazonaws.com
Accept-Encoding: identity
Content-Length: 37
X-Amz-Target: CodeDeploy_20141006.DeleteApplication
X-Amz-Date: 20160707T012940Z
User-Agent: aws-cli/1.10.6 Python/2.7.9 Windows/7 botocore/1.3.28
Content-Type: application/x-amz-json-1.1
Authorization: AWS4-HMAC-SHA256 Credential=AKIAIOSFODNN7EXAMPLE/20160707/us-east-1/
codedeploy/aws4_request,
SignedHeaders=content-type;host;user-agent;x-amz-date;x-amz-target,
Signature=39c3b3042cd2aEXAMPLE

{
  "applicationName": "TestApp-ap-southeast-2"
}
```

Sample Response

```
HTTP/1.1 200 OK
```

```
x-amzn-RequestId: 4ccc9cf0-88c9-11e5-8ce3-2704437d0309
Content-Type: application/x-amz-json-1.1
Content-Length: 0
```

See Also

For more information about using this API in one of the language-specific AWS SDKs, see the following:

- [AWS Command Line Interface V2](#)
- [AWS SDK for .NET V4](#)
- [AWS SDK for C++](#)
- [AWS SDK for Go v2](#)
- [AWS SDK for Java V2](#)
- [AWS SDK for JavaScript V3](#)
- [AWS SDK for Kotlin](#)
- [AWS SDK for PHP V3](#)
- [AWS SDK for Python](#)
- [AWS SDK for Ruby V3](#)

DeleteDeploymentConfig

Deletes a deployment configuration.

Note

A deployment configuration cannot be deleted if it is currently in use. Predefined configurations cannot be deleted.

Request Syntax

```
{  
  "deploymentConfigName": "string"  
}
```

Request Parameters

For information about the parameters that are common to all actions, see [Common Parameters](#).

The request accepts the following data in JSON format.

deploymentConfigName

The name of a deployment configuration associated with the user or AWS account.

Type: String

Length Constraints: Minimum length of 1. Maximum length of 100.

Required: Yes

Response Elements

If the action is successful, the service sends back an HTTP 200 response with an empty HTTP body.

Errors

For information about the errors that are common to all actions, see [Common Error Types](#).

DeploymentConfigInUseException

The deployment configuration is still in use.

HTTP Status Code: 400

DeploymentConfigNameRequiredException

The deployment configuration name was not specified.

HTTP Status Code: 400

InvalidDeploymentConfigNameException

The deployment configuration name was specified in an invalid format.

HTTP Status Code: 400

InvalidOperationException

An invalid operation was detected.

HTTP Status Code: 400

Examples

Example

This example illustrates one usage of DeleteDeploymentConfig.

Sample Request

```
POST / HTTP/1.1
Host: codedeploy.us-east-1.amazonaws.com
Accept-Encoding: identity
Content-Length: 41
X-Amz-Target: CodeDeploy_20141006.DeleteDeploymentConfig
X-Amz-Date: 20160707T013153Z
User-Agent: aws-cli/1.10.6 Python/2.7.9 Windows/7 botocore/1.3.28
Content-Type: application/x-amz-json-1.1
Authorization: AWS4-HMAC-SHA256 Credential=AKIAIOSFODNN7EXAMPLE/20160707/us-east-1/
codedeploy/aws4_request,
SignedHeaders=content-type;host;user-agent;x-amz-date;x-amz-target,
Signature=39c3b3042cd2aEXAMPLE
```

```
{
  "deploymentConfigName": "dep-group-ghi-789"
}
```

Sample Response

```
HTTP/1.1 200 OK
x-amzn-RequestId: 4ccc9cf0-88c9-11e5-8ce3-2704437d0309
Content-Type: application/x-amz-json-1.1
Content-Length: 0
```

See Also

For more information about using this API in one of the language-specific AWS SDKs, see the following:

- [AWS Command Line Interface V2](#)
- [AWS SDK for .NET V4](#)
- [AWS SDK for C++](#)
- [AWS SDK for Go v2](#)
- [AWS SDK for Java V2](#)
- [AWS SDK for JavaScript V3](#)
- [AWS SDK for Kotlin](#)
- [AWS SDK for PHP V3](#)
- [AWS SDK for Python](#)
- [AWS SDK for Ruby V3](#)

DeleteDeploymentGroup

Deletes a deployment group.

Request Syntax

```
{
  "applicationName": "string",
  "deploymentGroupName": "string"
}
```

Request Parameters

For information about the parameters that are common to all actions, see [Common Parameters](#).

The request accepts the following data in JSON format.

applicationName

The name of an AWS CodeDeploy application associated with the user or AWS account.

Type: String

Length Constraints: Minimum length of 1. Maximum length of 100.

Required: Yes

deploymentGroupName

The name of a deployment group for the specified application.

Type: String

Length Constraints: Minimum length of 1. Maximum length of 100.

Required: Yes

Response Syntax

```
{
  "hooksNotCleanedUp": [
    {
```

```
    "hook": "string",  
    "name": "string",  
    "terminationHook": "string"  
  }  
]  
}
```

Response Elements

If the action is successful, the service sends back an HTTP 200 response.

The following data is returned in JSON format by the service.

hooksNotCleanedUp

If the output contains no data, and the corresponding deployment group contained at least one Auto Scaling group, AWS CodeDeploy successfully removed all corresponding Auto Scaling lifecycle event hooks from the Amazon EC2 instances in the Auto Scaling group. If the output contains data, AWS CodeDeploy could not remove some Auto Scaling lifecycle event hooks from the Amazon EC2 instances in the Auto Scaling group.

Type: Array of [AutoScalingGroup](#) objects

Errors

For information about the errors that are common to all actions, see [Common Error Types](#).

ApplicationNameRequiredException

The minimum number of required application names was not specified.

HTTP Status Code: 400

DeploymentGroupNameRequiredException

The deployment group name was not specified.

HTTP Status Code: 400

InvalidApplicationNameException

The application name was specified in an invalid format.

HTTP Status Code: 400

InvalidDeploymentGroupNameException

The deployment group name was specified in an invalid format.

HTTP Status Code: 400

InvalidRoleException

The service role ARN was specified in an invalid format. Or, if an Auto Scaling group was specified, the specified service role does not grant the appropriate permissions to Amazon EC2 Auto Scaling.

HTTP Status Code: 400

Examples

Example

This example illustrates one usage of DeleteDeploymentGroup.

Sample Request

```
POST / HTTP/1.1
Host: codedeploy.us-east-1.amazonaws.com
Accept-Encoding: identity
Content-Length: 71
X-Amz-Target: CodeDeploy_20141006.DeleteDeploymentGroup
X-Amz-Date: 20160707T013700Z
User-Agent: aws-cli/1.10.6 Python/2.7.9 Windows/7 botocore/1.3.28
Content-Type: application/x-amz-json-1.1
Authorization: AWS4-HMAC-SHA256 Credential=AKIAIOSFODNN7EXAMPLE/20160707/us-east-1/
codedeploy/aws4_request,
SignedHeaders=content-type;host;user-agent;x-amz-date;x-amz-target,
Signature=39c3b3042cd2aEXAMPLE

{
  "applicationName": "TestApp-eu-west-1",
  "deploymentGroupName": "dep-group-abc-123"
}
```

Sample Response

```
HTTP/1.1 200 OK
```

```
x-amzn-RequestId: dec21774-88dd-11e5-96e5-8bf4ee0ce84e
Content-Type: application/x-amz-json-1.1
Content-Length: 24
```

```
{
  "hooksNotCleanedUp": []
}
```

See Also

For more information about using this API in one of the language-specific AWS SDKs, see the following:

- [AWS Command Line Interface V2](#)
- [AWS SDK for .NET V4](#)
- [AWS SDK for C++](#)
- [AWS SDK for Go v2](#)
- [AWS SDK for Java V2](#)
- [AWS SDK for JavaScript V3](#)
- [AWS SDK for Kotlin](#)
- [AWS SDK for PHP V3](#)
- [AWS SDK for Python](#)
- [AWS SDK for Ruby V3](#)

DeleteGitHubAccountToken

Deletes a GitHub account connection.

Request Syntax

```
{  
  "tokenName": "string"  
}
```

Request Parameters

For information about the parameters that are common to all actions, see [Common Parameters](#).

The request accepts the following data in JSON format.

tokenName

The name of the GitHub account connection to delete.

Type: String

Required: No

Response Syntax

```
{  
  "tokenName": "string"  
}
```

Response Elements

If the action is successful, the service sends back an HTTP 200 response.

The following data is returned in JSON format by the service.

tokenName

The name of the GitHub account connection that was deleted.

Type: String

Errors

For information about the errors that are common to all actions, see [Common Error Types](#).

GitHubAccountTokenDoesNotExistException

No GitHub account connection exists with the named specified in the call.

HTTP Status Code: 400

GitHubAccountTokenNameRequiredException

The call is missing a required GitHub account connection name.

HTTP Status Code: 400

InvalidGitHubAccountTokenNameException

The format of the specified GitHub account connection name is invalid.

HTTP Status Code: 400

OperationNotSupportedException

The API used does not support the deployment.

HTTP Status Code: 400

ResourceValidationException

The specified resource could not be validated.

HTTP Status Code: 400

See Also

For more information about using this API in one of the language-specific AWS SDKs, see the following:

- [AWS Command Line Interface V2](#)
- [AWS SDK for .NET V4](#)

- [AWS SDK for C++](#)
- [AWS SDK for Go v2](#)
- [AWS SDK for Java V2](#)
- [AWS SDK for JavaScript V3](#)
- [AWS SDK for Kotlin](#)
- [AWS SDK for PHP V3](#)
- [AWS SDK for Python](#)
- [AWS SDK for Ruby V3](#)

DeleteResourcesByExternalId

Deletes resources linked to an external ID. This action only applies if you have configured blue/green deployments through CloudFormation.

Note

It is not necessary to call this action directly. CloudFormation calls it on your behalf when it needs to delete stack resources. This action is offered publicly in case you need to delete resources to comply with General Data Protection Regulation (GDPR) requirements.

Request Syntax

```
{
  "externalId": "string"
}
```

Request Parameters

For information about the parameters that are common to all actions, see [Common Parameters](#).

The request accepts the following data in JSON format.

externalId

The unique ID of an external resource (for example, a CloudFormation stack ID) that is linked to one or more CodeDeploy resources.

Type: String

Required: No

Response Elements

If the action is successful, the service sends back an HTTP 200 response with an empty HTTP body.

Errors

For information about the errors that are common to all actions, see [Common Error Types](#).

See Also

For more information about using this API in one of the language-specific AWS SDKs, see the following:

- [AWS Command Line Interface V2](#)
- [AWS SDK for .NET V4](#)
- [AWS SDK for C++](#)
- [AWS SDK for Go v2](#)
- [AWS SDK for Java V2](#)
- [AWS SDK for JavaScript V3](#)
- [AWS SDK for Kotlin](#)
- [AWS SDK for PHP V3](#)
- [AWS SDK for Python](#)
- [AWS SDK for Ruby V3](#)

DeregisterOnPremisesInstance

Deregisters an on-premises instance.

Request Syntax

```
{  
  "instanceName": "string"  
}
```

Request Parameters

For information about the parameters that are common to all actions, see [Common Parameters](#).

The request accepts the following data in JSON format.

instanceName

The name of the on-premises instance to deregister.

Type: String

Required: Yes

Response Elements

If the action is successful, the service sends back an HTTP 200 response with an empty HTTP body.

Errors

For information about the errors that are common to all actions, see [Common Error Types](#).

InstanceNameRequiredException

An on-premises instance name was not specified.

HTTP Status Code: 400

InvalidInstanceNameException

The on-premises instance name was specified in an invalid format.

HTTP Status Code: 400

Examples

Example

This example illustrates one usage of `DeregisterOnPremisesInstance`.

Sample Request

```
POST / HTTP/1.1
Host: codedeploy.us-east-1.amazonaws.com
Accept-Encoding: identity
Content-Length: 43
X-Amz-Target: CodeDeploy_20141006.DeregisterOnPremisesInstance
X-Amz-Date: 20160707T182111Z
User-Agent: aws-cli/1.10.6 Python/2.7.9 Windows/7 botocore/1.3.28
Content-Type: application/x-amz-json-1.1
Authorization: AWS4-HMAC-SHA256 Credential=AKIAIOSFODNN7EXAMPLE/20160707/us-east-1/
codedeploy/aws4_request,
SignedHeaders=content-type;host;user-agent;x-amz-date;x-amz-target,
Signature=39c3b3042cd2aEXAMPLE

{
  "instanceName": "grp-b-inst-3"
}
```

Sample Response

```
HTTP/1.1 200 OK
x-amzn-RequestId: 4ccc9cf0-88c9-11e5-8ce3-2704437d0309
Content-Type: application/x-amz-json-1.1
Content-Length: 0
```

See Also

For more information about using this API in one of the language-specific AWS SDKs, see the following:

- [AWS Command Line Interface V2](#)

- [AWS SDK for .NET V4](#)
- [AWS SDK for C++](#)
- [AWS SDK for Go v2](#)
- [AWS SDK for Java V2](#)
- [AWS SDK for JavaScript V3](#)
- [AWS SDK for Kotlin](#)
- [AWS SDK for PHP V3](#)
- [AWS SDK for Python](#)
- [AWS SDK for Ruby V3](#)

GetApplication

Gets information about an application.

Request Syntax

```
{
  "applicationName": "string"
}
```

Request Parameters

For information about the parameters that are common to all actions, see [Common Parameters](#).

The request accepts the following data in JSON format.

applicationName

The name of an AWS CodeDeploy application associated with the user or AWS account.

Type: String

Length Constraints: Minimum length of 1. Maximum length of 100.

Required: Yes

Response Syntax

```
{
  "application": {
    "applicationId": "string",
    "applicationName": "string",
    "computePlatform": "string",
    "createTime": number,
    "gitHubAccountName": "string",
    "linkedToGitHub": boolean
  }
}
```

Response Elements

If the action is successful, the service sends back an HTTP 200 response.

The following data is returned in JSON format by the service.

application

Information about the application.

Type: [ApplicationInfo](#) object

Errors

For information about the errors that are common to all actions, see [Common Error Types](#).

ApplicationDoesNotExistException

The application does not exist with the user or AWS account.

HTTP Status Code: 400

ApplicationNameRequiredException

The minimum number of required application names was not specified.

HTTP Status Code: 400

InvalidApplicationNameException

The application name was specified in an invalid format.

HTTP Status Code: 400

Examples

Example

This example illustrates one usage of `GetApplication`.

Sample Request

```
POST / HTTP/1.1
```

```
Host: codedeploy.us-east-1.amazonaws.com
Accept-Encoding: identity
Content-Length: 45
X-Amz-Target: CodeDeploy_20141006.GetApplication
X-Amz-Date: 20160707T014559Z
User-Agent: aws-cli/1.10.6 Python/2.7.9 Windows/7 botocore/1.3.28
Content-Type: application/x-amz-json-1.1
Authorization: AWS4-HMAC-SHA256 Credential=AKIAIOSFODNN7EXAMPLE/20160707/us-east-1/
codedeploy/aws4_request,
SignedHeaders=content-type;host;user-agent;x-amz-date;x-amz-target,
Signature=39c3b3042cd2aEXAMPLE

{
  "applicationName": "TestApp-us-east-1"
}
```

Sample Response

```
HTTP/1.1 200 OK
x-amzn-RequestId: 2010bbbd-88df-11e5-9749-bba241db97da
Content-Type: application/x-amz-json-1.1
Content-Length: 168

{
  "application": {
    "applicationId": "d3be67e5-e716-457b-946b-7a457EXAMPLE",
    "applicationName": "TestApp-us-east-1",
    "createTime": 1446229001.211,
    "linkedToGitHub": false
  }
}
```

See Also

For more information about using this API in one of the language-specific AWS SDKs, see the following:

- [AWS Command Line Interface V2](#)
- [AWS SDK for .NET V4](#)
- [AWS SDK for C++](#)
- [AWS SDK for Go v2](#)

- [AWS SDK for Java V2](#)
- [AWS SDK for JavaScript V3](#)
- [AWS SDK for Kotlin](#)
- [AWS SDK for PHP V3](#)
- [AWS SDK for Python](#)
- [AWS SDK for Ruby V3](#)

GetApplicationRevision

Gets information about an application revision.

Request Syntax

```
{
  "applicationName": "string",
  "revision": {
    "appSpecContent": {
      "content": "string",
      "sha256": "string"
    },
    "gitHubLocation": {
      "commitId": "string",
      "repository": "string"
    },
    "revisionType": "string",
    "s3Location": {
      "bucket": "string",
      "bundleType": "string",
      "eTag": "string",
      "key": "string",
      "version": "string"
    },
    "string": {
      "content": "string",
      "sha256": "string"
    }
  }
}
```

Request Parameters

For information about the parameters that are common to all actions, see [Common Parameters](#).

The request accepts the following data in JSON format.

applicationName

The name of the application that corresponds to the revision.

Type: String

Length Constraints: Minimum length of 1. Maximum length of 100.

Required: Yes

revision

Information about the application revision to get, including type and location.

Type: [RevisionLocation](#) object

Required: Yes

Response Syntax

```
{
  "applicationName": "string",
  "revision": {
    "appSpecContent": {
      "content": "string",
      "sha256": "string"
    },
    "gitHubLocation": {
      "commitId": "string",
      "repository": "string"
    },
    "revisionType": "string",
    "s3Location": {
      "bucket": "string",
      "bundleType": "string",
      "eTag": "string",
      "key": "string",
      "version": "string"
    },
    "string": {
      "content": "string",
      "sha256": "string"
    }
  },
  "revisionInfo": {
    "deploymentGroups": [ "string" ],
    "description": "string",
    "firstUsedTime": number,
    "lastUsedTime": number,
  }
}
```

```
    "registerTime": number
  }
}
```

Response Elements

If the action is successful, the service sends back an HTTP 200 response.

The following data is returned in JSON format by the service.

applicationName

The name of the application that corresponds to the revision.

Type: String

Length Constraints: Minimum length of 1. Maximum length of 100.

revision

Additional information about the revision, including type and location.

Type: [RevisionLocation](#) object

revisionInfo

General information about the revision.

Type: [GenericRevisionInfo](#) object

Errors

For information about the errors that are common to all actions, see [Common Error Types](#).

ApplicationDoesNotExistException

The application does not exist with the user or AWS account.

HTTP Status Code: 400

ApplicationNameRequiredException

The minimum number of required application names was not specified.

HTTP Status Code: 400

InvalidApplicationNameException

The application name was specified in an invalid format.

HTTP Status Code: 400

InvalidRevisionException

The revision was specified in an invalid format.

HTTP Status Code: 400

RevisionDoesNotExistException

The named revision does not exist with the user or AWS account.

HTTP Status Code: 400

RevisionRequiredException

The revision ID was not specified.

HTTP Status Code: 400

Examples

Example

This example illustrates one usage of `GetApplicationRevision`.

Sample Request

```
POST / HTTP/1.1
Host: codedeploy.us-east-1.amazonaws.com
Accept-Encoding: identity
Content-Length: 215
X-Amz-Target: CodeDeploy_20141006.GetApplicationRevision
X-Amz-Date: 20160707T015403Z
User-Agent: aws-cli/1.10.6 Python/2.7.9 Windows/7 botocore/1.3.28
Content-Type: application/x-amz-json-1.1
Authorization: AWS4-HMAC-SHA256 Credential=AKIAIOSFODNN7EXAMPLE/20160707/us-east-1/
codedeploy/aws4_request,
SignedHeaders=content-type;host;user-agent;x-amz-date;x-amz-target,
Signature=39c3b3042cd2aEXAMPLE

{
```

```
"applicationName": "TestApp-us-east-1",
"revision": {
  "revisionType": "S3",
  "s3Location": {
    "bundleType": "zip",
    "eTag": "fff9102ckv48b652bf903700453f7408",
    "bucket": "project-1234",
    "key": "North-App.zip"
  }
}
```

Sample Response

```
HTTP/1.1 200 OK
x-amzn-RequestId: 410338f8-88e0-11e5-bb59-fb8eade0dfc3
Content-Type: application/x-amz-json-1.1
Content-Length: 416

{
  "applicationName": "TestApp-us-east-1",
  "revision": {
    "revisionType": "S3",
    "s3Location": {
      "bucket": "project-1234",
      "bundleType": "zip",
      "eTag": "abc9102cff48b652bf903765453f7408",
      "key": "North-App.zip"
    }
  },
  "revisionInfo": {
    "deploymentGroups": [],
    "description": "Application revision registered by Deployment ID: d-D1EGTDV3C",
    "firstUsedTime": 1446232255.734,
    "lastUsedTime": 1446232255.734,
    "registerTime": 1446232255.734
  }
}
```

See Also

For more information about using this API in one of the language-specific AWS SDKs, see the following:

- [AWS Command Line Interface V2](#)
- [AWS SDK for .NET V4](#)
- [AWS SDK for C++](#)
- [AWS SDK for Go v2](#)
- [AWS SDK for Java V2](#)
- [AWS SDK for JavaScript V3](#)
- [AWS SDK for Kotlin](#)
- [AWS SDK for PHP V3](#)
- [AWS SDK for Python](#)
- [AWS SDK for Ruby V3](#)

GetDeployment

Gets information about a deployment.

Note

The content property of the appSpecContent object in the returned revision is always null. Use GetApplicationRevision and the sha256 property of the returned appSpecContent object to get the content of the deployment's AppSpec file.

Request Syntax

```
{
  "deploymentId": "string"
}
```

Request Parameters

For information about the parameters that are common to all actions, see [Common Parameters](#).

The request accepts the following data in JSON format.

deploymentId

The unique ID of a deployment associated with the user or AWS account.

Type: String

Required: Yes

Response Syntax

```
{
  "deploymentInfo": {
    "additionalDeploymentStatusInfo": "string",
    "applicationName": "string",
    "autoRollbackConfiguration": {
      "enabled": boolean,
      "events": [ "string" ]
    }
  }
}
```

```

},
"blueGreenDeploymentConfiguration": {
  "deploymentReadyOption": {
    "actionOnTimeout": "string",
    "waitTimeInMinutes": number
  },
  "greenFleetProvisioningOption": {
    "action": "string"
  },
  "terminateBlueInstancesOnDeploymentSuccess": {
    "action": "string",
    "terminationWaitTimeInMinutes": number
  }
},
"completeTime": number,
"computePlatform": "string",
"createTime": number,
"creator": "string",
"deploymentConfigName": "string",
"deploymentGroupName": "string",
"deploymentId": "string",
"deploymentOverview": {
  "Failed": number,
  "InProgress": number,
  "Pending": number,
  "Ready": number,
  "Skipped": number,
  "Succeeded": number
},
"deploymentStatusMessages": [ "string" ],
"deploymentStyle": {
  "deploymentOption": "string",
  "deploymentType": "string"
},
"description": "string",
"errorInformation": {
  "code": "string",
  "message": "string"
},
"externalId": "string",
"fileExistsBehavior": "string",
"ignoreApplicationStopFailures": boolean,
"instanceTerminationWaitTimeStarted": boolean,
"loadBalancerInfo": {

```

```
    "elbInfoList": [
      {
        "name": "string"
      }
    ],
    "targetGroupInfoList": [
      {
        "name": "string"
      }
    ],
    "targetGroupPairInfoList": [
      {
        "prodTrafficRoute": {
          "listenerArns": [ "string" ]
        },
        "targetGroups": [
          {
            "name": "string"
          }
        ],
        "testTrafficRoute": {
          "listenerArns": [ "string" ]
        }
      }
    ]
  },
  "overrideAlarmConfiguration": {
    "alarms": [
      {
        "name": "string"
      }
    ],
    "enabled": boolean,
    "ignorePollAlarmFailure": boolean
  },
  "previousRevision": {
    "appSpecContent": {
      "content": "string",
      "sha256": "string"
    },
    "gitHubLocation": {
      "commitId": "string",
      "repository": "string"
    }
  },
}
```

```
"revisionType": "string",
"s3Location": {
  "bucket": "string",
  "bundleType": "string",
  "eTag": "string",
  "key": "string",
  "version": "string"
},
"string": {
  "content": "string",
  "sha256": "string"
}
},
"relatedDeployments": {
  "autoUpdateOutdatedInstancesDeploymentIds": [ "string" ],
  "autoUpdateOutdatedInstancesRootDeploymentId": "string"
},
"revision": {
  "appSpecContent": {
    "content": "string",
    "sha256": "string"
  },
  "gitHubLocation": {
    "commitId": "string",
    "repository": "string"
  },
  "revisionType": "string",
  "s3Location": {
    "bucket": "string",
    "bundleType": "string",
    "eTag": "string",
    "key": "string",
    "version": "string"
  },
  "string": {
    "content": "string",
    "sha256": "string"
  }
},
"rollbackInfo": {
  "rollbackDeploymentId": "string",
  "rollbackMessage": "string",
  "rollbackTriggeringDeploymentId": "string"
},
```

```
"startTime": number,
"status": "string",
"targetInstances": {
  "autoScalingGroups": [ "string" ],
  "ec2TagSet": {
    "ec2TagSetList": [
      [
        {
          "Key": "string",
          "Type": "string",
          "Value": "string"
        }
      ]
    ]
  },
  "tagFilters": [
    {
      "Key": "string",
      "Type": "string",
      "Value": "string"
    }
  ]
},
"updateOutdatedInstancesOnly": boolean
}
```

Response Elements

If the action is successful, the service sends back an HTTP 200 response.

The following data is returned in JSON format by the service.

deploymentInfo

Information about the deployment.

Type: [DeploymentInfo](#) object

Errors

For information about the errors that are common to all actions, see [Common Error Types](#).

DeploymentDoesNotExistException

The deployment with the user or AWS account does not exist.

HTTP Status Code: 400

DeploymentIdRequiredException

At least one deployment ID must be specified.

HTTP Status Code: 400

InvalidDeploymentIdException

At least one of the deployment IDs was specified in an invalid format.

HTTP Status Code: 400

Examples

Example

This example illustrates one usage of GetDeployment.

Sample Request

```
POST / HTTP/1.1
Host: codedeploy.us-east-1.amazonaws.com
Accept-Encoding: identity
Content-Length: 31
X-Amz-Target: CodeDeploy_20141006.GetDeployment
X-Amz-Date: 20160707T015545Z
User-Agent: aws-cli/1.10.6 Python/2.7.9 Windows/7 botocore/1.3.28
Content-Type: application/x-amz-json-1.1
Authorization: AWS4-HMAC-SHA256 Credential=AKIAIOSFODNN7EXAMPLE/20160707/us-east-1/
codedeploy/aws4_request,
SignedHeaders=content-type;host;user-agent;x-amz-date;x-amz-target,
Signature=39c3b3042cd2aEXAMPLE

{
  "deploymentId": "d-74D24AS7X"
}
```

Sample Response

```
HTTP/1.1 200 OK
x-amzn-RequestId: 7dca4dcf-88e0-11e5-96e5-5hj1ee0ce84e
Content-Type: application/x-amz-json-1.1
Content-Length: 622

{
  "deploymentInfo": {
    "applicationName": "TestApp-us-east-1",
    "completeTime": 1446232681.319,
    "createTime": 1446232639.487,
    "creator": "user",
    "deploymentConfigName": "CodeDeployDefault.OneAtATime",
    "deploymentGroupName": "dep-group-def-456",
    "deploymentId": "d-74D35AS7C",
    "deploymentOverview": {
      "Failed": 0,
      "InProgress": 0,
      "Pending": 0,
      "Skipped": 0,
      "Succeeded": 1
    },
    "description": "Deployment for project 8FHE43",
    "ignoreApplicationStopFailures": false,
    "revision": {
      "revisionType": "S3",
      "s3Location": {
        "bucket": "project-1234",
        "bundleType": "zip",
        "eTag": "3fdd7b968314a096d5af1d649e26a4a",
        "key": "North-App.zip"
      }
    },
    "startTime": 1446744188.711,
    "status": "Succeeded"
  }
}
```

See Also

For more information about using this API in one of the language-specific AWS SDKs, see the following:

- [AWS Command Line Interface V2](#)
- [AWS SDK for .NET V4](#)
- [AWS SDK for C++](#)
- [AWS SDK for Go v2](#)
- [AWS SDK for Java V2](#)
- [AWS SDK for JavaScript V3](#)
- [AWS SDK for Kotlin](#)
- [AWS SDK for PHP V3](#)
- [AWS SDK for Python](#)
- [AWS SDK for Ruby V3](#)

GetDeploymentConfig

Gets information about a deployment configuration.

Request Syntax

```
{
  "deploymentConfigName": "string"
}
```

Request Parameters

For information about the parameters that are common to all actions, see [Common Parameters](#).

The request accepts the following data in JSON format.

[deploymentConfigName](#)

The name of a deployment configuration associated with the user or AWS account.

Type: String

Length Constraints: Minimum length of 1. Maximum length of 100.

Required: Yes

Response Syntax

```
{
  "deploymentConfigInfo": {
    "computePlatform": "string",
    "createTime": number,
    "deploymentConfigId": "string",
    "deploymentConfigName": "string",
    "minimumHealthyHosts": {
      "type": "string",
      "value": number
    },
    "trafficRoutingConfig": {
      "timeBasedCanary": {
        "canaryInterval": number,
        "canaryPercentage": number
      }
    }
  }
}
```

```
    },
    "timeBasedLinear": {
      "linearInterval": number,
      "linearPercentage": number
    },
    "type": "string"
  },
  "zonalConfig": {
    "firstZoneMonitorDurationInSeconds": number,
    "minimumHealthyHostsPerZone": {
      "type": "string",
      "value": number
    },
    "monitorDurationInSeconds": number
  }
}
```

Response Elements

If the action is successful, the service sends back an HTTP 200 response.

The following data is returned in JSON format by the service.

deploymentConfigInfo

Information about the deployment configuration.

Type: [DeploymentConfigInfo](#) object

Errors

For information about the errors that are common to all actions, see [Common Error Types](#).

DeploymentConfigDoesNotExistException

The deployment configuration does not exist with the user or AWS account.

HTTP Status Code: 400

DeploymentConfigNameRequiredException

The deployment configuration name was not specified.

HTTP Status Code: 400

InvalidComputePlatformException

The computePlatform is invalid. The computePlatform should be Lambda, Server, or ECS.

HTTP Status Code: 400

InvalidDeploymentConfigNameException

The deployment configuration name was specified in an invalid format.

HTTP Status Code: 400

Examples

Example

This example illustrates one usage of GetDeploymentConfig.

Sample Request

```
POST / HTTP/1.1
Host: codedeploy.us-east-1.amazonaws.com
Accept-Encoding: identity
Content-Length: 56
X-Amz-Target: CodeDeploy_20141006.GetDeploymentConfig
X-Amz-Date: 20160707T015738Z
User-Agent: aws-cli/1.10.6 Python/2.7.9 Windows/7 botocore/1.3.28
Content-Type: application/x-amz-json-1.1
Authorization: AWS4-HMAC-SHA256 Credential=AKIAIOSFODNN7EXAMPLE/20160707/us-east-1/
codedeploy/aws4_request,
SignedHeaders=content-type;host;user-agent;x-amz-date;x-amz-target,
Signature=39c3b3042cd2aEXAMPLE

{
  "deploymentConfigName": "CodeDeployDefault.OneAtATime"
}
```

Sample Response

```
HTTP/1.1 200 OK
x-amzn-RequestId: c177704f-88e0-11e5-b497-75c493756c4d
```

```
Content-Type: application/x-amz-json-1.1
```

```
Content-Length: 200
```

```
{
  "deploymentConfigInfo": {
    "createTime": 1446744188.711,
    "deploymentConfigId": "00000000-0000-0000-0000-000000000001",
    "deploymentConfigName": "CodeDeployDefault.OneAtATime",
    "minimumHealthyHosts": {
      "type": "MOST_CONCURRENCY",
      "value": 1
    }
  }
}
```

See Also

For more information about using this API in one of the language-specific AWS SDKs, see the following:

- [AWS Command Line Interface V2](#)
- [AWS SDK for .NET V4](#)
- [AWS SDK for C++](#)
- [AWS SDK for Go v2](#)
- [AWS SDK for Java V2](#)
- [AWS SDK for JavaScript V3](#)
- [AWS SDK for Kotlin](#)
- [AWS SDK for PHP V3](#)
- [AWS SDK for Python](#)
- [AWS SDK for Ruby V3](#)

GetDeploymentGroup

Gets information about a deployment group.

Request Syntax

```
{
  "applicationName": "string",
  "deploymentGroupName": "string"
}
```

Request Parameters

For information about the parameters that are common to all actions, see [Common Parameters](#).

The request accepts the following data in JSON format.

applicationName

The name of an AWS CodeDeploy application associated with the user or AWS account.

Type: String

Length Constraints: Minimum length of 1. Maximum length of 100.

Required: Yes

deploymentGroupName

The name of a deployment group for the specified application.

Type: String

Length Constraints: Minimum length of 1. Maximum length of 100.

Required: Yes

Response Syntax

```
{
  "deploymentGroupInfo": {
    "alarmConfiguration": {
      "alarms": [
```

```
    {
      "name": "string"
    }
  ],
  "enabled": boolean,
  "ignorePollAlarmFailure": boolean
},
"applicationName": "string",
"autoRollbackConfiguration": {
  "enabled": boolean,
  "events": [ "string" ]
},
"autoScalingGroups": [
  {
    "hook": "string",
    "name": "string",
    "terminationHook": "string"
  }
],
"blueGreenDeploymentConfiguration": {
  "deploymentReadyOption": {
    "actionOnTimeout": "string",
    "waitTimeInMinutes": number
  },
  "greenFleetProvisioningOption": {
    "action": "string"
  },
  "terminateBlueInstancesOnDeploymentSuccess": {
    "action": "string",
    "terminationWaitTimeInMinutes": number
  }
},
"computePlatform": "string",
"deploymentConfigName": "string",
"deploymentGroupId": "string",
"deploymentGroupName": "string",
"deploymentStyle": {
  "deploymentOption": "string",
  "deploymentType": "string"
},
"ec2TagFilters": [
  {
    "Key": "string",
    "Type": "string",
```

```
        "Value": "string"
    }
],
"ec2TagSet": {
    "ec2TagSetList": [
        [
            {
                "Key": "string",
                "Type": "string",
                "Value": "string"
            }
        ]
    ]
},
"ecsServices": [
    {
        "clusterName": "string",
        "serviceName": "string"
    }
],
"lastAttemptedDeployment": {
    "createTime": number,
    "deploymentId": "string",
    "endTime": number,
    "status": "string"
},
"lastSuccessfulDeployment": {
    "createTime": number,
    "deploymentId": "string",
    "endTime": number,
    "status": "string"
},
"loadBalancerInfo": {
    "elbInfoList": [
        {
            "name": "string"
        }
    ],
    "targetGroupInfoList": [
        {
            "name": "string"
        }
    ],
    "targetGroupPairInfoList": [
```

```
    {
      "prodTrafficRoute": {
        "listenerArns": [ "string" ]
      },
      "targetGroups": [
        {
          "name": "string"
        }
      ],
      "testTrafficRoute": {
        "listenerArns": [ "string" ]
      }
    }
  ],
  "onPremisesInstanceTagFilters": [
    {
      "Key": "string",
      "Type": "string",
      "Value": "string"
    }
  ],
  "onPremisesTagSet": {
    "onPremisesTagSetList": [
      [
        {
          "Key": "string",
          "Type": "string",
          "Value": "string"
        }
      ]
    ]
  },
  "outdatedInstancesStrategy": "string",
  "serviceRoleArn": "string",
  "targetRevision": {
    "appSpecContent": {
      "content": "string",
      "sha256": "string"
    },
    "gitHubLocation": {
      "commitId": "string",
      "repository": "string"
    }
  },
```

```
    "revisionType": "string",
    "s3Location": {
      "bucket": "string",
      "bundleType": "string",
      "eTag": "string",
      "key": "string",
      "version": "string"
    },
    "string": {
      "content": "string",
      "sha256": "string"
    }
  },
  "terminationHookEnabled": boolean,
  "triggerConfigurations": [
    {
      "triggerEvents": [ "string" ],
      "triggerName": "string",
      "triggerTargetArn": "string"
    }
  ]
}
```

Response Elements

If the action is successful, the service sends back an HTTP 200 response.

The following data is returned in JSON format by the service.

deploymentGroupInfo

Information about the deployment group.

Type: [DeploymentGroupInfo](#) object

Errors

For information about the errors that are common to all actions, see [Common Error Types](#).

ApplicationDoesNotExistException

The application does not exist with the user or AWS account.

HTTP Status Code: 400

ApplicationNameRequiredException

The minimum number of required application names was not specified.

HTTP Status Code: 400

DeploymentConfigDoesNotExistException

The deployment configuration does not exist with the user or AWS account.

HTTP Status Code: 400

DeploymentGroupDoesNotExistException

The named deployment group with the user or AWS account does not exist.

HTTP Status Code: 400

DeploymentGroupNameRequiredException

The deployment group name was not specified.

HTTP Status Code: 400

InvalidApplicationNameException

The application name was specified in an invalid format.

HTTP Status Code: 400

InvalidDeploymentGroupNameException

The deployment group name was specified in an invalid format.

HTTP Status Code: 400

Examples

Example

This example illustrates one usage of `GetDeploymentGroup`.

Sample Request

```
POST / HTTP/1.1
Host: codedeploy.us-east-1.amazonaws.com
Accept-Encoding: identity
Content-Length: 99
X-Amz-Target: CodeDeploy_20141006.GetDeploymentGroup
X-Amz-Date: 20160707T020047Z
User-Agent: aws-cli/1.10.6 Python/2.7.9 Windows/7 botocore/1.3.28
Content-Type: application/x-amz-json-1.1
Authorization: AWS4-HMAC-SHA256 Credential=AKIAIOSFODNN7EXAMPLE/20160707/us-east-1/
codedeploy/aws4_request,
SignedHeaders=content-type;host;user-agent;x-amz-date;x-amz-target,
Signature=39c3b3042cd2aEXAMPLE

{
  "applicationName": "TestApp-us-east-1",
  "deploymentGroupName": "dep-group-def-456"
}
```

Sample Response

```
HTTP/1.1 200 OK
x-amzn-RequestId: 31b0d6a4-88e1-11e5-bb59-fb8eade0dfc3
Content-Type: application/x-amz-json-1.1
Content-Length: 646

{
  "deploymentGroupInfo": {
    "applicationName": "TestApp-us-east-1",
    "autoScalingGroups": [],
    "deploymentConfigName": "CodeDeployDefault.OneAtATime",
    "deploymentGroupId": "c565c0f7-8927-45d5-ab11-c16c4b0540b6",
    "deploymentGroupName": "dep-group-def-456",
    "ec2TagFilters": [
      {
        "Key": "Name",
        "Type": "KEY_AND_VALUE",
        "Value": "grp-c-inst-1"
      }
    ],
    "onPremisesInstanceTagFilters": [],
    "serviceRoleArn": "arn:aws:iam::444455556666:role/AnyCompany-service-role",
```

```
    "targetRevision": {
      "revisionType": "S3",
      "s3Location": {
        "bucket": "project-1234",
        "bundleType": "zip",
        "eTag": "3fdd7b9193231a096d5af1d649e26a4a",
        "key": "North-App.zip"
      },
      "triggerConfigurations": [
        {
          "triggerEvents": [
            "DeploymentFailure"
          ],
          "triggerName": "Trigger-group-us-east-1-deploy-fail",
          "triggerTargetArn": "arn:aws:sns:us-east-1:80398EXAMPLE:us-east-
deploy-fail"
        }
      ]
    }
  }
}
```

See Also

For more information about using this API in one of the language-specific AWS SDKs, see the following:

- [AWS Command Line Interface V2](#)
- [AWS SDK for .NET V4](#)
- [AWS SDK for C++](#)
- [AWS SDK for Go v2](#)
- [AWS SDK for Java V2](#)
- [AWS SDK for JavaScript V3](#)
- [AWS SDK for Kotlin](#)
- [AWS SDK for PHP V3](#)
- [AWS SDK for Python](#)
- [AWS SDK for Ruby V3](#)

GetDeploymentInstance

Gets information about an instance as part of a deployment.

Request Syntax

```
{
  "deploymentId": "string",
  "instanceId": "string"
}
```

Request Parameters

For information about the parameters that are common to all actions, see [Common Parameters](#).

The request accepts the following data in JSON format.

deploymentId

The unique ID of a deployment.

Type: String

Required: Yes

instanceId

The unique ID of an instance in the deployment group.

Type: String

Required: Yes

Response Syntax

```
{
  "instanceSummary": {
    "deploymentId": "string",
    "instanceId": "string",
    "instanceType": "string",
  }
}
```

```
"lastUpdatedAt": number,
"lifecycleEvents": [
  {
    "diagnostics": {
      "errorCode": "string",
      "logTail": "string",
      "message": "string",
      "scriptName": "string"
    },
    "endTime": number,
    "lifecycleEventName": "string",
    "startTime": number,
    "status": "string"
  }
],
"status": "string"
}
```

Response Elements

If the action is successful, the service sends back an HTTP 200 response.

The following data is returned in JSON format by the service.

instanceSummary

This parameter has been deprecated.

Information about the instance.

Type: [InstanceSummary](#) object

Errors

For information about the errors that are common to all actions, see [Common Error Types](#).

DeploymentDoesNotExistException

The deployment with the user or AWS account does not exist.

HTTP Status Code: 400

DeploymentIdRequiredException

At least one deployment ID must be specified.

HTTP Status Code: 400

InstanceDoesNotExistException

This error has been deprecated.

The specified instance does not exist in the deployment group.

HTTP Status Code: 400

InstanceIdRequiredException

This error has been deprecated.

The instance ID was not specified.

HTTP Status Code: 400

InvalidComputePlatformException

The computePlatform is invalid. The computePlatform should be Lambda, Server, or ECS.

HTTP Status Code: 400

InvalidDeploymentIdException

At least one of the deployment IDs was specified in an invalid format.

HTTP Status Code: 400

InvalidInstanceNameException

The on-premises instance name was specified in an invalid format.

HTTP Status Code: 400

Examples

Example

This example illustrates one usage of `GetDeploymentInstance`.

Sample Request

```
POST / HTTP/1.1
Host: codedeploy.us-east-1.amazonaws.com
Accept-Encoding: identity
Content-Length: 59
X-Amz-Target: CodeDeploy_20141006.GetDeploymentInstance
X-Amz-Date: 20160707T020504Z
User-Agent: aws-cli/1.10.6 Python/2.7.9 Windows/7 botocore/1.3.28
Content-Type: application/x-amz-json-1.1
Authorization: AWS4-HMAC-SHA256 Credential=AKIAIOSFODNN7EXAMPLE/20160707/us-east-1/
codedeploy/aws4_request,
SignedHeaders=content-type;host;user-agent;x-amz-date;x-amz-target,
Signature=39c3b3042cd2aEXAMPLE

{
  "instanceId": "i-496636f700EXAMPLE",
  "deploymentId": "d-7539MBT7C"
}
```

Sample Response

```
HTTP/1.1 200 OK
x-amzn-RequestId: caf06837-88e1-11e5-b0f5-a331fa97e4b5
Content-Type: application/x-amz-json-1.1
Content-Length: 1628

{
  "instanceSummary": {
    "deploymentId": "d-75I7MBT7C",
    "instanceId": "arn:aws:ec2:us-east-1:444455556666:instance/
i-496589f700EXAMPLE",
    "lastUpdatedAt": 1446744207.564,
    "lifecycleEvents": [
      {
        "diagnostics": {
          "errorCode": "Success",
          "logTail": "",
          "message": "Succeeded",
          "scriptName": ""
        },
        "endTime": 1446744188.711,
        "lifecycleEventName": "ApplicationStop",
```

```
    "startTime": 1446744188.595,
    "status": "Succeeded"
  },
  {
    "diagnostics": {
      "errorCode": "Success",
      "logTail": "",
      "message": "Succeeded",
      "scriptName": ""
    },
    "endTime": 1446744190.402,
    "lifecycleEventName": "DownloadBundle",
    "startTime": 1446744189.827,
    "status": "Succeeded"
  },
  {
    "diagnostics": {
      "errorCode": "Success",
      "logTail": "",
      "message": "Succeeded",
      "scriptName": ""
    },
    "endTime": 1446744196.971,
    "lifecycleEventName": "BeforeInstall",
    "startTime": 1446744192.922,
    "status": "Succeeded"
  },
  {
    "diagnostics": {
      "errorCode": "Success",
      "logTail": "",
      "message": "Succeeded",
      "scriptName": ""
    },
    "endTime": 1446744198.23,
    "lifecycleEventName": "Install",
    "startTime": 1446744198.084,
    "status": "Succeeded"
  },
  {
    "diagnostics": {
      "errorCode": "Success",
      "logTail": "",
      "message": "Succeeded",
```

```
        "scriptName": ""
    },
    "endTime": 1446744200.299,
    "lifecycleEventName": "AfterInstall",
    "startTime": 1446744200.185,
    "status": "Succeeded"
},
{
    "diagnostics": {
        "errorCode": "Success",
        "logTail": "",
        "message": "Succeeded",
        "scriptName": ""
    },
    "endTime": 1446744203.12,
    "lifecycleEventName": "ApplicationStart",
    "startTime": 1446744202.983,
    "status": "Succeeded"
},
{
    "diagnostics": {
        "errorCode": "Success",
        "logTail": "",
        "message": "Succeeded",
        "scriptName": ""
    },
    "endTime": 1446744204.558,
    "lifecycleEventName": "ValidateService",
    "startTime": 1446744204.438,
    "status": "Succeeded"
}
],
"status": "Succeeded"
}
```

See Also

For more information about using this API in one of the language-specific AWS SDKs, see the following:

- [AWS Command Line Interface V2](#)
- [AWS SDK for .NET V4](#)

- [AWS SDK for C++](#)
- [AWS SDK for Go v2](#)
- [AWS SDK for Java V2](#)
- [AWS SDK for JavaScript V3](#)
- [AWS SDK for Kotlin](#)
- [AWS SDK for PHP V3](#)
- [AWS SDK for Python](#)
- [AWS SDK for Ruby V3](#)

GetDeploymentTarget

Returns information about a deployment target.

Request Syntax

```
{
  "deploymentId": "string",
  "targetId": "string"
}
```

Request Parameters

For information about the parameters that are common to all actions, see [Common Parameters](#).

The request accepts the following data in JSON format.

deploymentId

The unique ID of a deployment.

Type: String

Required: Yes

targetId

The unique ID of a deployment target.

Type: String

Required: Yes

Response Syntax

```
{
  "deploymentTarget": {
    "cloudFormationTarget": {
      "deploymentId": "string",
      "lastUpdatedAt": number,
      "lifecycleEvents": [
        {
          "diagnostics": {
```

```
        "errorCode": "string",
        "logTail": "string",
        "message": "string",
        "scriptName": "string"
    },
    "endTime": number,
    "lifecycleEventName": "string",
    "startTime": number,
    "status": "string"
}
],
"resourceType": "string",
"status": "string",
"targetId": "string",
"targetVersionWeight": number
},
"deploymentTargetType": "string",
"ecsTarget": {
    "deploymentId": "string",
    "lastUpdatedAt": number,
    "lifecycleEvents": [
        {
            "diagnostics": {
                "errorCode": "string",
                "logTail": "string",
                "message": "string",
                "scriptName": "string"
            },
            "endTime": number,
            "lifecycleEventName": "string",
            "startTime": number,
            "status": "string"
        }
    ],
    "status": "string",
    "targetArn": "string",
    "targetId": "string",
    "taskSetsInfo": [
        {
            "desiredCount": number,
            "identifer": "string",
            "pendingCount": number,
            "runningCount": number,
            "status": "string",
```

```
        "targetGroup": {
            "name": "string"
        },
        "taskSetLabel": "string",
        "trafficWeight": number
    }
]
},
"instanceTarget": {
    "deploymentId": "string",
    "instanceLabel": "string",
    "lastUpdatedAt": number,
    "lifecycleEvents": [
        {
            "diagnostics": {
                "errorCode": "string",
                "logTail": "string",
                "message": "string",
                "scriptName": "string"
            },
            "endTime": number,
            "lifecycleEventName": "string",
            "startTime": number,
            "status": "string"
        }
    ],
    "status": "string",
    "targetArn": "string",
    "targetId": "string"
},
"lambdaTarget": {
    "deploymentId": "string",
    "lambdaFunctionInfo": {
        "currentVersion": "string",
        "functionAlias": "string",
        "functionName": "string",
        "targetVersion": "string",
        "targetVersionWeight": number
    },
    "lastUpdatedAt": number,
    "lifecycleEvents": [
        {
            "diagnostics": {
                "errorCode": "string",
```

```
        "logTail": "string",
        "message": "string",
        "scriptName": "string"
    },
    "endTime": number,
    "lifecycleEventName": "string",
    "startTime": number,
    "status": "string"
}
],
"status": "string",
"targetArn": "string",
"targetId": "string"
}
}
```

Response Elements

If the action is successful, the service sends back an HTTP 200 response.

The following data is returned in JSON format by the service.

deploymentTarget

A deployment target that contains information about a deployment such as its status, lifecycle events, and when it was last updated. It also contains metadata about the deployment target. The deployment target metadata depends on the deployment target's type (`instanceTarget`, `lambdaTarget`, or `ecsTarget`).

Type: [DeploymentTarget](#) object

Errors

For information about the errors that are common to all actions, see [Common Error Types](#).

DeploymentDoesNotExistException

The deployment with the user or AWS account does not exist.

HTTP Status Code: 400

DeploymentIdRequiredException

At least one deployment ID must be specified.

HTTP Status Code: 400

DeploymentNotStartedException

The specified deployment has not started.

HTTP Status Code: 400

DeploymentTargetDoesNotExistException

The provided target ID does not belong to the attempted deployment.

HTTP Status Code: 400

DeploymentTargetIdRequiredException

A deployment target ID was not provided.

HTTP Status Code: 400

InvalidDeploymentIdException

At least one of the deployment IDs was specified in an invalid format.

HTTP Status Code: 400

InvalidDeploymentTargetIdException

The target ID provided was not valid.

HTTP Status Code: 400

InvalidInstanceNameException

The on-premises instance name was specified in an invalid format.

HTTP Status Code: 400

See Also

For more information about using this API in one of the language-specific AWS SDKs, see the following:

- [AWS Command Line Interface V2](#)
- [AWS SDK for .NET V4](#)
- [AWS SDK for C++](#)
- [AWS SDK for Go v2](#)
- [AWS SDK for Java V2](#)
- [AWS SDK for JavaScript V3](#)
- [AWS SDK for Kotlin](#)
- [AWS SDK for PHP V3](#)
- [AWS SDK for Python](#)
- [AWS SDK for Ruby V3](#)

GetOnPremisesInstance

Gets information about an on-premises instance.

Request Syntax

```
{  
  "instanceName": "string"  
}
```

Request Parameters

For information about the parameters that are common to all actions, see [Common Parameters](#).

The request accepts the following data in JSON format.

instanceName

The name of the on-premises instance about which to get information.

Type: String

Required: Yes

Response Syntax

```
{  
  "instanceInfo": {  
    "deregisterTime": number,  
    "iamSessionArn": "string",  
    "iamUserArn": "string",  
    "instanceArn": "string",  
    "instanceName": "string",  
    "registerTime": number,  
    "tags": [  
      {  
        "Key": "string",  
        "Value": "string"  
      }  
    ]  
  }  
}
```

```
}  
}
```

Response Elements

If the action is successful, the service sends back an HTTP 200 response.

The following data is returned in JSON format by the service.

[instanceInfo](#)

Information about the on-premises instance.

Type: [InstanceInfo](#) object

Errors

For information about the errors that are common to all actions, see [Common Error Types](#).

InstanceNameRequiredException

An on-premises instance name was not specified.

HTTP Status Code: 400

InstanceNotRegisteredException

The specified on-premises instance is not registered.

HTTP Status Code: 400

InvalidInstanceNameException

The on-premises instance name was specified in an invalid format.

HTTP Status Code: 400

Examples

Example

This example illustrates one usage of `GetOnPremisesInstance`.

Sample Request

```
POST / HTTP/1.1
Host: codedeploy.us-east-1.amazonaws.com
Accept-Encoding: identity
Content-Length: 31
X-Amz-Target: CodeDeploy_20141006.GetOnPremisesInstance
X-Amz-Date: 20160707T020614Z
User-Agent: aws-cli/1.10.6 Python/2.7.9 Windows/7 botocore/1.3.28
Content-Type: application/x-amz-json-1.1
Authorization: AWS4-HMAC-SHA256 Credential=AKIAIOSFODNN7EXAMPLE/20160707/us-east-1/
codedeploy/aws4_request,
SignedHeaders=content-type;host;user-agent;x-amz-date;x-amz-target,
Signature=39c3b3042cd2aEXAMPLE

{
  "instanceName": "grp-c-inst-2"
}
```

Sample Response

```
HTTP/1.1 200 OK
x-amzn-RequestId: caf06837-88e1-11e5-b0f5-a331fa97e4b5
Content-Type: application/x-amz-json-1.1
Content-Length: 386

{
  "InstanceInfo": {
    "deregisterTime": 1.446744190402E9,
    "iamUserArn": "arn:aws:iam::444455556666:user/janedoe",
    "instanceArn": "arn:aws:codedeploy:us-east-1:444455556666:instance/grp-e-
inst-3_EJFIFC3LrD",
    "instanceName": "grp-o-inst-7",
    "registerTime": 1.446744207564E9,
    "tags": [
      {
        "Key": "Name",
        "Value": "Cost-Center-765"
      }
    ]
  }
}
```

See Also

For more information about using this API in one of the language-specific AWS SDKs, see the following:

- [AWS Command Line Interface V2](#)
- [AWS SDK for .NET V4](#)
- [AWS SDK for C++](#)
- [AWS SDK for Go v2](#)
- [AWS SDK for Java V2](#)
- [AWS SDK for JavaScript V3](#)
- [AWS SDK for Kotlin](#)
- [AWS SDK for PHP V3](#)
- [AWS SDK for Python](#)
- [AWS SDK for Ruby V3](#)

ListApplicationRevisions

Lists information about revisions for an application.

Request Syntax

```
{
  "applicationName": "string",
  "deployed": "string",
  "nextToken": "string",
  "s3Bucket": "string",
  "s3KeyPrefix": "string",
  "sortBy": "string",
  "sortOrder": "string"
}
```

Request Parameters

For information about the parameters that are common to all actions, see [Common Parameters](#).

The request accepts the following data in JSON format.

applicationName

The name of an AWS CodeDeploy application associated with the user or AWS account.

Type: String

Length Constraints: Minimum length of 1. Maximum length of 100.

Required: Yes

deployed

Whether to list revisions based on whether the revision is the target revision of a deployment group:

- `include`: List revisions that are target revisions of a deployment group.
- `exclude`: Do not list revisions that are target revisions of a deployment group.
- `ignore`: List all revisions.

Type: String

Valid Values: `include` | `exclude` | `ignore`

Required: No

[nextToken](#)

An identifier returned from the previous `ListApplicationRevisions` call. It can be used to return the next set of applications in the list.

Type: String

Required: No

[s3Bucket](#)

An Amazon S3 bucket name to limit the search for revisions.

If set to null, all of the user's buckets are searched.

Type: String

Required: No

[s3KeyPrefix](#)

A key prefix for the set of Amazon S3 objects to limit the search for revisions.

Type: String

Required: No

[sortBy](#)

The column name to use to sort the list results:

- `registerTime`: Sort by the time the revisions were registered with AWS CodeDeploy.
- `firstUsedTime`: Sort by the time the revisions were first used in a deployment.
- `lastUsedTime`: Sort by the time the revisions were last used in a deployment.

If not specified or set to null, the results are returned in an arbitrary order.

Type: String

Valid Values: `registerTime` | `firstUsedTime` | `lastUsedTime`

Required: No

sortOrder

The order in which to sort the list results:

- ascending: ascending order.
- descending: descending order.

If not specified, the results are sorted in ascending order.

If set to null, the results are sorted in an arbitrary order.

Type: String

Valid Values: ascending | descending

Required: No

Response Syntax

```
{
  "nextToken": "string",
  "revisions": [
    {
      "appSpecContent": {
        "content": "string",
        "sha256": "string"
      },
      "gitHubLocation": {
        "commitId": "string",
        "repository": "string"
      },
      "revisionType": "string",
      "s3Location": {
        "bucket": "string",
        "bundleType": "string",
        "eTag": "string",
        "key": "string",
        "version": "string"
      },
      "string": {
        "content": "string",
        "sha256": "string"
      }
    }
  ]
}
```

```
    }  
  ]  
}
```

Response Elements

If the action is successful, the service sends back an HTTP 200 response.

The following data is returned in JSON format by the service.

nextToken

If a large amount of information is returned, an identifier is also returned. It can be used in a subsequent list application revisions call to return the next set of application revisions in the list.

Type: String

revisions

A list of locations that contain the matching revisions.

Type: Array of [RevisionLocation](#) objects

Errors

For information about the errors that are common to all actions, see [Common Error Types](#).

ApplicationDoesNotExistException

The application does not exist with the user or AWS account.

HTTP Status Code: 400

ApplicationNameRequiredException

The minimum number of required application names was not specified.

HTTP Status Code: 400

BucketNameFilterRequiredException

A bucket name is required, but was not provided.

HTTP Status Code: 400

InvalidApplicationNameException

The application name was specified in an invalid format.

HTTP Status Code: 400

InvalidBucketNameFilterException

The bucket name either doesn't exist or was specified in an invalid format.

HTTP Status Code: 400

InvalidDeployedStateFilterException

The deployed state filter was specified in an invalid format.

HTTP Status Code: 400

InvalidKeyPrefixFilterException

The specified key prefix filter was specified in an invalid format.

HTTP Status Code: 400

InvalidNextTokenException

The next token was specified in an invalid format.

HTTP Status Code: 400

InvalidSortByException

The column name to sort by is either not present or was specified in an invalid format.

HTTP Status Code: 400

InvalidSortOrderException

The sort order was specified in an invalid format.

HTTP Status Code: 400

Examples

Example

This example illustrates one usage of `ListApplicationRevisions`.

Sample Request

```
POST / HTTP/1.1
Host: codedeploy.us-east-1.amazonaws.com
Accept-Encoding: identity
Content-Length: 45
X-Amz-Target: CodeDeploy_20141006.ListApplicationRevisions
X-Amz-Date: 20160707T021008Z
User-Agent: aws-cli/1.10.6 Python/2.7.9 Windows/7 botocore/1.3.28
Content-Type: application/x-amz-json-1.1
Authorization: AWS4-HMAC-SHA256 Credential=AKIAIOSFODNN7EXAMPLE/20160707/us-east-1/
codedeploy/aws4_request,
SignedHeaders=content-type;host;user-agent;x-amz-date;x-amz-target,
Signature=39c3b3042cd2aEXAMPLE

{
  "applicationName": "TestApp-us-east-1"
}
```

Sample Response

```
HTTP/1.1 200 OK
x-amzn-RequestId: 8000a419-88e2-11e5-b497-75c493756c4d
Content-Type: application/x-amz-json-1.1
Content-Length: 611

{
  "revisions": [
    {
      "revisionType": "S3",
      "s3Location": {
        "bucket": "project-1234",
        "bundleType": "zip",
        "eTag": "3fdd7b3456697a096d5af1d649e26a4a",
        "key": "North-App.zip"
      }
    },
    {
      "revisionType": "S3",
      "s3Location": {
        "bucket": "project-1234",
        "bundleType": "zip",
        "eTag": "\"3fdd7b9142497a096d5af1d649e26a4a\"",

```

```
        "key": "North-App.zip"
      }
    },
    {
      "revisionType": "S3",
      "s3Location": {
        "bucket": "project-1234",
        "bundleType": "zip",
        "eTag": "ffe5402cff48b652bf903700453f7408",
        "key": "North-App.zip"
      }
    },
    {
      "revisionType": "S3",
      "s3Location": {
        "bucket": "project-1234",
        "bundleType": "zip",
        "eTag": "fff9102vdf48b652bf903700453f7408",
        "key": "North-App.zip"
      }
    }
  ]
}
```

See Also

For more information about using this API in one of the language-specific AWS SDKs, see the following:

- [AWS Command Line Interface V2](#)
- [AWS SDK for .NET V4](#)
- [AWS SDK for C++](#)
- [AWS SDK for Go v2](#)
- [AWS SDK for Java V2](#)
- [AWS SDK for JavaScript V3](#)
- [AWS SDK for Kotlin](#)
- [AWS SDK for PHP V3](#)
- [AWS SDK for Python](#)
- [AWS SDK for Ruby V3](#)

ListApplications

Lists the applications registered with the user or AWS account.

Request Syntax

```
{  
  "nextToken": "string"  
}
```

Request Parameters

For information about the parameters that are common to all actions, see [Common Parameters](#).

The request accepts the following data in JSON format.

nextToken

An identifier returned from the previous list applications call. It can be used to return the next set of applications in the list.

Type: String

Required: No

Response Syntax

```
{  
  "applications": [ "string" ],  
  "nextToken": "string"  
}
```

Response Elements

If the action is successful, the service sends back an HTTP 200 response.

The following data is returned in JSON format by the service.

applications

A list of application names.

Type: Array of strings

Length Constraints: Minimum length of 1. Maximum length of 100.

nextToken

If a large amount of information is returned, an identifier is also returned. It can be used in a subsequent list applications call to return the next set of applications in the list.

Type: String

Errors

For information about the errors that are common to all actions, see [Common Error Types](#).

InvalidNextTokenException

The next token was specified in an invalid format.

HTTP Status Code: 400

Examples

Example

This example illustrates one usage of ListApplications.

Sample Request

```
POST / HTTP/1.1
Host: codedeploy.us-east-1.amazonaws.com
Accept-Encoding: identity
Content-Length: 2
X-Amz-Target: CodeDeploy_20141006.ListApplications
X-Amz-Date: 20160707T021119Z
User-Agent: aws-cli/1.10.6 Python/2.7.9 Windows/7 botocore/1.3.28
Content-Type: application/x-amz-json-1.1
Authorization: AWS4-HMAC-SHA256 Credential=AKIAIOSFODNN7EXAMPLE/20160707/us-east-1/
codedeploy/aws4_request,
SignedHeaders=content-type;host;user-agent;x-amz-date;x-amz-target,
Signature=39c3b3042cd2aEXAMPLE
```

Sample Response

```
HTTP/1.1 200 OK
x-amzn-RequestId: aa51ec1f-88e2-11e5-9958-cd5094947bf1
Content-Type: application/x-amz-json-1.1
Content-Length: 211

{
  "applications": [
    "TestApp-eu-west-1",
    "ProductionApp-us-west-2",
    "TestApp-us-east-1",
    "ProductionApp-us-east-1",
    "TestApp-ap-northeast-1",
    "ProductionApp-eu-central-1",
    "ProductionApp-us-west-2"
  ]
}
```

See Also

For more information about using this API in one of the language-specific AWS SDKs, see the following:

- [AWS Command Line Interface V2](#)
- [AWS SDK for .NET V4](#)
- [AWS SDK for C++](#)
- [AWS SDK for Go v2](#)
- [AWS SDK for Java V2](#)
- [AWS SDK for JavaScript V3](#)
- [AWS SDK for Kotlin](#)
- [AWS SDK for PHP V3](#)
- [AWS SDK for Python](#)
- [AWS SDK for Ruby V3](#)

ListDeploymentConfigs

Lists the deployment configurations with the user or AWS account.

Request Syntax

```
{  
  "nextToken": "string"  
}
```

Request Parameters

For information about the parameters that are common to all actions, see [Common Parameters](#).

The request accepts the following data in JSON format.

nextToken

An identifier returned from the previous ListDeploymentConfigs call. It can be used to return the next set of deployment configurations in the list.

Type: String

Required: No

Response Syntax

```
{  
  "deploymentConfigsList": [ "string" ],  
  "nextToken": "string"  
}
```

Response Elements

If the action is successful, the service sends back an HTTP 200 response.

The following data is returned in JSON format by the service.

deploymentConfigsList

A list of deployment configurations, including built-in configurations such as `CodeDeployDefault.OneAtATime`.

Type: Array of strings

Length Constraints: Minimum length of 1. Maximum length of 100.

nextToken

If a large amount of information is returned, an identifier is also returned. It can be used in a subsequent list deployment configurations call to return the next set of deployment configurations in the list.

Type: String

Errors

For information about the errors that are common to all actions, see [Common Error Types](#).

InvalidNextTokenException

The next token was specified in an invalid format.

HTTP Status Code: 400

Examples

Example

This example illustrates one usage of `ListDeploymentConfigs`.

Sample Request

```
POST / HTTP/1.1
Host: codedeploy.us-east-1.amazonaws.com
Accept-Encoding: identity
Content-Length: 2
X-Amz-Target: CodeDeploy_20141006.ListDeploymentConfigs
X-Amz-Date: 20160707T021208Z
User-Agent: aws-cli/1.10.6 Python/2.7.9 Windows/7 botocore/1.3.28
```

```
Content-Type: application/x-amz-json-1.1
Authorization: AWS4-HMAC-SHA256 Credential=AKIAIOSFODNN7EXAMPLE/20160707/us-east-1/
codedeploy/aws4_request,
SignedHeaders=content-type;host;user-agent;x-amz-date;x-amz-target,
Signature=39c3b3042cd2aEXAMPLE

{

}
```

Sample Response

```
HTTP/1.1 200 OK
x-amzn-RequestId: c7c4ae40-88e2-11e5-9958-cd5094947bf1
Content-Type: application/x-amz-json-1.1
Content-Length: 223

{
  "deploymentConfigsList": [
    "CustomConfig.One",
    "ThreeQuartersHealthy",
    "MyCustomDeploymentConfig-OneAtATime",
    "Project-ABConfig",
    "CodeDeployDefault.OneAtATime",
    "CodeDeployDefault.AllAtOnce",
    "CodeDeployDefault.HalfAtATime"
  ]
}
```

See Also

For more information about using this API in one of the language-specific AWS SDKs, see the following:

- [AWS Command Line Interface V2](#)
- [AWS SDK for .NET V4](#)
- [AWS SDK for C++](#)
- [AWS SDK for Go v2](#)
- [AWS SDK for Java V2](#)
- [AWS SDK for JavaScript V3](#)

- [AWS SDK for Kotlin](#)
- [AWS SDK for PHP V3](#)
- [AWS SDK for Python](#)
- [AWS SDK for Ruby V3](#)

ListDeploymentGroups

Lists the deployment groups for an application registered with the AWS user or AWS account.

Request Syntax

```
{
  "applicationName": "string",
  "nextToken": "string"
}
```

Request Parameters

For information about the parameters that are common to all actions, see [Common Parameters](#).

The request accepts the following data in JSON format.

[applicationName](#)

The name of an AWS CodeDeploy application associated with the user or AWS account.

Type: String

Length Constraints: Minimum length of 1. Maximum length of 100.

Required: Yes

[nextToken](#)

An identifier returned from the previous list deployment groups call. It can be used to return the next set of deployment groups in the list.

Type: String

Required: No

Response Syntax

```
{
  "applicationName": "string",
  "deploymentGroups": [ "string" ],
  "nextToken": "string"
}
```

```
}
```

Response Elements

If the action is successful, the service sends back an HTTP 200 response.

The following data is returned in JSON format by the service.

applicationName

The application name.

Type: String

Length Constraints: Minimum length of 1. Maximum length of 100.

deploymentGroups

A list of deployment group names.

Type: Array of strings

Length Constraints: Minimum length of 1. Maximum length of 100.

nextToken

If a large amount of information is returned, an identifier is also returned. It can be used in a subsequent list deployment groups call to return the next set of deployment groups in the list.

Type: String

Errors

For information about the errors that are common to all actions, see [Common Error Types](#).

ApplicationDoesNotExistException

The application does not exist with the user or AWS account.

HTTP Status Code: 400

ApplicationNameRequiredException

The minimum number of required application names was not specified.

HTTP Status Code: 400

InvalidApplicationNameException

The application name was specified in an invalid format.

HTTP Status Code: 400

InvalidNextTokenException

The next token was specified in an invalid format.

HTTP Status Code: 400

Examples

Example

This example illustrates one usage of ListDeploymentGroups.

Sample Request

```
POST / HTTP/1.1
Host: codedeploy.us-east-1.amazonaws.com
Accept-Encoding: identity
Content-Length: 45
X-Amz-Target: CodeDeploy_20141006.ListDeploymentGroups
X-Amz-Date: 20160707T021406Z
User-Agent: aws-cli/1.10.6 Python/2.7.9 Windows/7 botocore/1.3.28
Content-Type: application/x-amz-json-1.1
Authorization: AWS4-HMAC-SHA256 Credential=AKIAIOSFODNN7EXAMPLE/20160707/us-east-1/
codedeploy/aws4_request,
SignedHeaders=content-type;host;user-agent;x-amz-date;x-amz-target,
Signature=39c3b3042cd2aEXAMPLE

{
  "applicationName": "TestApp-us-east-1"
}
```

Sample Response

```
HTTP/1.1 200 OK
x-amzn-RequestId: 0f5599cb-88e3-11e5-a087-ab26ee53e16e
```

```
Content-Type: application/x-amz-json-1.1
```

```
Content-Length: 95
```

```
{
  "applicationName": "TestApp-us-east-1",
  "deploymentGroups": [
    "dep-group-def-456"
  ]
}
```

See Also

For more information about using this API in one of the language-specific AWS SDKs, see the following:

- [AWS Command Line Interface V2](#)
- [AWS SDK for .NET V4](#)
- [AWS SDK for C++](#)
- [AWS SDK for Go v2](#)
- [AWS SDK for Java V2](#)
- [AWS SDK for JavaScript V3](#)
- [AWS SDK for Kotlin](#)
- [AWS SDK for PHP V3](#)
- [AWS SDK for Python](#)
- [AWS SDK for Ruby V3](#)

ListDeploymentInstances

Note

The newer `BatchGetDeploymentTargets` should be used instead because it works with all compute types. `ListDeploymentInstances` throws an exception if it is used with a compute platform other than EC2/On-premises or AWS Lambda.

Lists the instance for a deployment associated with the user or AWS account.

Request Syntax

```
{
  "deploymentId": "string",
  "instanceStatusFilter": [ "string" ],
  "instanceTypeFilter": [ "string" ],
  "nextToken": "string"
}
```

Request Parameters

For information about the parameters that are common to all actions, see [Common Parameters](#).

The request accepts the following data in JSON format.

deploymentId

The unique ID of a deployment.

Type: String

Required: Yes

instanceStatusFilter

A subset of instances to list by status:

- `Pending`: Include those instances with pending deployments.
- `InProgress`: Include those instances where deployments are still in progress.
- `Succeeded`: Include those instances with successful deployments.

- **Failed:** Include those instances with failed deployments.
- **Skipped:** Include those instances with skipped deployments.
- **Unknown:** Include those instances with deployments in an unknown state.

Type: Array of strings

Valid Values: Pending | InProgress | Succeeded | Failed | Skipped | Unknown
| Ready

Required: No

instanceTypeFilter

The set of instances in a blue/green deployment, either those in the original environment ("BLUE") or those in the replacement environment ("GREEN"), for which you want to view instance information.

Type: Array of strings

Valid Values: Blue | Green

Required: No

nextToken

An identifier returned from the previous list deployment instances call. It can be used to return the next set of deployment instances in the list.

Type: String

Required: No

Response Syntax

```
{  
  "instancesList": [ "string" ],  
  "nextToken": "string"  
}
```

Response Elements

If the action is successful, the service sends back an HTTP 200 response.

The following data is returned in JSON format by the service.

instancesList

A list of instance IDs.

Type: Array of strings

nextToken

If a large amount of information is returned, an identifier is also returned. It can be used in a subsequent list deployment instances call to return the next set of deployment instances in the list.

Type: String

Errors

For information about the errors that are common to all actions, see [Common Error Types](#).

DeploymentDoesNotExistException

The deployment with the user or AWS account does not exist.

HTTP Status Code: 400

DeploymentIdRequiredException

At least one deployment ID must be specified.

HTTP Status Code: 400

DeploymentNotStartedException

The specified deployment has not started.

HTTP Status Code: 400

InvalidComputePlatformException

The computePlatform is invalid. The computePlatform should be Lambda, Server, or ECS.

HTTP Status Code: 400

InvalidDeploymentIdException

At least one of the deployment IDs was specified in an invalid format.

HTTP Status Code: 400

InvalidDeploymentInstanceTypeException

An instance type was specified for an in-place deployment. Instance types are supported for blue/green deployments only.

HTTP Status Code: 400

InvalidInstanceStatusException

The specified instance status does not exist.

HTTP Status Code: 400

InvalidInstanceTypeException

An invalid instance type was specified for instances in a blue/green deployment. Valid values include "Blue" for an original environment and "Green" for a replacement environment.

HTTP Status Code: 400

InvalidNextTokenException

The next token was specified in an invalid format.

HTTP Status Code: 400

InvalidTargetFilterNameException

The target filter name is invalid.

HTTP Status Code: 400

Examples

Example

This example illustrates one usage of ListDeploymentInstances.

Sample Request

```
POST / HTTP/1.1
Host: codedeploy.us-east-1.amazonaws.com
```

```
Accept-Encoding: identity
Content-Length: 31
X-Amz-Target: CodeDeploy_20141006.ListDeploymentInstances
X-Amz-Date: 20160707T021610Z
User-Agent: aws-cli/1.10.6 Python/2.7.9 Windows/7 botocore/1.3.28
Content-Type: application/x-amz-json-1.1
Authorization: AWS4-HMAC-SHA256 Credential=AKIAIOSFODNN7EXAMPLE/20160707/us-east-1/
codedeploy/aws4_request,
SignedHeaders=content-type;host;user-agent;x-amz-date;x-amz-target,
Signature=39c3b3042cd2aEXAMPLE

{
  "deploymentId": "d-74D25NS7C"
}
```

Sample Response

```
HTTP/1.1 200 OK
x-amzn-RequestId: 57a7b3d6-88e3-11e5-8ce3-2704437d0309
Content-Type: application/x-amz-json-1.1
Content-Length: 32

{
  "instancesList": [
    "i-b2f7jfd0d00EXAMPLE"
  ]
}
```

See Also

For more information about using this API in one of the language-specific AWS SDKs, see the following:

- [AWS Command Line Interface V2](#)
- [AWS SDK for .NET V4](#)
- [AWS SDK for C++](#)
- [AWS SDK for Go v2](#)
- [AWS SDK for Java V2](#)
- [AWS SDK for JavaScript V3](#)
- [AWS SDK for Kotlin](#)

- [AWS SDK for PHP V3](#)
- [AWS SDK for Python](#)
- [AWS SDK for Ruby V3](#)

ListDeployments

Lists the deployments in a deployment group for an application registered with the user or AWS account.

Request Syntax

```
{
  "applicationName": "string",
  "createTimeRange": {
    "end": number,
    "start": number
  },
  "deploymentGroupName": "string",
  "externalId": "string",
  "includeOnlyStatuses": [ "string" ],
  "nextToken": "string"
}
```

Request Parameters

For information about the parameters that are common to all actions, see [Common Parameters](#).

The request accepts the following data in JSON format.

applicationName

The name of an AWS CodeDeploy application associated with the user or AWS account.

Note

If `applicationName` is specified, then `deploymentGroupName` must be specified. If it is not specified, then `deploymentGroupName` must not be specified.

Type: String

Length Constraints: Minimum length of 1. Maximum length of 100.

Required: No

createTimeRange

A time range (start and end) for returning a subset of the list of deployments.

Type: [TimeRange](#) object

Required: No

deploymentGroupName

The name of a deployment group for the specified application.

Note

If `deploymentGroupName` is specified, then `applicationName` must be specified. If it is not specified, then `applicationName` must not be specified.

Type: String

Length Constraints: Minimum length of 1. Maximum length of 100.

Required: No

externalId

The unique ID of an external resource for returning deployments linked to the external resource.

Type: String

Required: No

includeOnlyStatuses

A subset of deployments to list by status:

- **Created:** Include created deployments in the resulting list.
- **Queued:** Include queued deployments in the resulting list.
- **In Progress:** Include in-progress deployments in the resulting list.
- **Succeeded:** Include successful deployments in the resulting list.
- **Failed:** Include failed deployments in the resulting list.
- **Stopped:** Include stopped deployments in the resulting list.

Type: Array of strings

Valid Values: Created | Queued | InProgress | Baking | Succeeded | Failed | Stopped | Ready

Required: No

nextToken

An identifier returned from the previous list deployments call. It can be used to return the next set of deployments in the list.

Type: String

Required: No

Response Syntax

```
{
  "deployments": [ "string" ],
  "nextToken": "string"
}
```

Response Elements

If the action is successful, the service sends back an HTTP 200 response.

The following data is returned in JSON format by the service.

deployments

A list of deployment IDs.

Type: Array of strings

nextToken

If a large amount of information is returned, an identifier is also returned. It can be used in a subsequent list deployments call to return the next set of deployments in the list.

Type: String

Errors

For information about the errors that are common to all actions, see [Common Error Types](#).

ApplicationDoesNotExistException

The application does not exist with the user or AWS account.

HTTP Status Code: 400

ApplicationNameRequiredException

The minimum number of required application names was not specified.

HTTP Status Code: 400

DeploymentGroupDoesNotExistException

The named deployment group with the user or AWS account does not exist.

HTTP Status Code: 400

DeploymentGroupNameRequiredException

The deployment group name was not specified.

HTTP Status Code: 400

InvalidApplicationNameException

The application name was specified in an invalid format.

HTTP Status Code: 400

InvalidDeploymentGroupNameException

The deployment group name was specified in an invalid format.

HTTP Status Code: 400

InvalidDeploymentStatusException

The specified deployment status doesn't exist or cannot be determined.

HTTP Status Code: 400

InvalidExternalIdException

The external ID was specified in an invalid format.

HTTP Status Code: 400

InvalidInputException

The input was specified in an invalid format.

HTTP Status Code: 400

InvalidNextTokenException

The next token was specified in an invalid format.

HTTP Status Code: 400

InvalidTimeRangeException

The specified time range was specified in an invalid format.

HTTP Status Code: 400

Examples

Example

This example illustrates one usage of ListDeployments.

Sample Request

```
POST / HTTP/1.1
Host: codedeploy.us-east-1.amazonaws.com
Accept-Encoding: identity
Content-Length: 99
X-Amz-Target: CodeDeploy_20141006.ListDeployments
X-Amz-Date: 20160707T021907Z
User-Agent: aws-cli/1.10.6 Python/2.7.9 Windows/7 botocore/1.3.28
Content-Type: application/x-amz-json-1.1
Authorization: AWS4-HMAC-SHA256 Credential=AKIAIOSFODNN7EXAMPLE/20160707/us-east-1/
codedeploy/aws4_request,
SignedHeaders=content-type;host;user-agent;x-amz-date;x-amz-target,
Signature=39c3b3042cd2aEXAMPLE

{
  "applicationName": "TestApp-us-east-1",
  "deploymentGroupName": "dep-group-def-456"
```

```
}
```

Sample Response

```
HTTP/1.1 200 OK
x-amzn-RequestId: c15efe85-88e3-11e5-8ce3-2704437d0309
Content-Type: application/x-amz-json-1.1
Content-Length: 45

{
  "deployments": [
    "d-74D87AS7C",
    "d-D1EGTDV4C"
  ]
}
```

See Also

For more information about using this API in one of the language-specific AWS SDKs, see the following:

- [AWS Command Line Interface V2](#)
- [AWS SDK for .NET V4](#)
- [AWS SDK for C++](#)
- [AWS SDK for Go v2](#)
- [AWS SDK for Java V2](#)
- [AWS SDK for JavaScript V3](#)
- [AWS SDK for Kotlin](#)
- [AWS SDK for PHP V3](#)
- [AWS SDK for Python](#)
- [AWS SDK for Ruby V3](#)

ListDeploymentTargets

Returns an array of target IDs that are associated a deployment.

Request Syntax

```
{
  "deploymentId": "string",
  "nextToken": "string",
  "targetFilters": {
    "string" : [ "string" ]
  }
}
```

Request Parameters

For information about the parameters that are common to all actions, see [Common Parameters](#).

The request accepts the following data in JSON format.

deploymentId

The unique ID of a deployment.

Type: String

Required: Yes

nextToken

A token identifier returned from the previous `ListDeploymentTargets` call. It can be used to return the next set of deployment targets in the list.

Type: String

Required: No

targetFilters

A key used to filter the returned targets. The two valid values are:

- `TargetStatus` - A `TargetStatus` filter string can be `Failed`, `InProgress`, `Pending`, `Ready`, `Skipped`, `Succeeded`, or `Unknown`.
- `ServerInstanceLabel` - A `ServerInstanceLabel` filter string can be `Blue` or `Green`.

Type: String to array of strings map

Valid Keys: TargetStatus | ServerInstanceLabel

Required: No

Response Syntax

```
{  
  "nextToken": "string",  
  "targetIds": [ "string" ]  
}
```

Response Elements

If the action is successful, the service sends back an HTTP 200 response.

The following data is returned in JSON format by the service.

nextToken

If a large amount of information is returned, a token identifier is also returned. It can be used in a subsequent `ListDeploymentTargets` call to return the next set of deployment targets in the list.

Type: String

targetIds

The unique IDs of deployment targets.

Type: Array of strings

Errors

For information about the errors that are common to all actions, see [Common Error Types](#).

DeploymentDoesNotExistException

The deployment with the user or AWS account does not exist.

HTTP Status Code: 400

DeploymentIdRequiredException

At least one deployment ID must be specified.

HTTP Status Code: 400

DeploymentNotStartedException

The specified deployment has not started.

HTTP Status Code: 400

InvalidDeploymentIdException

At least one of the deployment IDs was specified in an invalid format.

HTTP Status Code: 400

InvalidDeploymentInstanceTypeException

An instance type was specified for an in-place deployment. Instance types are supported for blue/green deployments only.

HTTP Status Code: 400

InvalidInstanceStatusException

The specified instance status does not exist.

HTTP Status Code: 400

InvalidInstanceTypeException

An invalid instance type was specified for instances in a blue/green deployment. Valid values include "Blue" for an original environment and "Green" for a replacement environment.

HTTP Status Code: 400

InvalidNextTokenException

The next token was specified in an invalid format.

HTTP Status Code: 400

InvalidTargetFilterNameException

The target filter name is invalid.

HTTP Status Code: 400

See Also

For more information about using this API in one of the language-specific AWS SDKs, see the following:

- [AWS Command Line Interface V2](#)
- [AWS SDK for .NET V4](#)
- [AWS SDK for C++](#)
- [AWS SDK for Go v2](#)
- [AWS SDK for Java V2](#)
- [AWS SDK for JavaScript V3](#)
- [AWS SDK for Kotlin](#)
- [AWS SDK for PHP V3](#)
- [AWS SDK for Python](#)
- [AWS SDK for Ruby V3](#)

ListGitHubAccountTokenNames

Lists the names of stored connections to GitHub accounts.

Request Syntax

```
{
  "nextToken": "string"
}
```

Request Parameters

For information about the parameters that are common to all actions, see [Common Parameters](#).

The request accepts the following data in JSON format.

nextToken

An identifier returned from the previous ListGitHubAccountTokenNames call. It can be used to return the next set of names in the list.

Type: String

Required: No

Response Syntax

```
{
  "nextToken": "string",
  "tokenNameList": [ "string" ]
}
```

Response Elements

If the action is successful, the service sends back an HTTP 200 response.

The following data is returned in JSON format by the service.

nextToken

If a large amount of information is returned, an identifier is also returned. It can be used in a subsequent `ListGitHubAccountTokenNames` call to return the next set of names in the list.

Type: String

tokenNameList

A list of names of connections to GitHub accounts.

Type: Array of strings

Errors

For information about the errors that are common to all actions, see [Common Error Types](#).

InvalidNextTokenException

The next token was specified in an invalid format.

HTTP Status Code: 400

OperationNotSupportedException

The API used does not support the deployment.

HTTP Status Code: 400

ResourceValidationException

The specified resource could not be validated.

HTTP Status Code: 400

See Also

For more information about using this API in one of the language-specific AWS SDKs, see the following:

- [AWS Command Line Interface V2](#)
- [AWS SDK for .NET V4](#)

- [AWS SDK for C++](#)
- [AWS SDK for Go v2](#)
- [AWS SDK for Java V2](#)
- [AWS SDK for JavaScript V3](#)
- [AWS SDK for Kotlin](#)
- [AWS SDK for PHP V3](#)
- [AWS SDK for Python](#)
- [AWS SDK for Ruby V3](#)

ListOnPremisesInstances

Gets a list of names for one or more on-premises instances.

Unless otherwise specified, both registered and deregistered on-premises instance names are listed. To list only registered or deregistered on-premises instance names, use the registration status parameter.

Request Syntax

```
{
  "nextToken": "string",
  "registrationStatus": "string",
  "tagFilters": [
    {
      "Key": "string",
      "Type": "string",
      "Value": "string"
    }
  ]
}
```

Request Parameters

For information about the parameters that are common to all actions, see [Common Parameters](#).

The request accepts the following data in JSON format.

nextToken

An identifier returned from the previous list on-premises instances call. It can be used to return the next set of on-premises instances in the list.

Type: String

Required: No

registrationStatus

The registration status of the on-premises instances:

- **Deregistered:** Include deregistered on-premises instances in the resulting list.

- **Registered:** Include registered on-premises instances in the resulting list.

Type: String

Valid Values: Registered | Deregistered

Required: No

tagFilters

The on-premises instance tags that are used to restrict the on-premises instance names returned.

Type: Array of [TagFilter](#) objects

Required: No

Response Syntax

```
{
  "instanceNames": [ "string" ],
  "nextToken": "string"
}
```

Response Elements

If the action is successful, the service sends back an HTTP 200 response.

The following data is returned in JSON format by the service.

instanceNames

The list of matching on-premises instance names.

Type: Array of strings

nextToken

If a large amount of information is returned, an identifier is also returned. It can be used in a subsequent list on-premises instances call to return the next set of on-premises instances in the list.

Type: String

Errors

For information about the errors that are common to all actions, see [Common Error Types](#).

InvalidNextTokenException

The next token was specified in an invalid format.

HTTP Status Code: 400

InvalidRegistrationStatusException

The registration status was specified in an invalid format.

HTTP Status Code: 400

InvalidTagFilterException

The tag filter was specified in an invalid format.

HTTP Status Code: 400

Examples

Example

This example illustrates one usage of ListOnPremisesInstances.

Sample Request

```
POST / HTTP/1.1
Host: codedeploy.us-east-1.amazonaws.com
Accept-Encoding: identity
Content-Length: 2
X-Amz-Target: CodeDeploy_20141006.ListOnPremisesInstances
X-Amz-Date: 20160707T022010Z
User-Agent: aws-cli/1.10.6 Python/2.7.9 Windows/7 botocore/1.3.28
Content-Type: application/x-amz-json-1.1
Authorization: AWS4-HMAC-SHA256 Credential=AKIAIOSFODNN7EXAMPLE/20160707/us-east-1/
codedeploy/aws4_request,
SignedHeaders=content-type;host;user-agent;x-amz-date;x-amz-target,
Signature=39c3b3042cd2aEXAMPLE
```

Sample Response

```
HTTP/1.1 200 OK
x-amzn-RequestId: e69e5d14-88e3-11e5-bb59-fb8eade0dfc3
Content-Type: application/x-amz-json-1.1
Content-Length: 63

{
  "instanceNames": [
    "grp-a-inst-1",
    "grp-a-inst-2"
  ]
}
```

See Also

For more information about using this API in one of the language-specific AWS SDKs, see the following:

- [AWS Command Line Interface V2](#)
- [AWS SDK for .NET V4](#)
- [AWS SDK for C++](#)
- [AWS SDK for Go v2](#)
- [AWS SDK for Java V2](#)
- [AWS SDK for JavaScript V3](#)
- [AWS SDK for Kotlin](#)
- [AWS SDK for PHP V3](#)
- [AWS SDK for Python](#)
- [AWS SDK for Ruby V3](#)

ListTagsForResource

Returns a list of tags for the resource identified by a specified Amazon Resource Name (ARN). Tags are used to organize and categorize your CodeDeploy resources.

Request Syntax

```
{
  "NextToken": "string",
  "ResourceArn": "string"
}
```

Request Parameters

For information about the parameters that are common to all actions, see [Common Parameters](#).

The request accepts the following data in JSON format.

NextToken

An identifier returned from the previous `ListTagsForResource` call. It can be used to return the next set of applications in the list.

Type: String

Required: No

ResourceArn

The ARN of a CodeDeploy resource. `ListTagsForResource` returns all the tags associated with the resource that is identified by the `ResourceArn`.

Type: String

Length Constraints: Minimum length of 1. Maximum length of 1011.

Required: Yes

Response Syntax

```
{
  "NextToken": "string",
```

```
"Tags": [  
  {  
    "Key": "string",  
    "Value": "string"  
  }  
]
```

Response Elements

If the action is successful, the service sends back an HTTP 200 response.

The following data is returned in JSON format by the service.

[NextToken](#)

If a large amount of information is returned, an identifier is also returned. It can be used in a subsequent list application revisions call to return the next set of application revisions in the list.

Type: String

[Tags](#)

A list of tags returned by `ListTagsForResource`. The tags are associated with the resource identified by the input `ResourceArn` parameter.

Type: Array of [Tag](#) objects

Errors

For information about the errors that are common to all actions, see [Common Error Types](#).

ArnNotSupportedException

The specified ARN is not supported. For example, it might be an ARN for a resource that is not expected.

HTTP Status Code: 400

InvalidArnException

The specified ARN is not in a valid format.

HTTP Status Code: 400

ResourceArnRequiredException

The ARN of a resource is required, but was not found.

HTTP Status Code: 400

See Also

For more information about using this API in one of the language-specific AWS SDKs, see the following:

- [AWS Command Line Interface V2](#)
- [AWS SDK for .NET V4](#)
- [AWS SDK for C++](#)
- [AWS SDK for Go v2](#)
- [AWS SDK for Java V2](#)
- [AWS SDK for JavaScript V3](#)
- [AWS SDK for Kotlin](#)
- [AWS SDK for PHP V3](#)
- [AWS SDK for Python](#)
- [AWS SDK for Ruby V3](#)

PutLifecycleEventHookExecutionStatus

Sets the result of a Lambda validation function. The function validates lifecycle hooks during a deployment that uses the AWS Lambda or Amazon ECS compute platform. For AWS Lambda deployments, the available lifecycle hooks are `BeforeAllowTraffic` and `AfterAllowTraffic`. For Amazon ECS deployments, the available lifecycle hooks are `BeforeInstall`, `AfterInstall`, `AfterAllowTestTraffic`, `BeforeAllowTraffic`, and `AfterAllowTraffic`. Lambda validation functions return `Succeeded` or `Failed`. For more information, see [AppSpec 'hooks' Section for an AWS Lambda Deployment](#) and [AppSpec 'hooks' Section for an Amazon ECS Deployment](#).

Request Syntax

```
{
  "deploymentId": "string",
  "lifecycleEventHookExecutionId": "string",
  "status": "string"
}
```

Request Parameters

For information about the parameters that are common to all actions, see [Common Parameters](#).

The request accepts the following data in JSON format.

deploymentId

The unique ID of a deployment. Pass this ID to a Lambda function that validates a deployment lifecycle event.

Type: String

Required: No

lifecycleEventHookExecutionId

The execution ID of a deployment's lifecycle hook. A deployment lifecycle hook is specified in the hooks section of the AppSpec file.

Type: String

Required: No

status

The result of a Lambda function that validates a deployment lifecycle event. The values listed in **Valid Values** are valid for lifecycle statuses in general; however, only Succeeded and Failed can be passed successfully in your API call.

Type: String

Valid Values: Pending | InProgress | Succeeded | Failed | Skipped | Unknown

Required: No

Response Syntax

```
{  
  "lifecycleEventHookExecutionId": "string"  
}
```

Response Elements

If the action is successful, the service sends back an HTTP 200 response.

The following data is returned in JSON format by the service.

lifecycleEventHookExecutionId

The execution ID of the lifecycle event hook. A hook is specified in the hooks section of the deployment's AppSpec file.

Type: String

Errors

For information about the errors that are common to all actions, see [Common Error Types](#).

DeploymentDoesNotExistException

The deployment with the user or AWS account does not exist.

HTTP Status Code: 400

DeploymentIdRequiredException

At least one deployment ID must be specified.

HTTP Status Code: 400

InvalidDeploymentIdException

At least one of the deployment IDs was specified in an invalid format.

HTTP Status Code: 400

InvalidLifecycleEventHookExecutionIdException

A lifecycle event hook is invalid. Review the hooks section in your AppSpec file to ensure the lifecycle events and hooks functions are valid.

HTTP Status Code: 400

InvalidLifecycleEventHookExecutionStatusException

The result of a Lambda validation function that verifies a lifecycle event is invalid. It should return `Succeeded` or `Failed`.

HTTP Status Code: 400

LifecycleEventAlreadyCompletedException

An attempt to return the status of an already completed lifecycle event occurred.

HTTP Status Code: 400

UnsupportedActionForDeploymentTypeException

A call was submitted that is not supported for the specified deployment type.

HTTP Status Code: 400

See Also

For more information about using this API in one of the language-specific AWS SDKs, see the following:

- [AWS Command Line Interface V2](#)

- [AWS SDK for .NET V4](#)
- [AWS SDK for C++](#)
- [AWS SDK for Go v2](#)
- [AWS SDK for Java V2](#)
- [AWS SDK for JavaScript V3](#)
- [AWS SDK for Kotlin](#)
- [AWS SDK for PHP V3](#)
- [AWS SDK for Python](#)
- [AWS SDK for Ruby V3](#)

RegisterApplicationRevision

Registers with AWS CodeDeploy a revision for the specified application.

Request Syntax

```
{
  "applicationName": "string",
  "description": "string",
  "revision": {
    "appSpecContent": {
      "content": "string",
      "sha256": "string"
    },
    "gitHubLocation": {
      "commitId": "string",
      "repository": "string"
    },
    "revisionType": "string",
    "s3Location": {
      "bucket": "string",
      "bundleType": "string",
      "eTag": "string",
      "key": "string",
      "version": "string"
    },
    "string": {
      "content": "string",
      "sha256": "string"
    }
  }
}
```

Request Parameters

For information about the parameters that are common to all actions, see [Common Parameters](#).

The request accepts the following data in JSON format.

applicationName

The name of an AWS CodeDeploy application associated with the user or AWS account.

Type: String

Length Constraints: Minimum length of 1. Maximum length of 100.

Required: Yes

description

A comment about the revision.

Type: String

Required: No

revision

Information about the application revision to register, including type and location.

Type: [RevisionLocation](#) object

Required: Yes

Response Elements

If the action is successful, the service sends back an HTTP 200 response with an empty HTTP body.

Errors

For information about the errors that are common to all actions, see [Common Error Types](#).

ApplicationDoesNotExistException

The application does not exist with the user or AWS account.

HTTP Status Code: 400

ApplicationNameRequiredException

The minimum number of required application names was not specified.

HTTP Status Code: 400

DescriptionTooLongException

The description is too long.

HTTP Status Code: 400

InvalidApplicationNameException

The application name was specified in an invalid format.

HTTP Status Code: 400

InvalidRevisionException

The revision was specified in an invalid format.

HTTP Status Code: 400

RevisionRequiredException

The revision ID was not specified.

HTTP Status Code: 400

Examples

Example

This example illustrates one usage of RegisterApplicationRevision.

Sample Request

```
POST / HTTP/1.1
Host: codedeploy.us-east-1.amazonaws.com
Accept-Encoding: identity
Content-Length: 257
X-Amz-Target: CodeDeploy_20141006.RegisterApplicationRevision
X-Amz-Date: 20160707T024712Z
User-Agent: aws-cli/1.10.6 Python/2.7.9 Windows/7 botocore/1.3.28
Content-Type: application/x-amz-json-1.1
Authorization: AWS4-HMAC-SHA256 Credential=AKIAIOSFODNN7EXAMPLE/20160707/us-east-1/
codedeploy/aws4_request,
SignedHeaders=content-type;host;user-agent;x-amz-date;x-amz-target,
Signature=39c3b3042cd2aEXAMPLE

{
  "applicationName": "TestApp-us-east-1",
  "description": "New application registration",
```

```
"revision": {
  "revisionType": "S3",
  "s3Location": {
    "bundleType": "zip",
    "eTag": "3fdd7b9196697a044d5af1d649e26a4a",
    "bucket": "project-1234",
    "key": "South-App.zip"
  }
}
```

Sample Response

```
HTTP/1.1 200 OK
x-amzn-RequestId: 4ccc9cf0-88c9-11e5-8ce3-2704437d0309
Content-Type: application/x-amz-json-1.1
Content-Length: 0
```

See Also

For more information about using this API in one of the language-specific AWS SDKs, see the following:

- [AWS Command Line Interface V2](#)
- [AWS SDK for .NET V4](#)
- [AWS SDK for C++](#)
- [AWS SDK for Go v2](#)
- [AWS SDK for Java V2](#)
- [AWS SDK for JavaScript V3](#)
- [AWS SDK for Kotlin](#)
- [AWS SDK for PHP V3](#)
- [AWS SDK for Python](#)
- [AWS SDK for Ruby V3](#)

RegisterOnPremisesInstance

Registers an on-premises instance.

Note

Only one IAM ARN (an IAM session ARN or IAM user ARN) is supported in the request. You cannot use both.

Request Syntax

```
{
  "iamSessionArn": "string",
  "iamUserArn": "string",
  "instanceName": "string"
}
```

Request Parameters

For information about the parameters that are common to all actions, see [Common Parameters](#).

The request accepts the following data in JSON format.

[iamSessionArn](#)

The ARN of the IAM session to associate with the on-premises instance.

Type: String

Required: No

[iamUserArn](#)

The ARN of the user to associate with the on-premises instance.

Type: String

Required: No

[instanceName](#)

The name of the on-premises instance to register.

Type: String

Required: Yes

Response Elements

If the action is successful, the service sends back an HTTP 200 response with an empty HTTP body.

Errors

For information about the errors that are common to all actions, see [Common Error Types](#).

IamArnRequiredException

No IAM ARN was included in the request. You must use an IAM session ARN or user ARN in the request.

HTTP Status Code: 400

IamSessionArnAlreadyRegisteredException

The request included an IAM session ARN that has already been used to register a different instance.

HTTP Status Code: 400

IamUserArnAlreadyRegisteredException

The specified user ARN is already registered with an on-premises instance.

HTTP Status Code: 400

IamUserArnRequiredException

An user ARN was not specified.

HTTP Status Code: 400

InstanceNameAlreadyRegisteredException

The specified on-premises instance name is already registered.

HTTP Status Code: 400

InstanceNameRequiredException

An on-premises instance name was not specified.

HTTP Status Code: 400

InvalidIamSessionArnException

The IAM session ARN was specified in an invalid format.

HTTP Status Code: 400

InvalidIamUserArnException

The user ARN was specified in an invalid format.

HTTP Status Code: 400

InvalidInstanceNameException

The on-premises instance name was specified in an invalid format.

HTTP Status Code: 400

MultipleIamArnsProvidedException

Both an user ARN and an IAM session ARN were included in the request. Use only one ARN type.

HTTP Status Code: 400

Examples

Example

This example illustrates one usage of RegisterOnPremisesInstance.

Sample Request

```
POST / HTTP/1.1
Host: codedeploy.us-east-1.amazonaws.com
Accept-Encoding: identity
Content-Length: 257
X-Amz-Target: CodeDeploy_20141006.RegisterOnPremisesInstance
X-Amz-Date: 20160707T024712Z
User-Agent: aws-cli/1.10.6 Python/2.7.9 Windows/7 botocore/1.3.28
```

```
Content-Type: application/x-amz-json-1.1
Authorization: AWS4-HMAC-SHA256 Credential=AKIAIOSFODNN7EXAMPLE/20160707/us-east-1/
codedeploy/aws4_request,
SignedHeaders=content-type;host;user-agent;x-amz-date;x-amz-target,
Signature=39c3b3042cd2aEXAMPLE

{
  "IamUserArn": "arn:aws:iam::444455556666:user/janedoe",
  "instanceName": "grp-o-inst-5"
}
```

Sample Response

```
HTTP/1.1 200 OK
x-amzn-RequestId: 4ccc9cf0-88c9-11e5-8ce3-2704437d0309
Content-Type: application/x-amz-json-1.1
Content-Length: 0
```

See Also

For more information about using this API in one of the language-specific AWS SDKs, see the following:

- [AWS Command Line Interface V2](#)
- [AWS SDK for .NET V4](#)
- [AWS SDK for C++](#)
- [AWS SDK for Go v2](#)
- [AWS SDK for Java V2](#)
- [AWS SDK for JavaScript V3](#)
- [AWS SDK for Kotlin](#)
- [AWS SDK for PHP V3](#)
- [AWS SDK for Python](#)
- [AWS SDK for Ruby V3](#)

RemoveTagsFromOnPremisesInstances

Removes one or more tags from one or more on-premises instances.

Request Syntax

```
{
  "instanceNames": [ "string" ],
  "tags": [
    {
      "Key": "string",
      "Value": "string"
    }
  ]
}
```

Request Parameters

For information about the parameters that are common to all actions, see [Common Parameters](#).

The request accepts the following data in JSON format.

instanceNames

The names of the on-premises instances from which to remove tags.

Type: Array of strings

Required: Yes

tags

The tag key-value pairs to remove from the on-premises instances.

Type: Array of [Tag](#) objects

Required: Yes

Response Elements

If the action is successful, the service sends back an HTTP 200 response with an empty HTTP body.

Errors

For information about the errors that are common to all actions, see [Common Error Types](#).

InstanceLimitExceededException

The maximum number of allowed on-premises instances in a single call was exceeded.

HTTP Status Code: 400

InstanceNameRequiredException

An on-premises instance name was not specified.

HTTP Status Code: 400

InstanceNotRegisteredException

The specified on-premises instance is not registered.

HTTP Status Code: 400

InvalidInstanceNameException

The on-premises instance name was specified in an invalid format.

HTTP Status Code: 400

InvalidTagException

The tag was specified in an invalid format.

HTTP Status Code: 400

TagLimitExceededException

The maximum allowed number of tags was exceeded.

HTTP Status Code: 400

TagRequiredException

A tag was not specified.

HTTP Status Code: 400

Examples

Example

This example illustrates one usage of `RemoveTagsFromOnPremisesInstances`.

Sample Request

```
POST / HTTP/1.1
Host: codedeploy.us-east-1.amazonaws.com
Accept-Encoding: identity
Content-Length: 31
X-Amz-Target: CodeDeploy_20141006.RemoveTagsFromOnPremisesInstances
X-Amz-Date: 20160707T025157Z
User-Agent: aws-cli/1.10.6 Python/2.7.9 Windows/7 botocore/1.3.28
Content-Type: application/x-amz-json-1.1
Authorization: AWS4-HMAC-SHA256 Credential=AKIAIOSFODNN7EXAMPLE/20160707/us-east-1/
codedeploy/aws4_request,
SignedHeaders=content-type;host;user-agent;x-amz-date;x-amz-target,
Signature=39c3b3042cd2aEXAMPLE

{
  "instanceNames": [
    "i-b2f7jfd00EXAMPLE",
    "i-u3d8xa3m00EXAMPLE"
  ],
  "tags": [
    {
      "Key": "Name",
      "Value": "Project-765"
    }
  ]
}
```

Sample Response

```
HTTP/1.1 200 OK
x-amzn-RequestId: 4ccc9cf0-88c9-11e5-8ce3-2704437d0309
Content-Type: application/x-amz-json-1.1
Content-Length: 0
```

See Also

For more information about using this API in one of the language-specific AWS SDKs, see the following:

- [AWS Command Line Interface V2](#)
- [AWS SDK for .NET V4](#)
- [AWS SDK for C++](#)
- [AWS SDK for Go v2](#)
- [AWS SDK for Java V2](#)
- [AWS SDK for JavaScript V3](#)
- [AWS SDK for Kotlin](#)
- [AWS SDK for PHP V3](#)
- [AWS SDK for Python](#)
- [AWS SDK for Ruby V3](#)

SkipWaitTimeForInstanceTermination

In a blue/green deployment, overrides any specified wait time and starts terminating instances immediately after the traffic routing is complete.

Request Syntax

```
{
  "deploymentId": "string"
}
```

Request Parameters

For information about the parameters that are common to all actions, see [Common Parameters](#).

The request accepts the following data in JSON format.

deploymentId

The unique ID of a blue/green deployment for which you want to skip the instance termination wait time.

Type: String

Required: No

Response Elements

If the action is successful, the service sends back an HTTP 200 response with an empty HTTP body.

Errors

For information about the errors that are common to all actions, see [Common Error Types](#).

DeploymentAlreadyCompletedException

The deployment is already complete.

HTTP Status Code: 400

DeploymentDoesNotExistException

The deployment with the user or AWS account does not exist.

HTTP Status Code: 400

DeploymentIdRequiredException

At least one deployment ID must be specified.

HTTP Status Code: 400

DeploymentNotStartedException

The specified deployment has not started.

HTTP Status Code: 400

InvalidDeploymentIdException

At least one of the deployment IDs was specified in an invalid format.

HTTP Status Code: 400

UnsupportedActionForDeploymentTypeException

A call was submitted that is not supported for the specified deployment type.

HTTP Status Code: 400

Examples

Example

This example illustrates one usage of `SkipWaitTimeForInstanceTermination`.

Sample Request

```
POST / HTTP/1.1
Host: codedeploy.us-east-1.amazonaws.com
Accept-Encoding: identity
Content-Length: 31
X-Amz-Target: CodeDeploy_20141006.SkipWaitTimeForInstanceTermination
X-Amz-Date: 20170412T203610Z
User-Agent: aws-cli/1.11.76 Python/2.7.9 Windows/8 botocore/1.5.39
```

```
Content-Type: application/x-amz-json-1.1
Authorization: AWS4-HMAC-SHA256 Credential=AKIAIOSFODNN7EXAMPLE/20160707/us-east-1/
codedeploy/aws4_request,
SignedHeaders=content-type;host;user-agent;x-amz-date;x-amz-target,
Signature=39c3b3042cd2aEXAMPLE
```

```
{"deploymentId": "d-UBCT41FSL"}
```

See Also

For more information about using this API in one of the language-specific AWS SDKs, see the following:

- [AWS Command Line Interface V2](#)
- [AWS SDK for .NET V4](#)
- [AWS SDK for C++](#)
- [AWS SDK for Go v2](#)
- [AWS SDK for Java V2](#)
- [AWS SDK for JavaScript V3](#)
- [AWS SDK for Kotlin](#)
- [AWS SDK for PHP V3](#)
- [AWS SDK for Python](#)
- [AWS SDK for Ruby V3](#)

StopDeployment

Attempts to stop an ongoing deployment.

Request Syntax

```
{  
  "autoRollbackEnabled": boolean,  
  "deploymentId": "string"  
}
```

Request Parameters

For information about the parameters that are common to all actions, see [Common Parameters](#).

The request accepts the following data in JSON format.

autoRollbackEnabled

Indicates, when a deployment is stopped, whether instances that have been updated should be rolled back to the previous version of the application revision.

Type: Boolean

Required: No

deploymentId

The unique ID of a deployment.

Type: String

Required: Yes

Response Syntax

```
{  
  "status": "string",  
  "statusMessage": "string"  
}
```

Response Elements

If the action is successful, the service sends back an HTTP 200 response.

The following data is returned in JSON format by the service.

status

The status of the stop deployment operation:

- Pending: The stop operation is pending.
- Succeeded: The stop operation was successful.

Type: String

Valid Values: Pending | Succeeded | Forced

statusMessage

An accompanying status message.

Type: String

Errors

For information about the errors that are common to all actions, see [Common Error Types](#).

DeploymentAlreadyCompletedException

The deployment is already complete.

HTTP Status Code: 400

DeploymentDoesNotExistException

The deployment with the user or AWS account does not exist.

HTTP Status Code: 400

DeploymentGroupDoesNotExistException

The named deployment group with the user or AWS account does not exist.

HTTP Status Code: 400

DeploymentIdRequiredException

At least one deployment ID must be specified.

HTTP Status Code: 400

InvalidDeploymentIdException

At least one of the deployment IDs was specified in an invalid format.

HTTP Status Code: 400

UnsupportedActionForDeploymentTypeException

A call was submitted that is not supported for the specified deployment type.

HTTP Status Code: 400

Examples

Example

This example illustrates one usage of StopDeployment.

Sample Request

```
POST / HTTP/1.1
Host: codedeploy.us-east-1.amazonaws.com
Accept-Encoding: identity
Content-Length: 31
X-Amz-Target: CodeDeploy_20141006.StopDeployment
X-Amz-Date: 20160707T025157Z
User-Agent: aws-cli/1.10.6 Python/2.7.9 Windows/7 botocore/1.3.28
Content-Type: application/x-amz-json-1.1
Authorization: AWS4-HMAC-SHA256 Credential=AKIAIOSFODNN7EXAMPLE/20160707/us-east-1/
codedeploy/aws4_request,
SignedHeaders=content-type;host;user-agent;x-amz-date;x-amz-target,
Signature=39c3b3042cd2aEXAMPLE

{
  "deploymentId": "d-LGUMS25CC"
}
```

Sample Response

```
HTTP/1.1 200 OK
x-amzn-RequestId: 57a24279-88e8-11e5-a087-ab26ee53e16e
Content-Type: application/x-amz-json-1.1
Content-Length: 114

{
  "status": "Pending",
  "statusMessage": "Stopping Pending. Stopping to schedule commands in the deployment instances"
}
```

See Also

For more information about using this API in one of the language-specific AWS SDKs, see the following:

- [AWS Command Line Interface V2](#)
- [AWS SDK for .NET V4](#)
- [AWS SDK for C++](#)
- [AWS SDK for Go v2](#)
- [AWS SDK for Java V2](#)
- [AWS SDK for JavaScript V3](#)
- [AWS SDK for Kotlin](#)
- [AWS SDK for PHP V3](#)
- [AWS SDK for Python](#)
- [AWS SDK for Ruby V3](#)

TagResource

Associates the list of tags in the input `Tags` parameter with the resource identified by the `ResourceArn` input parameter.

Request Syntax

```
{
  "ResourceArn": "string",
  "Tags": [
    {
      "Key": "string",
      "Value": "string"
    }
  ]
}
```

Request Parameters

For information about the parameters that are common to all actions, see [Common Parameters](#).

The request accepts the following data in JSON format.

ResourceArn

The ARN of a resource, such as a CodeDeploy application or deployment group.

Type: String

Length Constraints: Minimum length of 1. Maximum length of 1011.

Required: Yes

Tags

A list of tags that `TagResource` associates with a resource. The resource is identified by the `ResourceArn` input parameter.

Type: Array of [Tag](#) objects

Required: Yes

Response Elements

If the action is successful, the service sends back an HTTP 200 response with an empty HTTP body.

Errors

For information about the errors that are common to all actions, see [Common Error Types](#).

ApplicationDoesNotExistException

The application does not exist with the user or AWS account.

HTTP Status Code: 400

ArnNotSupportedException

The specified ARN is not supported. For example, it might be an ARN for a resource that is not expected.

HTTP Status Code: 400

DeploymentConfigDoesNotExistException

The deployment configuration does not exist with the user or AWS account.

HTTP Status Code: 400

DeploymentGroupDoesNotExistException

The named deployment group with the user or AWS account does not exist.

HTTP Status Code: 400

InvalidArnException

The specified ARN is not in a valid format.

HTTP Status Code: 400

InvalidTagsToAddException

The specified tags are not valid.

HTTP Status Code: 400

ResourceArnRequiredException

The ARN of a resource is required, but was not found.

HTTP Status Code: 400

TagRequiredException

A tag was not specified.

HTTP Status Code: 400

See Also

For more information about using this API in one of the language-specific AWS SDKs, see the following:

- [AWS Command Line Interface V2](#)
- [AWS SDK for .NET V4](#)
- [AWS SDK for C++](#)
- [AWS SDK for Go v2](#)
- [AWS SDK for Java V2](#)
- [AWS SDK for JavaScript V3](#)
- [AWS SDK for Kotlin](#)
- [AWS SDK for PHP V3](#)
- [AWS SDK for Python](#)
- [AWS SDK for Ruby V3](#)

UntagResource

Disassociates a resource from a list of tags. The resource is identified by the `ResourceArn` input parameter. The tags are identified by the list of keys in the `TagKeys` input parameter.

Request Syntax

```
{
  "ResourceArn": "string",
  "TagKeys": [ "string" ]
}
```

Request Parameters

For information about the parameters that are common to all actions, see [Common Parameters](#).

The request accepts the following data in JSON format.

ResourceArn

The Amazon Resource Name (ARN) that specifies from which resource to disassociate the tags with the keys in the `TagKeys` input parameter.

Type: String

Length Constraints: Minimum length of 1. Maximum length of 1011.

Required: Yes

TagKeys

A list of keys of Tag objects. The Tag objects identified by the keys are disassociated from the resource specified by the `ResourceArn` input parameter.

Type: Array of strings

Required: Yes

Response Elements

If the action is successful, the service sends back an HTTP 200 response with an empty HTTP body.

Errors

For information about the errors that are common to all actions, see [Common Error Types](#).

ApplicationDoesNotExistException

The application does not exist with the user or AWS account.

HTTP Status Code: 400

ArnNotSupportedException

The specified ARN is not supported. For example, it might be an ARN for a resource that is not expected.

HTTP Status Code: 400

DeploymentConfigDoesNotExistException

The deployment configuration does not exist with the user or AWS account.

HTTP Status Code: 400

DeploymentGroupDoesNotExistException

The named deployment group with the user or AWS account does not exist.

HTTP Status Code: 400

InvalidArnException

The specified ARN is not in a valid format.

HTTP Status Code: 400

InvalidTagsToAddException

The specified tags are not valid.

HTTP Status Code: 400

ResourceArnRequiredException

The ARN of a resource is required, but was not found.

HTTP Status Code: 400

TagRequiredException

A tag was not specified.

HTTP Status Code: 400

See Also

For more information about using this API in one of the language-specific AWS SDKs, see the following:

- [AWS Command Line Interface V2](#)
- [AWS SDK for .NET V4](#)
- [AWS SDK for C++](#)
- [AWS SDK for Go v2](#)
- [AWS SDK for Java V2](#)
- [AWS SDK for JavaScript V3](#)
- [AWS SDK for Kotlin](#)
- [AWS SDK for PHP V3](#)
- [AWS SDK for Python](#)
- [AWS SDK for Ruby V3](#)

UpdateApplication

Changes the name of an application.

Request Syntax

```
{
  "applicationName": "string",
  "newApplicationName": "string"
}
```

Request Parameters

For information about the parameters that are common to all actions, see [Common Parameters](#).

The request accepts the following data in JSON format.

applicationName

The current name of the application you want to change.

Type: String

Length Constraints: Minimum length of 1. Maximum length of 100.

Required: No

newApplicationName

The new name to give the application.

Type: String

Length Constraints: Minimum length of 1. Maximum length of 100.

Required: No

Response Elements

If the action is successful, the service sends back an HTTP 200 response with an empty HTTP body.

Errors

For information about the errors that are common to all actions, see [Common Error Types](#).

ApplicationAlreadyExistsException

An application with the specified name with the user or AWS account already exists.

HTTP Status Code: 400

ApplicationDoesNotExistException

The application does not exist with the user or AWS account.

HTTP Status Code: 400

ApplicationNameRequiredException

The minimum number of required application names was not specified.

HTTP Status Code: 400

InvalidApplicationNameException

The application name was specified in an invalid format.

HTTP Status Code: 400

Examples

Example

This example illustrates one usage of UpdateApplication.

Sample Request

```
POST / HTTP/1.1
Host: codedeploy.us-east-1.amazonaws.com
Accept-Encoding: identity
Content-Length: 95
X-Amz-Target: CodeDeploy_20141006.UpdateApplication
X-Amz-Date: 20160707T025419Z
User-Agent: aws-cli/1.10.6 Python/2.7.9 Windows/7 botocore/1.3.28
Content-Type: application/x-amz-json-1.1
```

```
Authorization: AWS4-HMAC-SHA256 Credential=AKIAIOSFODNN7EXAMPLE/20160707/us-east-1/
codedeploy/aws4_request,
SignedHeaders=content-type;host;user-agent;x-amz-date;x-amz-target,
Signature=39c3b3042cd2aEXAMPLE

{
  "applicationName": "TestApp-us-east-1",
  "newApplicationName": "TestApp-us-west-2"
}
```

Sample Response

```
HTTP/1.1 200 OK
x-amzn-RequestId: 4ccc9cf0-88c9-11e5-8ce3-2704437d0309
Content-Type: application/x-amz-json-1.1
Content-Length: 0
```

See Also

For more information about using this API in one of the language-specific AWS SDKs, see the following:

- [AWS Command Line Interface V2](#)
- [AWS SDK for .NET V4](#)
- [AWS SDK for C++](#)
- [AWS SDK for Go v2](#)
- [AWS SDK for Java V2](#)
- [AWS SDK for JavaScript V3](#)
- [AWS SDK for Kotlin](#)
- [AWS SDK for PHP V3](#)
- [AWS SDK for Python](#)
- [AWS SDK for Ruby V3](#)

UpdateDeploymentGroup

Changes information about a deployment group.

Request Syntax

```
{
  "alarmConfiguration": {
    "alarms": [
      {
        "name": "string"
      }
    ],
    "enabled": boolean,
    "ignorePollAlarmFailure": boolean
  },
  "applicationName": "string",
  "autoRollbackConfiguration": {
    "enabled": boolean,
    "events": [ "string" ]
  },
  "autoScalingGroups": [ "string" ],
  "blueGreenDeploymentConfiguration": {
    "deploymentReadyOption": {
      "actionOnTimeout": "string",
      "waitTimeInMinutes": number
    },
    "greenFleetProvisioningOption": {
      "action": "string"
    },
    "terminateBlueInstancesOnDeploymentSuccess": {
      "action": "string",
      "terminationWaitTimeInMinutes": number
    }
  },
  "currentDeploymentGroupName": "string",
  "deploymentConfigName": "string",
  "deploymentStyle": {
    "deploymentOption": "string",
    "deploymentType": "string"
  },
  "ec2TagFilters": [
    {
```

```
    "Key": "string",
    "Type": "string",
    "Value": "string"
  }
],
"ec2TagSet": {
  "ec2TagSetList": [
    [
      {
        "Key": "string",
        "Type": "string",
        "Value": "string"
      }
    ]
  ]
},
"ecsServices": [
  {
    "clusterName": "string",
    "serviceName": "string"
  }
],
"loadBalancerInfo": {
  "elbInfoList": [
    {
      "name": "string"
    }
  ],
  "targetGroupInfoList": [
    {
      "name": "string"
    }
  ],
  "targetGroupPairInfoList": [
    {
      "prodTrafficRoute": {
        "listenerArns": [ "string" ]
      },
      "targetGroups": [
        {
          "name": "string"
        }
      ]
    },
    "testTrafficRoute": {
```

```

        "listenerArns": [ "string" ]
      }
    }
  ],
  "newDeploymentGroupName": "string",
  "onPremisesInstanceTagFilters": [
    {
      "Key": "string",
      "Type": "string",
      "Value": "string"
    }
  ],
  "onPremisesTagSet": {
    "onPremisesTagSetList": [
      [
        {
          "Key": "string",
          "Type": "string",
          "Value": "string"
        }
      ]
    ]
  },
  "outdatedInstancesStrategy": "string",
  "serviceRoleArn": "string",
  "terminationHookEnabled": boolean,
  "triggerConfigurations": [
    {
      "triggerEvents": [ "string" ],
      "triggerName": "string",
      "triggerTargetArn": "string"
    }
  ]
}

```

Request Parameters

For information about the parameters that are common to all actions, see [Common Parameters](#).

The request accepts the following data in JSON format.

alarmConfiguration

Information to add or change about Amazon CloudWatch alarms when the deployment group is updated.

Type: [AlarmConfiguration](#) object

Required: No

applicationName

The application name that corresponds to the deployment group to update.

Type: String

Length Constraints: Minimum length of 1. Maximum length of 100.

Required: Yes

autoRollbackConfiguration

Information for an automatic rollback configuration that is added or changed when a deployment group is updated.

Type: [AutoRollbackConfiguration](#) object

Required: No

autoScalingGroups

The replacement list of Auto Scaling groups to be included in the deployment group, if you want to change them.

- To keep the Auto Scaling groups, enter their names or do not specify this parameter.
- To remove Auto Scaling groups, specify a non-null empty list of Auto Scaling group names to detach all CodeDeploy-managed Auto Scaling lifecycle hooks. For examples, see [Amazon EC2 instances in an Amazon EC2 Auto Scaling group fail to launch and receive the error "Heartbeat Timeout"](#) in the *AWS CodeDeploy User Guide*.

Type: Array of strings

Required: No

blueGreenDeploymentConfiguration

Information about blue/green deployment options for a deployment group.

Type: [BlueGreenDeploymentConfiguration](#) object

Required: No

[currentDeploymentGroupName](#)

The current name of the deployment group.

Type: String

Length Constraints: Minimum length of 1. Maximum length of 100.

Required: Yes

[deploymentConfigName](#)

The replacement deployment configuration name to use, if you want to change it.

Type: String

Length Constraints: Minimum length of 1. Maximum length of 100.

Required: No

[deploymentStyle](#)

Information about the type of deployment, either in-place or blue/green, you want to run and whether to route deployment traffic behind a load balancer.

Type: [DeploymentStyle](#) object

Required: No

[ec2TagFilters](#)

The replacement set of Amazon EC2 tags on which to filter, if you want to change them. To keep the existing tags, enter their names. To remove tags, do not enter any tag names.

Type: Array of [EC2TagFilter](#) objects

Required: No

[ec2TagSet](#)

Information about groups of tags applied to on-premises instances. The deployment group includes only Amazon EC2 instances identified by all the tag groups.

Type: [EC2TagSet](#) object

Required: No

[ecsServices](#)

The target Amazon ECS services in the deployment group. This applies only to deployment groups that use the Amazon ECS compute platform. A target Amazon ECS service is specified as an Amazon ECS cluster and service name pair using the format `<clustername>:<servicename>`.

Type: Array of [ECSService](#) objects

Required: No

[loadBalancerInfo](#)

Information about the load balancer used in a deployment.

Type: [LoadBalancerInfo](#) object

Required: No

[newDeploymentGroupName](#)

The new name of the deployment group, if you want to change it.

Type: String

Length Constraints: Minimum length of 1. Maximum length of 100.

Required: No

[onPremisesInstanceTagFilters](#)

The replacement set of on-premises instance tags on which to filter, if you want to change them. To keep the existing tags, enter their names. To remove tags, do not enter any tag names.

Type: Array of [TagFilter](#) objects

Required: No

[onPremisesTagSet](#)

Information about an on-premises instance tag set. The deployment group includes only on-premises instances identified by all the tag groups.

Type: [OnPremisesTagSet](#) object

Required: No

outdatedInstancesStrategy

Indicates what happens when new Amazon EC2 instances are launched mid-deployment and do not receive the deployed application revision.

If this option is set to UPDATE or is unspecified, CodeDeploy initiates one or more 'auto-update outdated instances' deployments to apply the deployed application revision to the new Amazon EC2 instances.

If this option is set to IGNORE, CodeDeploy does not initiate a deployment to update the new Amazon EC2 instances. This may result in instances having different revisions.

Type: String

Valid Values: UPDATE | IGNORE

Required: No

serviceRoleArn

A replacement ARN for the service role, if you want to change it.

Type: String

Required: No

terminationHookEnabled

This parameter only applies if you are using CodeDeploy with Amazon EC2 Auto Scaling. For more information, see [Integrating CodeDeploy with Amazon EC2 Auto Scaling](#) in the *AWS CodeDeploy User Guide*.

Set `terminationHookEnabled` to `true` to have CodeDeploy install a termination hook into your Auto Scaling group when you update a deployment group. When this hook is installed, CodeDeploy will perform termination deployments.

For information about termination deployments, see [Enabling termination deployments during Auto Scaling scale-in events](#) in the *AWS CodeDeploy User Guide*.

For more information about Auto Scaling scale-in events, see the [Scale in](#) topic in the *Amazon EC2 Auto Scaling User Guide*.

Type: Boolean

Required: No

[triggerConfigurations](#)

Information about triggers to change when the deployment group is updated. For examples, see [Edit a Trigger in a CodeDeploy Deployment Group](#) in the *AWS CodeDeploy User Guide*.

Type: Array of [TriggerConfig](#) objects

Required: No

Response Syntax

```
{
  "hooksNotCleanedUp": [
    {
      "hook": "string",
      "name": "string",
      "terminationHook": "string"
    }
  ]
}
```

Response Elements

If the action is successful, the service sends back an HTTP 200 response.

The following data is returned in JSON format by the service.

[hooksNotCleanedUp](#)

If the output contains no data, and the corresponding deployment group contained at least one Auto Scaling group, AWS CodeDeploy successfully removed all corresponding Auto Scaling lifecycle event hooks from the AWS account. If the output contains data, AWS CodeDeploy could not remove some Auto Scaling lifecycle event hooks from the AWS account.

Type: Array of [AutoScalingGroup](#) objects

Errors

For information about the errors that are common to all actions, see [Common Error Types](#).

AlarmsLimitExceededException

The maximum number of alarms for a deployment group (10) was exceeded.

HTTP Status Code: 400

ApplicationDoesNotExistException

The application does not exist with the user or AWS account.

HTTP Status Code: 400

ApplicationNameRequiredException

The minimum number of required application names was not specified.

HTTP Status Code: 400

DeploymentConfigDoesNotExistException

The deployment configuration does not exist with the user or AWS account.

HTTP Status Code: 400

DeploymentGroupAlreadyExistsException

A deployment group with the specified name with the user or AWS account already exists.

HTTP Status Code: 400

DeploymentGroupDoesNotExistException

The named deployment group with the user or AWS account does not exist.

HTTP Status Code: 400

DeploymentGroupNameRequiredException

The deployment group name was not specified.

HTTP Status Code: 400

ECSServiceMappingLimitExceededException

The Amazon ECS service is associated with more than one deployment groups. An Amazon ECS service can be associated with only one deployment group.

HTTP Status Code: 400

InvalidAlarmConfigException

The format of the alarm configuration is invalid. Possible causes include:

- The alarm list is null.
- The alarm object is null.
- The alarm name is empty or null or exceeds the limit of 255 characters.
- Two alarms with the same name have been specified.
- The alarm configuration is enabled, but the alarm list is empty.

HTTP Status Code: 400

InvalidApplicationNameException

The application name was specified in an invalid format.

HTTP Status Code: 400

InvalidAutoRollbackConfigException

The automatic rollback configuration was specified in an invalid format. For example, automatic rollback is enabled, but an invalid triggering event type or no event types were listed.

HTTP Status Code: 400

InvalidAutoScalingGroupException

The Auto Scaling group was specified in an invalid format or does not exist.

HTTP Status Code: 400

InvalidBlueGreenDeploymentConfigurationException

The configuration for the blue/green deployment group was provided in an invalid format. For information about deployment configuration format, see [CreateDeploymentConfig](#).

HTTP Status Code: 400

InvalidDeploymentConfigNameException

The deployment configuration name was specified in an invalid format.

HTTP Status Code: 400

InvalidDeploymentGroupNameException

The deployment group name was specified in an invalid format.

HTTP Status Code: 400

InvalidDeploymentStyleException

An invalid deployment style was specified. Valid deployment types include "IN_PLACE" and "BLUE_GREEN." Valid deployment options include "WITH_TRAFFIC_CONTROL" and "WITHOUT_TRAFFIC_CONTROL."

HTTP Status Code: 400

InvalidEC2TagCombinationException

A call was submitted that specified both Ec2TagFilters and Ec2TagSet, but only one of these data types can be used in a single call.

HTTP Status Code: 400

InvalidEC2TagException

The tag was specified in an invalid format.

HTTP Status Code: 400

InvalidECSServiceException

The Amazon ECS service identifier is not valid.

HTTP Status Code: 400

InvalidInputException

The input was specified in an invalid format.

HTTP Status Code: 400

InvalidLoadBalancerInfoException

An invalid load balancer name, or no load balancer name, was specified.

HTTP Status Code: 400

InvalidOnPremisesTagCombinationException

A call was submitted that specified both OnPremisesTagFilters and OnPremisesTagSet, but only one of these data types can be used in a single call.

HTTP Status Code: 400

InvalidRoleException

The service role ARN was specified in an invalid format. Or, if an Auto Scaling group was specified, the specified service role does not grant the appropriate permissions to Amazon EC2 Auto Scaling.

HTTP Status Code: 400

InvalidTagException

The tag was specified in an invalid format.

HTTP Status Code: 400

InvalidTargetGroupPairException

A target group pair associated with this deployment is not valid.

HTTP Status Code: 400

InvalidTrafficRoutingConfigurationException

The configuration that specifies how traffic is routed during a deployment is invalid.

HTTP Status Code: 400

InvalidTriggerConfigException

The trigger was specified in an invalid format.

HTTP Status Code: 400

LifecycleHookLimitExceededException

The limit for lifecycle hooks was exceeded.

HTTP Status Code: 400

TagSetListLimitExceededException

The number of tag groups included in the tag set list exceeded the maximum allowed limit of 3.

HTTP Status Code: 400

ThrottlingException

An API function was called too frequently.

HTTP Status Code: 400

TriggerTargetsLimitExceededException

The maximum allowed number of triggers was exceeded.

HTTP Status Code: 400

Examples

Example

This example illustrates one usage of UpdateDeploymentGroup.

Sample Request

```
POST / HTTP/1.1
Host: codedeploy.us-east-1.amazonaws.com
Accept-Encoding: identity
Content-Length: 167
X-Amz-Target: CodeDeploy_20141006.UpdateDeploymentGroup
X-Amz-Date: 20160707T025726Z
User-Agent: aws-cli/1.10.6 Python/2.7.9 Windows/7 botocore/1.3.28
Content-Type: application/x-amz-json-1.1
Authorization: AWS4-HMAC-SHA256 Credential=AKIAIOSFODNN7EXAMPLE/20160707/us-east-1/
codedeploy/aws4_request,
SignedHeaders=content-type;host;user-agent;x-amz-date;x-amz-target,
Signature=39c3b3042cd2aEXAMPLE

{
  "alarmConfiguration": {
    "alarms": [
      {
        "name": "project-def-alarm"
      }
    ],
    "enabled": true,
    "ignorePollAlarmFailure": false
  },
  "applicationName": "TestApp-us-east-1",
  "autoRollbackConfiguration": {
    "enabled": true,
    "events": [
```

```
        "DEPLOYMENT_FAILURE"
    ]
},
"newDeploymentGroupName": "dep-group-def-765",
"currentDeploymentGroupName": "dep-group-def-456",
"triggerConfigurations": [
    {
        "triggerEvents": [
            "DeploymentFailure"
        ],
        "triggerName": "Trigger-group-us-east-1-deploy-fail",
        "triggerTargetArn": "arn:aws:sns:us-east-1:80398EXAMPLE:us-east-deploy-
fail"
    }
]
}
```

Sample Response

```
HTTP/1.1 200 OK
x-amzn-RequestId: 1bd3a202-88e9-11e5-a087-ab26ee53e16e
Content-Type: application/x-amz-json-1.1
Content-Length: 24

{
  "hooksNotCleanedUp": []
}
```

See Also

For more information about using this API in one of the language-specific AWS SDKs, see the following:

- [AWS Command Line Interface V2](#)
- [AWS SDK for .NET V4](#)
- [AWS SDK for C++](#)
- [AWS SDK for Go v2](#)
- [AWS SDK for Java V2](#)
- [AWS SDK for JavaScript V3](#)
- [AWS SDK for Kotlin](#)

- [AWS SDK for PHP V3](#)
- [AWS SDK for Python](#)
- [AWS SDK for Ruby V3](#)

Data Types

The AWS CodeDeploy API contains several data types that various actions use. This section describes each data type in detail.

Note

The order of each element in a data type structure is not guaranteed. Applications should not assume a particular order.

The following data types are supported:

- [Alarm](#)
- [AlarmConfiguration](#)
- [ApplicationInfo](#)
- [AppSpecContent](#)
- [AutoRollbackConfiguration](#)
- [AutoScalingGroup](#)
- [BlueGreenDeploymentConfiguration](#)
- [BlueInstanceTerminationOption](#)
- [CloudFormationTarget](#)
- [DeploymentConfigInfo](#)
- [DeploymentGroupInfo](#)
- [DeploymentInfo](#)
- [DeploymentOverview](#)
- [DeploymentReadyOption](#)
- [DeploymentStyle](#)
- [DeploymentTarget](#)
- [Diagnostics](#)
- [EC2TagFilter](#)
- [EC2TagSet](#)
- [ECSService](#)

- [ECSTarget](#)
- [ECSTaskSet](#)
- [ELBInfo](#)
- [ErrorInformation](#)
- [GenericRevisionInfo](#)
- [GitHubLocation](#)
- [GreenFleetProvisioningOption](#)
- [InstanceInfo](#)
- [InstanceSummary](#)
- [InstanceTarget](#)
- [LambdaFunctionInfo](#)
- [LambdaTarget](#)
- [LastDeploymentInfo](#)
- [LifecycleEvent](#)
- [LoadBalancerInfo](#)
- [MinimumHealthyHosts](#)
- [MinimumHealthyHostsPerZone](#)
- [OnPremisesTagSet](#)
- [RawString](#)
- [RelatedDeployments](#)
- [RevisionInfo](#)
- [RevisionLocation](#)
- [RollbackInfo](#)
- [S3Location](#)
- [Tag](#)
- [TagFilter](#)
- [TargetGroupInfo](#)
- [TargetGroupPairInfo](#)
- [TargetInstances](#)
- [TimeBasedCanary](#)

- [TimeBasedLinear](#)
- [TimeRange](#)
- [TrafficRoute](#)
- [TrafficRoutingConfig](#)
- [TriggerConfig](#)
- [ZonalConfig](#)

Alarm

Information about an alarm.

Contents

name

The name of the alarm. Maximum length is 255 characters. Each alarm name can be used only once in a list of alarms.

Type: String

Required: No

See Also

For more information about using this API in one of the language-specific AWS SDKs, see the following:

- [AWS SDK for C++](#)
- [AWS SDK for Java V2](#)
- [AWS SDK for Ruby V3](#)

AlarmConfiguration

Information about alarms associated with a deployment or deployment group.

Contents

alarms

A list of alarms configured for the deployment or deployment group. A maximum of 10 alarms can be added.

Type: Array of [Alarm](#) objects

Required: No

enabled

Indicates whether the alarm configuration is enabled.

Type: Boolean

Required: No

ignorePollAlarmFailure

Indicates whether a deployment should continue if information about the current state of alarms cannot be retrieved from Amazon CloudWatch. The default value is false.

- `true`: The deployment proceeds even if alarm status information can't be retrieved from Amazon CloudWatch.
- `false`: The deployment stops if alarm status information can't be retrieved from Amazon CloudWatch.

Type: Boolean

Required: No

See Also

For more information about using this API in one of the language-specific AWS SDKs, see the following:

- [AWS SDK for C++](#)

- [AWS SDK for Java V2](#)
- [AWS SDK for Ruby V3](#)

ApplicationInfo

Information about an application.

Contents

applicationId

The application ID.

Type: String

Required: No

applicationName

The application name.

Type: String

Length Constraints: Minimum length of 1. Maximum length of 100.

Required: No

computePlatform

The destination platform type for deployment of the application (Lambda or Server).

Type: String

Valid Values: Server | Lambda | ECS | Kubernetes

Required: No

createTime

The time at which the application was created.

Type: Timestamp

Required: No

gitHubAccountName

The name for a connection to a GitHub account.

Type: String

Required: No

linkedToGitHub

True if the user has authenticated with GitHub for the specified application. Otherwise, false.

Type: Boolean

Required: No

See Also

For more information about using this API in one of the language-specific AWS SDKs, see the following:

- [AWS SDK for C++](#)
- [AWS SDK for Java V2](#)
- [AWS SDK for Ruby V3](#)

AppSpecContent

A revision for an AWS Lambda or Amazon ECS deployment that is a YAML-formatted or JSON-formatted string. For AWS Lambda and Amazon ECS deployments, the revision is the same as the AppSpec file. This method replaces the deprecated `RawString` data type.

Contents

content

The YAML-formatted or JSON-formatted revision string.

For an AWS Lambda deployment, the content includes a Lambda function name, the alias for its original version, and the alias for its replacement version. The deployment shifts traffic from the original version of the Lambda function to the replacement version.

For an Amazon ECS deployment, the content includes the task name, information about the load balancer that serves traffic to the container, and more.

For both types of deployments, the content can specify Lambda functions that run at specified hooks, such as `BeforeInstall`, during a deployment.

Type: String

Required: No

sha256

The SHA256 hash value of the revision content.

Type: String

Required: No

See Also

For more information about using this API in one of the language-specific AWS SDKs, see the following:

- [AWS SDK for C++](#)
- [AWS SDK for Java V2](#)

- [AWS SDK for Ruby V3](#)

AutoRollbackConfiguration

Information about a configuration for automatically rolling back to a previous version of an application revision when a deployment is not completed successfully.

Contents

enabled

Indicates whether a defined automatic rollback configuration is currently enabled.

Type: Boolean

Required: No

events

The event type or types that trigger a rollback.

Type: Array of strings

Valid Values: DEPLOYMENT_FAILURE | DEPLOYMENT_STOP_ON_ALARM | DEPLOYMENT_STOP_ON_REQUEST

Required: No

See Also

For more information about using this API in one of the language-specific AWS SDKs, see the following:

- [AWS SDK for C++](#)
- [AWS SDK for Java V2](#)
- [AWS SDK for Ruby V3](#)

AutoScalingGroup

Information about an Auto Scaling group.

Contents

hook

The name of the launch hook that CodeDeploy installed into the Auto Scaling group.

For more information about the launch hook, see [How Amazon EC2 Auto Scaling works with CodeDeploy](#) in the *AWS CodeDeploy User Guide*.

Type: String

Required: No

name

The Auto Scaling group name.

Type: String

Required: No

terminationHook

The name of the termination hook that CodeDeploy installed into the Auto Scaling group.

For more information about the termination hook, see [Enabling termination deployments during Auto Scaling scale-in events](#) in the *AWS CodeDeploy User Guide*.

Type: String

Required: No

See Also

For more information about using this API in one of the language-specific AWS SDKs, see the following:

- [AWS SDK for C++](#)

- [AWS SDK for Java V2](#)
- [AWS SDK for Ruby V3](#)

BlueGreenDeploymentConfiguration

Information about blue/green deployment options for a deployment group.

Contents

deploymentReadyOption

Information about the action to take when newly provisioned instances are ready to receive traffic in a blue/green deployment.

Type: [DeploymentReadyOption](#) object

Required: No

greenFleetProvisioningOption

Information about how instances are provisioned for a replacement environment in a blue/green deployment.

Type: [GreenFleetProvisioningOption](#) object

Required: No

terminateBlueInstancesOnDeploymentSuccess

Information about whether to terminate instances in the original fleet during a blue/green deployment.

Type: [BlueInstanceTerminationOption](#) object

Required: No

See Also

For more information about using this API in one of the language-specific AWS SDKs, see the following:

- [AWS SDK for C++](#)
- [AWS SDK for Java V2](#)
- [AWS SDK for Ruby V3](#)

BlueInstanceTerminationOption

Information about whether instances in the original environment are terminated when a blue/green deployment is successful. `BlueInstanceTerminationOption` does not apply to Lambda deployments.

Contents

action

The action to take on instances in the original environment after a successful blue/green deployment.

- `TERMINATE`: Instances are terminated after a specified wait time.
- `KEEP_ALIVE`: Instances are left running after they are deregistered from the load balancer and removed from the deployment group.

Type: String

Valid Values: `TERMINATE` | `KEEP_ALIVE`

Required: No

terminationWaitTimeInMinutes

For an Amazon EC2 deployment, the number of minutes to wait after a successful blue/green deployment before terminating instances from the original environment.

For an Amazon ECS deployment, the number of minutes before deleting the original (blue) task set. During an Amazon ECS deployment, CodeDeploy shifts traffic from the original (blue) task set to a replacement (green) task set.

The maximum setting is 2880 minutes (2 days).

Type: Integer

Required: No

See Also

For more information about using this API in one of the language-specific AWS SDKs, see the following:

- [AWS SDK for C++](#)
- [AWS SDK for Java V2](#)
- [AWS SDK for Ruby V3](#)

CloudFormationTarget

Information about the target to be updated by an CloudFormation blue/green deployment. This target type is used for all deployments initiated by a CloudFormation stack update.

Contents

deploymentId

The unique ID of an CloudFormation blue/green deployment.

Type: String

Required: No

lastUpdatedAt

The date and time when the target application was updated by an CloudFormation blue/green deployment.

Type: Timestamp

Required: No

lifecycleEvents

The lifecycle events of the CloudFormation blue/green deployment to this target application.

Type: Array of [LifecycleEvent](#) objects

Required: No

resourceType

The resource type for the CloudFormation blue/green deployment.

Type: String

Required: No

status

The status of an CloudFormation blue/green deployment's target application.

Type: String

Valid Values: Pending | InProgress | Succeeded | Failed | Skipped | Unknown
| Ready

Required: No

targetId

The unique ID of a deployment target that has a type of CloudFormationTarget.

Type: String

Required: No

targetVersionWeight

The percentage of production traffic that the target version of an CloudFormation blue/green deployment receives.

Type: Double

Required: No

See Also

For more information about using this API in one of the language-specific AWS SDKs, see the following:

- [AWS SDK for C++](#)
- [AWS SDK for Java V2](#)
- [AWS SDK for Ruby V3](#)

DeploymentConfigInfo

Information about a deployment configuration.

Contents

computePlatform

The destination platform type for the deployment (Lambda, Server, or ECS).

Type: String

Valid Values: `Server` | `Lambda` | `ECS` | `Kubernetes`

Required: No

createTime

The time at which the deployment configuration was created.

Type: Timestamp

Required: No

deploymentConfigId

The deployment configuration ID.

Type: String

Required: No

deploymentConfigName

The deployment configuration name.

Type: String

Length Constraints: Minimum length of 1. Maximum length of 100.

Required: No

minimumHealthyHosts

Information about the number or percentage of minimum healthy instances.

Type: [MinimumHealthyHosts](#) object

Required: No

trafficRoutingConfig

The configuration that specifies how the deployment traffic is routed. Used for deployments with a Lambda or Amazon ECS compute platform only.

Type: [TrafficRoutingConfig](#) object

Required: No

zonalConfig

Information about a zonal configuration.

Type: [ZonalConfig](#) object

Required: No

See Also

For more information about using this API in one of the language-specific AWS SDKs, see the following:

- [AWS SDK for C++](#)
- [AWS SDK for Java V2](#)
- [AWS SDK for Ruby V3](#)

DeploymentGroupInfo

Information about a deployment group.

Contents

alarmConfiguration

A list of alarms associated with the deployment group.

Type: [AlarmConfiguration](#) object

Required: No

applicationName

The application name.

Type: String

Length Constraints: Minimum length of 1. Maximum length of 100.

Required: No

autoRollbackConfiguration

Information about the automatic rollback configuration associated with the deployment group.

Type: [AutoRollbackConfiguration](#) object

Required: No

autoScalingGroups

A list of associated Auto Scaling groups.

Type: Array of [AutoScalingGroup](#) objects

Required: No

blueGreenDeploymentConfiguration

Information about blue/green deployment options for a deployment group.

Type: [BlueGreenDeploymentConfiguration](#) object

Required: No

computePlatform

The destination platform type for the deployment (Lambda, Server, or ECS).

Type: String

Valid Values: Server | Lambda | ECS | Kubernetes

Required: No

deploymentConfigName

The deployment configuration name.

Type: String

Length Constraints: Minimum length of 1. Maximum length of 100.

Required: No

deploymentGroupId

The deployment group ID.

Type: String

Required: No

deploymentGroupName

The deployment group name.

Type: String

Length Constraints: Minimum length of 1. Maximum length of 100.

Required: No

deploymentStyle

Information about the type of deployment, either in-place or blue/green, you want to run and whether to route deployment traffic behind a load balancer.

Type: [DeploymentStyle](#) object

Required: No

ec2TagFilters

The Amazon EC2 tags on which to filter. The deployment group includes EC2 instances with any of the specified tags.

Type: Array of [EC2TagFilter](#) objects

Required: No

ec2TagSet

Information about groups of tags applied to an Amazon EC2 instance. The deployment group includes only Amazon EC2 instances identified by all of the tag groups. Cannot be used in the same call as `ec2TagFilters`.

Type: [EC2TagSet](#) object

Required: No

ecsServices

The target Amazon ECS services in the deployment group. This applies only to deployment groups that use the Amazon ECS compute platform. A target Amazon ECS service is specified as an Amazon ECS cluster and service name pair using the format `<clustername>:<servicename>`.

Type: Array of [ECSService](#) objects

Required: No

lastAttemptedDeployment

Information about the most recent attempted deployment to the deployment group.

Type: [LastDeploymentInfo](#) object

Required: No

lastSuccessfulDeployment

Information about the most recent successful deployment to the deployment group.

Type: [LastDeploymentInfo](#) object

Required: No

loadBalancerInfo

Information about the load balancer to use in a deployment.

Type: [LoadBalancerInfo](#) object

Required: No

onPremisesInstanceTagFilters

The on-premises instance tags on which to filter. The deployment group includes on-premises instances with any of the specified tags.

Type: Array of [TagFilter](#) objects

Required: No

onPremisesTagSet

Information about groups of tags applied to an on-premises instance. The deployment group includes only on-premises instances identified by all the tag groups. Cannot be used in the same call as `onPremisesInstanceTagFilters`.

Type: [OnPremisesTagSet](#) object

Required: No

outdatedInstancesStrategy

Indicates what happens when new Amazon EC2 instances are launched mid-deployment and do not receive the deployed application revision.

If this option is set to `UPDATE` or is unspecified, CodeDeploy initiates one or more 'auto-update outdated instances' deployments to apply the deployed application revision to the new Amazon EC2 instances.

If this option is set to `IGNORE`, CodeDeploy does not initiate a deployment to update the new Amazon EC2 instances. This may result in instances having different revisions.

Type: String

Valid Values: `UPDATE` | `IGNORE`

Required: No

serviceRoleArn

A service role Amazon Resource Name (ARN) that grants CodeDeploy permission to make calls to AWS services on your behalf. For more information, see [Create a Service Role for AWS CodeDeploy](#) in the *AWS CodeDeploy User Guide*.

Type: String

Required: No

targetRevision

Information about the deployment group's target revision, including type and location.

Type: [RevisionLocation](#) object

Required: No

terminationHookEnabled

Indicates whether the deployment group was configured to have CodeDeploy install a termination hook into an Auto Scaling group.

For more information about the termination hook, see [How Amazon EC2 Auto Scaling works with CodeDeploy](#) in the *AWS CodeDeploy User Guide*.

Type: Boolean

Required: No

triggerConfigurations

Information about triggers associated with the deployment group.

Type: Array of [TriggerConfig](#) objects

Required: No

See Also

For more information about using this API in one of the language-specific AWS SDKs, see the following:

- [AWS SDK for C++](#)
- [AWS SDK for Java V2](#)
- [AWS SDK for Ruby V3](#)

DeploymentInfo

Information about a deployment.

Contents

additionalDeploymentStatusInfo

This member has been deprecated.

Provides information about the results of a deployment, such as whether instances in the original environment in a blue/green deployment were not terminated.

Type: String

Required: No

applicationName

The application name.

Type: String

Length Constraints: Minimum length of 1. Maximum length of 100.

Required: No

autoRollbackConfiguration

Information about the automatic rollback configuration associated with the deployment.

Type: [AutoRollbackConfiguration](#) object

Required: No

blueGreenDeploymentConfiguration

Information about blue/green deployment options for this deployment.

Type: [BlueGreenDeploymentConfiguration](#) object

Required: No

completeTime

A timestamp that indicates when the deployment was complete.

Type: Timestamp

Required: No

computePlatform

The destination platform type for the deployment (Lambda, Server, or ECS).

Type: String

Valid Values: `Server` | `Lambda` | `ECS` | `Kubernetes`

Required: No

createTime

A timestamp that indicates when the deployment was created.

Type: Timestamp

Required: No

creator

The means by which the deployment was created:

- `user`: A user created the deployment.
- `autoscaling`: Amazon EC2 Auto Scaling created the deployment.
- `codeDeployRollback`: A rollback process created the deployment.
- `CodeDeployAutoUpdate`: An auto-update process created the deployment when it detected outdated Amazon EC2 instances.

Type: String

Valid Values: `user` | `autoscaling` | `codeDeployRollback` | `CodeDeploy` | `CodeDeployAutoUpdate` | `CloudFormation` | `CloudFormationRollback` | `autoscalingTermination`

Required: No

deploymentConfigName

The deployment configuration name.

Type: String

Length Constraints: Minimum length of 1. Maximum length of 100.

Required: No

deploymentGroupName

The deployment group name.

Type: String

Length Constraints: Minimum length of 1. Maximum length of 100.

Required: No

deploymentId

The unique ID of a deployment.

Type: String

Required: No

deploymentOverview

A summary of the deployment status of the instances in the deployment.

Type: [DeploymentOverview](#) object

Required: No

deploymentStatusMessages

Messages that contain information about the status of a deployment.

Type: Array of strings

Required: No

deploymentStyle

Information about the type of deployment, either in-place or blue/green, you want to run and whether to route deployment traffic behind a load balancer.

Type: [DeploymentStyle](#) object

Required: No

description

A comment about the deployment.

Type: String

Required: No

errorInformation

Information about any error associated with this deployment.

Type: [ErrorInformation](#) object

Required: No

externalId

The unique ID for an external resource (for example, a CloudFormation stack ID) that is linked to this deployment.

Type: String

Required: No

fileExistsBehavior

Information about how AWS CodeDeploy handles files that already exist in a deployment target location but weren't part of the previous successful deployment.

- **DISALLOW**: The deployment fails. This is also the default behavior if no option is specified.
- **OVERWRITE**: The version of the file from the application revision currently being deployed replaces the version already on the instance.
- **RETAIN**: The version of the file already on the instance is kept and used as part of the new deployment.

Type: String

Valid Values: DISALLOW | OVERWRITE | RETAIN

Required: No

ignoreApplicationStopFailures

If true, then if an `ApplicationStop`, `BeforeBlockTraffic`, or `AfterBlockTraffic` deployment lifecycle event to an instance fails, then the deployment continues to the

next deployment lifecycle event. For example, if `ApplicationStop` fails, the deployment continues with `DownloadBundle`. If `BeforeBlockTraffic` fails, the deployment continues with `BlockTraffic`. If `AfterBlockTraffic` fails, the deployment continues with `ApplicationStop`.

If `false` or not specified, then if a lifecycle event fails during a deployment to an instance, that deployment fails. If deployment to that instance is part of an overall deployment and the number of healthy hosts is not less than the minimum number of healthy hosts, then a deployment to the next instance is attempted.

During a deployment, the AWS CodeDeploy agent runs the scripts specified for `ApplicationStop`, `BeforeBlockTraffic`, and `AfterBlockTraffic` in the `AppSpec` file from the previous successful deployment. (All other scripts are run from the `AppSpec` file in the current deployment.) If one of these scripts contains an error and does not run successfully, the deployment can fail.

If the cause of the failure is a script from the last successful deployment that will never run successfully, create a new deployment and use `ignoreApplicationStopFailures` to specify that the `ApplicationStop`, `BeforeBlockTraffic`, and `AfterBlockTraffic` failures should be ignored.

Type: Boolean

Required: No

instanceTerminationWaitTimeStarted

Indicates whether the wait period set for the termination of instances in the original environment has started. Status is `'false'` if the `KEEP_ALIVE` option is specified. Otherwise, `'true'` as soon as the termination wait period starts.

Type: Boolean

Required: No

loadBalancerInfo

Information about the load balancer used in the deployment.

Type: [LoadBalancerInfo](#) object

Required: No

overrideAlarmConfiguration

Information about alarms associated with a deployment or deployment group.

Type: [AlarmConfiguration](#) object

Required: No

previousRevision

Information about the application revision that was deployed to the deployment group before the most recent successful deployment.

Type: [RevisionLocation](#) object

Required: No

relatedDeployments

Information about deployments related to the specified deployment.

Type: [RelatedDeployments](#) object

Required: No

revision

Information about the location of stored application artifacts and the service from which to retrieve them.

Type: [RevisionLocation](#) object

Required: No

rollbackInfo

Information about a deployment rollback.

Type: [RollbackInfo](#) object

Required: No

startTime

A timestamp that indicates when the deployment was deployed to the deployment group.

In some cases, the reported value of the start time might be later than the complete time. This is due to differences in the clock settings of backend servers that participate in the deployment process.

Type: Timestamp

Required: No

status

The current state of the deployment as a whole.

Type: String

Valid Values: Created | Queued | InProgress | Baking | Succeeded | Failed | Stopped | Ready

Required: No

targetInstances

Information about the instances that belong to the replacement environment in a blue/green deployment.

Type: [TargetInstances](#) object

Required: No

updateOutdatedInstancesOnly

Indicates whether only instances that are not running the latest application revision are to be deployed to.

Type: Boolean

Required: No

See Also

For more information about using this API in one of the language-specific AWS SDKs, see the following:

- [AWS SDK for C++](#)

- [AWS SDK for Java V2](#)
- [AWS SDK for Ruby V3](#)

DeploymentOverview

Information about the deployment status of the instances in the deployment.

Contents

Failed

The number of instances in the deployment in a failed state.

Type: Long

Required: No

InProgress

The number of instances in which the deployment is in progress.

Type: Long

Required: No

Pending

The number of instances in the deployment in a pending state.

Type: Long

Required: No

Ready

The number of instances in a replacement environment ready to receive traffic in a blue/green deployment.

Type: Long

Required: No

Skipped

The number of instances in the deployment in a skipped state.

Type: Long

Required: No

Succeeded

The number of instances in the deployment to which revisions have been successfully deployed.

Type: Long

Required: No

See Also

For more information about using this API in one of the language-specific AWS SDKs, see the following:

- [AWS SDK for C++](#)
- [AWS SDK for Java V2](#)
- [AWS SDK for Ruby V3](#)

DeploymentReadyOption

Information about how traffic is rerouted to instances in a replacement environment in a blue/green deployment.

Contents

actionOnTimeout

Information about when to reroute traffic from an original environment to a replacement environment in a blue/green deployment.

- **CONTINUE_DEPLOYMENT**: Register new instances with the load balancer immediately after the new application revision is installed on the instances in the replacement environment.
- **STOP_DEPLOYMENT**: Do not register new instances with a load balancer unless traffic rerouting is started using [ContinueDeployment](#). If traffic rerouting is not started before the end of the specified wait period, the deployment status is changed to Stopped.

Type: String

Valid Values: CONTINUE_DEPLOYMENT | STOP_DEPLOYMENT

Required: No

waitTimeInMinutes

The number of minutes to wait before the status of a blue/green deployment is changed to Stopped if rerouting is not started manually. Applies only to the STOP_DEPLOYMENT option for actionOnTimeout.

Type: Integer

Required: No

See Also

For more information about using this API in one of the language-specific AWS SDKs, see the following:

- [AWS SDK for C++](#)
- [AWS SDK for Java V2](#)

- [AWS SDK for Ruby V3](#)

DeploymentStyle

Information about the type of deployment, either in-place or blue/green, you want to run and whether to route deployment traffic behind a load balancer.

Contents

deploymentOption

Indicates whether to route deployment traffic behind a load balancer.

Type: String

Valid Values: WITH_TRAFFIC_CONTROL | WITHOUT_TRAFFIC_CONTROL

Required: No

deploymentType

Indicates whether to run an in-place deployment or a blue/green deployment.

Type: String

Valid Values: IN_PLACE | BLUE_GREEN

Required: No

See Also

For more information about using this API in one of the language-specific AWS SDKs, see the following:

- [AWS SDK for C++](#)
- [AWS SDK for Java V2](#)
- [AWS SDK for Ruby V3](#)

DeploymentTarget

Information about the deployment target.

Contents

cloudFormationTarget

Information about the target to be updated by an CloudFormation blue/green deployment. This target type is used for all deployments initiated by a CloudFormation stack update.

Type: [CloudFormationTarget](#) object

Required: No

deploymentTargetType

The deployment type that is specific to the deployment's compute platform or deployments initiated by a CloudFormation stack update.

Type: String

Valid Values: InstanceTarget | LambdaTarget | ECSTarget | EKSTarget | CloudFormationTarget

Required: No

ecsTarget

Information about the target for a deployment that uses the Amazon ECS compute platform.

Type: [ECSTarget](#) object

Required: No

instanceTarget

Information about the target for a deployment that uses the EC2/On-premises compute platform.

Type: [InstanceTarget](#) object

Required: No

lambdaTarget

Information about the target for a deployment that uses the AWS Lambda compute platform.

Type: [LambdaTarget](#) object

Required: No

See Also

For more information about using this API in one of the language-specific AWS SDKs, see the following:

- [AWS SDK for C++](#)
- [AWS SDK for Java V2](#)
- [AWS SDK for Ruby V3](#)

Diagnostics

Diagnostic information about executable scripts that are part of a deployment.

Contents

errorCode

The associated error code:

- **Success**: The specified script ran.
- **ScriptMissing**: The specified script was not found in the specified location.
- **ScriptNotExecutable**: The specified script is not a recognized executable file type.
- **ScriptTimedOut**: The specified script did not finish running in the specified time period.
- **ScriptFailed**: The specified script failed to run as expected.
- **UnknownError**: The specified script did not run for an unknown reason.

Type: String

Valid Values: `Success` | `ScriptMissing` | `ScriptNotExecutable` | `ScriptTimedOut` | `ScriptFailed` | `UnknownError`

Required: No

logTail

The last portion of the diagnostic log.

If available, AWS CodeDeploy returns up to the last 4 KB of the diagnostic log.

Type: String

Required: No

message

The message associated with the error.

Type: String

Required: No

scriptName

The name of the script.

Type: String

Required: No

See Also

For more information about using this API in one of the language-specific AWS SDKs, see the following:

- [AWS SDK for C++](#)
- [AWS SDK for Java V2](#)
- [AWS SDK for Ruby V3](#)

EC2TagFilter

Information about an EC2 tag filter.

Contents

Key

The tag filter key.

Type: String

Required: No

Type

The tag filter type:

- KEY_ONLY: Key only.
- VALUE_ONLY: Value only.
- KEY_AND_VALUE: Key and value.

Type: String

Valid Values: KEY_ONLY | VALUE_ONLY | KEY_AND_VALUE

Required: No

Value

The tag filter value.

Type: String

Required: No

See Also

For more information about using this API in one of the language-specific AWS SDKs, see the following:

- [AWS SDK for C++](#)

- [AWS SDK for Java V2](#)
- [AWS SDK for Ruby V3](#)

EC2TagSet

Information about groups of Amazon EC2 instance tags.

Contents

ec2TagSetList

A list that contains other lists of Amazon EC2 instance tag groups. For an instance to be included in the deployment group, it must be identified by all of the tag groups in the list.

Type: Array of arrays of [EC2TagFilter](#) objects

Required: No

See Also

For more information about using this API in one of the language-specific AWS SDKs, see the following:

- [AWS SDK for C++](#)
- [AWS SDK for Java V2](#)
- [AWS SDK for Ruby V3](#)

ECSService

Contains the service and cluster names used to identify an Amazon ECS deployment's target.

Contents

clusterName

The name of the cluster that the Amazon ECS service is associated with.

Type: String

Required: No

serviceName

The name of the target Amazon ECS service.

Type: String

Required: No

See Also

For more information about using this API in one of the language-specific AWS SDKs, see the following:

- [AWS SDK for C++](#)
- [AWS SDK for Java V2](#)
- [AWS SDK for Ruby V3](#)

ECSTarget

Information about the target of an Amazon ECS deployment.

Contents

deploymentId

The unique ID of a deployment.

Type: String

Required: No

lastUpdatedAt

The date and time when the target Amazon ECS application was updated by a deployment.

Type: Timestamp

Required: No

lifecycleEvents

The lifecycle events of the deployment to this target Amazon ECS application.

Type: Array of [LifecycleEvent](#) objects

Required: No

status

The status an Amazon ECS deployment's target ECS application.

Type: String

Valid Values: Pending | InProgress | Succeeded | Failed | Skipped | Unknown
| Ready

Required: No

targetArn

The Amazon Resource Name (ARN) of the target.

Type: String

Required: No

targetId

The unique ID of a deployment target that has a type of `ecsTarget`.

Type: String

Required: No

taskSetsInfo

The `ECSTaskSet` objects associated with the ECS target.

Type: Array of [ECSTaskSet](#) objects

Required: No

See Also

For more information about using this API in one of the language-specific AWS SDKs, see the following:

- [AWS SDK for C++](#)
- [AWS SDK for Java V2](#)
- [AWS SDK for Ruby V3](#)

ECSTaskSet

Information about a set of Amazon ECS tasks in an AWS CodeDeploy deployment. An Amazon ECS task set includes details such as the desired number of tasks, how many tasks are running, and whether the task set serves production traffic. An AWS CodeDeploy application that uses the Amazon ECS compute platform deploys a containerized application in an Amazon ECS service as a task set.

Contents

desiredCount

The number of tasks in a task set. During a deployment that uses the Amazon ECS compute type, CodeDeploy instructs Amazon ECS to create a new task set and uses this value to determine how many tasks to create. After the updated task set is created, CodeDeploy shifts traffic to the new task set.

Type: Long

Required: No

identifer

A unique ID of an ECSTaskSet.

Type: String

Required: No

pendingCount

The number of tasks in the task set that are in the PENDING status during an Amazon ECS deployment. A task in the PENDING state is preparing to enter the RUNNING state. A task set enters the PENDING status when it launches for the first time, or when it is restarted after being in the STOPPED state.

Type: Long

Required: No

runningCount

The number of tasks in the task set that are in the RUNNING status during an Amazon ECS deployment. A task in the RUNNING state is running and ready for use.

Type: Long

Required: No

status

The status of the task set. There are three valid task set statuses:

- PRIMARY: Indicates the task set is serving production traffic.
- ACTIVE: Indicates the task set is not serving production traffic.
- DRAINING: Indicates the tasks in the task set are being stopped and their corresponding targets are being deregistered from their target group.

Type: String

Required: No

targetGroup

The target group associated with the task set. The target group is used by AWS CodeDeploy to manage traffic to a task set.

Type: [TargetGroupInfo](#) object

Required: No

taskSetLabel

A label that identifies whether the ECS task set is an original target (BLUE) or a replacement target (GREEN).

Type: String

Valid Values: Blue | Green

Required: No

trafficWeight

The percentage of traffic served by this task set.

Type: Double

Required: No

See Also

For more information about using this API in one of the language-specific AWS SDKs, see the following:

- [AWS SDK for C++](#)
- [AWS SDK for Java V2](#)
- [AWS SDK for Ruby V3](#)

ELBInfo

Information about a Classic Load Balancer in Elastic Load Balancing to use in a deployment. Instances are registered directly with a load balancer, and traffic is routed to the load balancer.

Contents

name

For blue/green deployments, the name of the Classic Load Balancer that is used to route traffic from original instances to replacement instances in a blue/green deployment. For in-place deployments, the name of the Classic Load Balancer that instances are deregistered from so they are not serving traffic during a deployment, and then re-registered with after the deployment is complete.

Type: String

Required: No

See Also

For more information about using this API in one of the language-specific AWS SDKs, see the following:

- [AWS SDK for C++](#)
- [AWS SDK for Java V2](#)
- [AWS SDK for Ruby V3](#)

ErrorInformation

Information about a deployment error.

Contents

code

For more information, see [Error Codes for AWS CodeDeploy](#) in the [AWS CodeDeploy User Guide](#).

The error code:

- **APPLICATION_MISSING**: The application was missing. This error code is most likely raised if the application is deleted after the deployment is created, but before it is started.
- **DEPLOYMENT_GROUP_MISSING**: The deployment group was missing. This error code is most likely raised if the deployment group is deleted after the deployment is created, but before it is started.
- **HEALTH_CONSTRAINTS**: The deployment failed on too many instances to be successfully deployed within the instance health constraints specified.
- **HEALTH_CONSTRAINTS_INVALID**: The revision cannot be successfully deployed within the instance health constraints specified.
- **IAM_ROLE_MISSING**: The service role cannot be accessed.
- **IAM_ROLE_PERMISSIONS**: The service role does not have the correct permissions.
- **INTERNAL_ERROR**: There was an internal error.
- **NO_EC2_SUBSCRIPTION**: The calling account is not subscribed to Amazon EC2.
- **NO_INSTANCES**: No instances were specified, or no instances can be found.
- **OVER_MAX_INSTANCES**: The maximum number of instances was exceeded.
- **THROTTLED**: The operation was throttled because the calling account exceeded the throttling limits of one or more AWS services.
- **TIMEOUT**: The deployment has timed out.
- **REVISION_MISSING**: The revision ID was missing. This error code is most likely raised if the revision is deleted after the deployment is created, but before it is started.

Type: String

Valid Values: AGENT_ISSUE | ALARM_ACTIVE | APPLICATION_MISSING | AUTOSCALING_VALIDATION_ERROR | AUTO_SCALING_CONFIGURATION |

AUTO_SCALING_IAM_ROLE_PERMISSIONS | CODEDEPLOY_RESOURCE_CANNOT_BE_FOUND
| CUSTOMER_APPLICATION_UNHEALTHY | DEPLOYMENT_GROUP_MISSING
| ECS_UPDATE_ERROR | ELASTIC_LOAD_BALANCING_INVALID |
ELB_INVALID_INSTANCE | HEALTH_CONSTRAINTS | HEALTH_CONSTRAINTS_INVALID
| HOOK_EXECUTION_FAILURE | IAM_ROLE_MISSING | IAM_ROLE_PERMISSIONS |
INTERNAL_ERROR | INVALID_ECS_SERVICE | INVALID_LAMBDA_CONFIGURATION
| INVALID_LAMBDA_FUNCTION | INVALID_REVISION | MANUAL_STOP |
MISSING_BLUE_GREEN_DEPLOYMENT_CONFIGURATION | MISSING_ELB_INFORMATION
| MISSING_GITHUB_TOKEN | NO_EC2_SUBSCRIPTION | NO_INSTANCES |
OVER_MAX_INSTANCES | RESOURCE_LIMIT_EXCEEDED | REVISION_MISSING |
THROTTLED | TIMEOUT | CLOUDFORMATION_STACK_FAILURE | INVALID_EKS_CLUSTER
| KUBERNETES_UPDATE_ERROR

Required: No

message

An accompanying error message.

Type: String

Required: No

See Also

For more information about using this API in one of the language-specific AWS SDKs, see the following:

- [AWS SDK for C++](#)
- [AWS SDK for Java V2](#)
- [AWS SDK for Ruby V3](#)

GenericRevisionInfo

Information about an application revision.

Contents

deploymentGroups

The deployment groups for which this is the current target revision.

Type: Array of strings

Length Constraints: Minimum length of 1. Maximum length of 100.

Required: No

description

A comment about the revision.

Type: String

Required: No

firstUsedTime

When the revision was first used by AWS CodeDeploy.

Type: Timestamp

Required: No

lastUsedTime

When the revision was last used by AWS CodeDeploy.

Type: Timestamp

Required: No

registerTime

When the revision was registered with AWS CodeDeploy.

Type: Timestamp

Required: No

See Also

For more information about using this API in one of the language-specific AWS SDKs, see the following:

- [AWS SDK for C++](#)
- [AWS SDK for Java V2](#)
- [AWS SDK for Ruby V3](#)

GitHubLocation

Information about the location of application artifacts stored in GitHub.

Contents

commitId

The SHA1 commit ID of the GitHub commit that represents the bundled artifacts for the application revision.

Type: String

Required: No

repository

The GitHub account and repository pair that stores a reference to the commit that represents the bundled artifacts for the application revision.

Specified as account/repository.

Type: String

Required: No

See Also

For more information about using this API in one of the language-specific AWS SDKs, see the following:

- [AWS SDK for C++](#)
- [AWS SDK for Java V2](#)
- [AWS SDK for Ruby V3](#)

GreenFleetProvisioningOption

Information about the instances that belong to the replacement environment in a blue/green deployment.

Contents

action

The method used to add instances to a replacement environment.

- **DISCOVER_EXISTING**: Use instances that already exist or will be created manually.
- **COPY_AUTO_SCALING_GROUP**: Use settings from a specified Auto Scaling group to define and create instances in a new Auto Scaling group.

Type: String

Valid Values: **DISCOVER_EXISTING** | **COPY_AUTO_SCALING_GROUP**

Required: No

See Also

For more information about using this API in one of the language-specific AWS SDKs, see the following:

- [AWS SDK for C++](#)
- [AWS SDK for Java V2](#)
- [AWS SDK for Ruby V3](#)

InstanceInfo

Information about an on-premises instance.

Contents

deregisterTime

If the on-premises instance was deregistered, the time at which the on-premises instance was deregistered.

Type: Timestamp

Required: No

iamSessionArn

The ARN of the IAM session associated with the on-premises instance.

Type: String

Required: No

iamUserArn

The user ARN associated with the on-premises instance.

Type: String

Required: No

instanceArn

The ARN of the on-premises instance.

Type: String

Required: No

instanceName

The name of the on-premises instance.

Type: String

Required: No

registerTime

The time at which the on-premises instance was registered.

Type: Timestamp

Required: No

tags

The tags currently associated with the on-premises instance.

Type: Array of [Tag](#) objects

Required: No

See Also

For more information about using this API in one of the language-specific AWS SDKs, see the following:

- [AWS SDK for C++](#)
- [AWS SDK for Java V2](#)
- [AWS SDK for Ruby V3](#)

InstanceSummary

This data type has been deprecated.

Information about an instance in a deployment.

Contents

deploymentId

The unique ID of a deployment.

Type: String

Required: No

instanceId

The instance ID.

Type: String

Required: No

instanceType

Information about which environment an instance belongs to in a blue/green deployment.

- BLUE: The instance is part of the original environment.
- GREEN: The instance is part of the replacement environment.

Type: String

Valid Values: Blue | Green

Required: No

lastUpdatedAt

A timestamp that indicates when the instance information was last updated.

Type: Timestamp

Required: No

lifecycleEvents

A list of lifecycle events for this instance.

Type: Array of [LifecycleEvent](#) objects

Required: No

status

This member has been deprecated.

The deployment status for this instance:

- **Pending:** The deployment is pending for this instance.
- **In Progress:** The deployment is in progress for this instance.
- **Succeeded:** The deployment has succeeded for this instance.
- **Failed:** The deployment has failed for this instance.
- **Skipped:** The deployment has been skipped for this instance.
- **Unknown:** The deployment status is unknown for this instance.

Type: String

Valid Values: Pending | InProgress | Succeeded | Failed | Skipped | Unknown
| Ready

Required: No

See Also

For more information about using this API in one of the language-specific AWS SDKs, see the following:

- [AWS SDK for C++](#)
- [AWS SDK for Java V2](#)
- [AWS SDK for Ruby V3](#)

InstanceTarget

A target Amazon EC2 or on-premises instance during a deployment that uses the EC2/On-premises compute platform.

Contents

deploymentId

The unique ID of a deployment.

Type: String

Required: No

instanceLabel

A label that identifies whether the instance is an original target (BLUE) or a replacement target (GREEN).

Type: String

Valid Values: Blue | Green

Required: No

lastUpdatedAt

The date and time when the target instance was updated by a deployment.

Type: Timestamp

Required: No

lifecycleEvents

The lifecycle events of the deployment to this target instance.

Type: Array of [LifecycleEvent](#) objects

Required: No

status

The status an EC2/On-premises deployment's target instance.

Type: String

Valid Values: Pending | InProgress | Succeeded | Failed | Skipped | Unknown
| Ready

Required: No

targetArn

The Amazon Resource Name (ARN) of the target.

Type: String

Required: No

targetId

The unique ID of a deployment target that has a type of `instanceTarget`.

Type: String

Required: No

See Also

For more information about using this API in one of the language-specific AWS SDKs, see the following:

- [AWS SDK for C++](#)
- [AWS SDK for Java V2](#)
- [AWS SDK for Ruby V3](#)

LambdaFunctionInfo

Information about a Lambda function specified in a deployment.

Contents

currentVersion

The version of a Lambda function that production traffic points to.

Type: String

Required: No

functionAlias

The alias of a Lambda function. For more information, see [AWS Lambda Function Aliases](#) in the *AWS Lambda Developer Guide*.

Type: String

Required: No

functionName

The name of a Lambda function.

Type: String

Required: No

targetVersion

The version of a Lambda function that production traffic points to after the Lambda function is deployed.

Type: String

Required: No

targetVersionWeight

The percentage of production traffic that the target version of a Lambda function receives.

Type: Double

Required: No

See Also

For more information about using this API in one of the language-specific AWS SDKs, see the following:

- [AWS SDK for C++](#)
- [AWS SDK for Java V2](#)
- [AWS SDK for Ruby V3](#)

LambdaTarget

Information about the target AWS Lambda function during an AWS Lambda deployment.

Contents

deploymentId

The unique ID of a deployment.

Type: String

Required: No

lambdaFunctionInfo

A `LambdaFunctionInfo` object that describes a target Lambda function.

Type: [LambdaFunctionInfo](#) object

Required: No

lastUpdatedAt

The date and time when the target Lambda function was updated by a deployment.

Type: Timestamp

Required: No

lifecycleEvents

The lifecycle events of the deployment to this target Lambda function.

Type: Array of [LifecycleEvent](#) objects

Required: No

status

The status an AWS Lambda deployment's target Lambda function.

Type: String

Valid Values: Pending | InProgress | Succeeded | Failed | Skipped | Unknown
| Ready

Required: No

targetArn

The Amazon Resource Name (ARN) of the target.

Type: String

Required: No

targetId

The unique ID of a deployment target that has a type of `LambdaTarget`.

Type: String

Required: No

See Also

For more information about using this API in one of the language-specific AWS SDKs, see the following:

- [AWS SDK for C++](#)
- [AWS SDK for Java V2](#)
- [AWS SDK for Ruby V3](#)

LastDeploymentInfo

Information about the most recent attempted or successful deployment to a deployment group.

Contents

createTime

A timestamp that indicates when the most recent deployment to the deployment group started.

Type: Timestamp

Required: No

deploymentId

The unique ID of a deployment.

Type: String

Required: No

endTime

A timestamp that indicates when the most recent deployment to the deployment group was complete.

Type: Timestamp

Required: No

status

The status of the most recent deployment.

Type: String

Valid Values: Created | Queued | InProgress | Baking | Succeeded | Failed | Stopped | Ready

Required: No

See Also

For more information about using this API in one of the language-specific AWS SDKs, see the following:

- [AWS SDK for C++](#)
- [AWS SDK for Java V2](#)
- [AWS SDK for Ruby V3](#)

LifecycleEvent

Information about a deployment lifecycle event.

Contents

diagnostics

Diagnostic information about the deployment lifecycle event.

Type: [Diagnostics](#) object

Required: No

endTime

A timestamp that indicates when the deployment lifecycle event ended.

Type: Timestamp

Required: No

lifecycleEventName

The deployment lifecycle event name, such as `ApplicationStop`, `BeforeInstall`, `AfterInstall`, `ApplicationStart`, or `ValidateService`.

Type: String

Required: No

startTime

A timestamp that indicates when the deployment lifecycle event started.

Type: Timestamp

Required: No

status

The deployment lifecycle event status:

- `Pending`: The deployment lifecycle event is pending.
- `InProgress`: The deployment lifecycle event is in progress.

- **Succeeded:** The deployment lifecycle event ran successfully.
- **Failed:** The deployment lifecycle event has failed.
- **Skipped:** The deployment lifecycle event has been skipped.
- **Unknown:** The deployment lifecycle event is unknown.

Type: String

Valid Values: Pending | InProgress | Succeeded | Failed | Skipped | Unknown

Required: No

See Also

For more information about using this API in one of the language-specific AWS SDKs, see the following:

- [AWS SDK for C++](#)
- [AWS SDK for Java V2](#)
- [AWS SDK for Ruby V3](#)

LoadBalancerInfo


Information about the Elastic Load Balancing load balancer or target group used in a deployment.

You can use load balancers and target groups in combination. For example, if you have two Classic Load Balancers, and five target groups tied to an Application Load Balancer, you can specify the two Classic Load Balancers in `elbInfoList`, and the five target groups in `targetGroupInfoList`.


Contents

`elbInfoList`

An array that contains information about the load balancers to use for load balancing in a deployment. If you're using Classic Load Balancers, specify those load balancers in this array.

 **Note**

You can add up to 10 load balancers to the array.

 **Note**

If you're using Application Load Balancers or Network Load Balancers, use the `targetGroupInfoList` array instead of this one.

Type: Array of [ELBInfo](#) objects

Required: No

`targetGroupInfoList`

An array that contains information about the target groups to use for load balancing in a deployment. If you're using Application Load Balancers and Network Load Balancers, specify their associated target groups in this array.

 **Note**

You can add up to 10 target groups to the array.

Note

If you're using Classic Load Balancers, use the `elbInfoList` array instead of this one.

Type: Array of [TargetGroupInfo](#) objects

Required: No

targetGroupPairInfoList

The target group pair information. This is an array of `TargeGroupPairInfo` objects with a maximum size of one.

Type: Array of [TargetGroupPairInfo](#) objects

Required: No

See Also

For more information about using this API in one of the language-specific AWS SDKs, see the following:

- [AWS SDK for C++](#)
- [AWS SDK for Java V2](#)
- [AWS SDK for Ruby V3](#)

MinimumHealthyHosts

Information about the minimum number of healthy instances.

Contents

type

The minimum healthy instance type:

- **HOST_COUNT**: The minimum number of healthy instances as an absolute value.
- **FLEET_PERCENT**: The minimum number of healthy instances as a percentage of the total number of instances in the deployment.

In an example of nine instances, if a **HOST_COUNT** of six is specified, deploy to up to three instances at a time. The deployment is successful if six or more instances are deployed to successfully. Otherwise, the deployment fails. If a **FLEET_PERCENT** of 40 is specified, deploy to up to five instances at a time. The deployment is successful if four or more instances are deployed to successfully. Otherwise, the deployment fails.

Note

In a call to the `GetDeploymentConfig`, `CodeDeployDefault.OneAtATime` returns a minimum healthy instance type of `MOST_CONCURRENCY` and a value of 1. This means a deployment to only one instance at a time. (You cannot set the type to `MOST_CONCURRENCY`, only to `HOST_COUNT` or `FLEET_PERCENT`.) In addition, with `CodeDeployDefault.OneAtATime`, AWS CodeDeploy attempts to ensure that all instances but one are kept in a healthy state during the deployment. Although this allows one instance at a time to be taken offline for a new deployment, it also means that if the deployment to the last instance fails, the overall deployment is still successful.

For more information, see [AWS CodeDeploy Instance Health](#) in the *AWS CodeDeploy User Guide*.

Type: String

Valid Values: `HOST_COUNT` | `FLEET_PERCENT`

Required: No

value

The minimum healthy instance value.

Type: Integer

Required: No

See Also

For more information about using this API in one of the language-specific AWS SDKs, see the following:

- [AWS SDK for C++](#)
- [AWS SDK for Java V2](#)
- [AWS SDK for Ruby V3](#)

MinimumHealthyHostsPerZone

Information about the minimum number of healthy instances per Availability Zone.

Contents

type

The type associated with the `MinimumHealthyHostsPerZone` option.

Type: String

Valid Values: `HOST_COUNT` | `FLEET_PERCENT`

Required: No

value

The value associated with the `MinimumHealthyHostsPerZone` option.

Type: Integer

Required: No

See Also

For more information about using this API in one of the language-specific AWS SDKs, see the following:

- [AWS SDK for C++](#)
- [AWS SDK for Java V2](#)
- [AWS SDK for Ruby V3](#)

OnPremisesTagSet

Information about groups of on-premises instance tags.

Contents

onPremisesTagSetList

A list that contains other lists of on-premises instance tag groups. For an instance to be included in the deployment group, it must be identified by all of the tag groups in the list.

Type: Array of arrays of [TagFilter](#) objects

Required: No

See Also

For more information about using this API in one of the language-specific AWS SDKs, see the following:

- [AWS SDK for C++](#)
- [AWS SDK for Java V2](#)
- [AWS SDK for Ruby V3](#)

RawString

This data type has been deprecated.

A revision for an AWS Lambda deployment that is a YAML-formatted or JSON-formatted string. For AWS Lambda deployments, the revision is the same as the AppSpec file.

Contents

content

The YAML-formatted or JSON-formatted revision string. It includes information about which Lambda function to update and optional Lambda functions that validate deployment lifecycle events.

Type: String

Required: No

sha256

The SHA256 hash value of the revision content.

Type: String

Required: No

See Also

For more information about using this API in one of the language-specific AWS SDKs, see the following:

- [AWS SDK for C++](#)
- [AWS SDK for Java V2](#)
- [AWS SDK for Ruby V3](#)

RelatedDeployments

Information about deployments related to the specified deployment.

Contents

autoUpdateOutdatedInstancesDeploymentIds

The deployment IDs of 'auto-update outdated instances' deployments triggered by this deployment.

Type: Array of strings

Required: No

autoUpdateOutdatedInstancesRootDeploymentId

The deployment ID of the root deployment that triggered this deployment.

Type: String

Required: No

See Also

For more information about using this API in one of the language-specific AWS SDKs, see the following:

- [AWS SDK for C++](#)
- [AWS SDK for Java V2](#)
- [AWS SDK for Ruby V3](#)

RevisionInfo

Information about an application revision.

Contents

genericRevisionInfo

Information about an application revision, including usage details and associated deployment groups.

Type: [GenericRevisionInfo](#) object

Required: No

revisionLocation

Information about the location and type of an application revision.

Type: [RevisionLocation](#) object

Required: No

See Also

For more information about using this API in one of the language-specific AWS SDKs, see the following:

- [AWS SDK for C++](#)
- [AWS SDK for Java V2](#)
- [AWS SDK for Ruby V3](#)

RevisionLocation

Information about the location of an application revision.

Contents

appSpecContent

The content of an AppSpec file for an AWS Lambda or Amazon ECS deployment. The content is formatted as JSON or YAML and stored as a RawString.

Type: [AppSpecContent](#) object

Required: No

gitHubLocation

Information about the location of application artifacts stored in GitHub.

Type: [GitHubLocation](#) object

Required: No

revisionType

The type of application revision:

- S3: An application revision stored in Amazon S3.
- GitHub: An application revision stored in GitHub (EC2/On-premises deployments only).
- String: A YAML-formatted or JSON-formatted string (AWS Lambda deployments only).
- AppSpecContent: An AppSpecContent object that contains the contents of an AppSpec file for an AWS Lambda or Amazon ECS deployment. The content is formatted as JSON or YAML stored as a RawString.

Type: String

Valid Values: S3 | GitHub | String | AppSpecContent | SystemsManagerPatchBaseline

Required: No

s3Location

Information about the location of a revision stored in Amazon S3.

Type: [S3Location](#) object

Required: No

string

This member has been deprecated.

Information about the location of an AWS Lambda deployment revision stored as a RawString.

Type: [RawString](#) object

Required: No

See Also

For more information about using this API in one of the language-specific AWS SDKs, see the following:

- [AWS SDK for C++](#)
- [AWS SDK for Java V2](#)
- [AWS SDK for Ruby V3](#)

RollbackInfo

Information about a deployment rollback.

Contents

rollbackDeploymentId

The ID of the deployment rollback.

Type: String

Required: No

rollbackMessage

Information that describes the status of a deployment rollback (for example, whether the deployment can't be rolled back, is in progress, failed, or succeeded).

Type: String

Required: No

rollbackTriggeringDeploymentId

The deployment ID of the deployment that was underway and triggered a rollback deployment because it failed or was stopped.

Type: String

Required: No

See Also

For more information about using this API in one of the language-specific AWS SDKs, see the following:

- [AWS SDK for C++](#)
- [AWS SDK for Java V2](#)
- [AWS SDK for Ruby V3](#)

S3Location

Information about the location of application artifacts stored in Amazon S3.

Contents

bucket

The name of the Amazon S3 bucket where the application revision is stored.

Type: String

Required: No

bundleType

The file type of the application revision. Must be one of the following:

- `tar`: A tar archive file.
- `tgz`: A compressed tar archive file.
- `zip`: A zip archive file.
- `YAML`: A YAML-formatted file.
- `JSON`: A JSON-formatted file.

Type: String

Valid Values: `tar` | `tgz` | `zip` | `YAML` | `JSON`

Required: No

eTag

The ETag of the Amazon S3 object that represents the bundled artifacts for the application revision.

If the ETag is not specified as an input parameter, ETag validation of the object is skipped.

Type: String

Required: No

key

The name of the Amazon S3 object that represents the bundled artifacts for the application revision.

Type: String

Required: No

version

A specific version of the Amazon S3 object that represents the bundled artifacts for the application revision.

If the version is not specified, the system uses the most recent version by default.

Type: String

Required: No

See Also

For more information about using this API in one of the language-specific AWS SDKs, see the following:

- [AWS SDK for C++](#)
- [AWS SDK for Java V2](#)
- [AWS SDK for Ruby V3](#)

Tag

Information about a tag.

Contents

Key

The tag's key.

Type: String

Required: No

Value

The tag's value.

Type: String

Required: No

See Also

For more information about using this API in one of the language-specific AWS SDKs, see the following:

- [AWS SDK for C++](#)
- [AWS SDK for Java V2](#)
- [AWS SDK for Ruby V3](#)

TagFilter

Information about an on-premises instance tag filter.

Contents

Key

The on-premises instance tag filter key.

Type: String

Required: No

Type

The on-premises instance tag filter type:

- KEY_ONLY: Key only.
- VALUE_ONLY: Value only.
- KEY_AND_VALUE: Key and value.

Type: String

Valid Values: KEY_ONLY | VALUE_ONLY | KEY_AND_VALUE

Required: No

Value

The on-premises instance tag filter value.

Type: String

Required: No

See Also

For more information about using this API in one of the language-specific AWS SDKs, see the following:

- [AWS SDK for C++](#)

- [AWS SDK for Java V2](#)
- [AWS SDK for Ruby V3](#)

TargetGroupInfo

Information about a target group in Elastic Load Balancing to use in a deployment. Instances are registered as targets in a target group, and traffic is routed to the target group.

Contents

name

For blue/green deployments, the name of the target group that instances in the original environment are deregistered from, and instances in the replacement environment are registered with. For in-place deployments, the name of the target group that instances are deregistered from, so they are not serving traffic during a deployment, and then re-registered with after the deployment is complete.

Type: String

Required: No

See Also

For more information about using this API in one of the language-specific AWS SDKs, see the following:

- [AWS SDK for C++](#)
- [AWS SDK for Java V2](#)
- [AWS SDK for Ruby V3](#)

TargetGroupPairInfo

Information about two target groups and how traffic is routed during an Amazon ECS deployment. An optional test traffic route can be specified.

Contents

prodTrafficRoute

The path used by a load balancer to route production traffic when an Amazon ECS deployment is complete.

Type: [TrafficRoute](#) object

Required: No

targetGroups

One pair of target groups. One is associated with the original task set. The second is associated with the task set that serves traffic after the deployment is complete.

Type: Array of [TargetGroupInfo](#) objects

Required: No

testTrafficRoute

An optional path used by a load balancer to route test traffic after an Amazon ECS deployment. Validation can occur while test traffic is served during a deployment.

Type: [TrafficRoute](#) object

Required: No

See Also

For more information about using this API in one of the language-specific AWS SDKs, see the following:

- [AWS SDK for C++](#)
- [AWS SDK for Java V2](#)

- [AWS SDK for Ruby V3](#)

TargetInstances

Information about the instances to be used in the replacement environment in a blue/green deployment.

Contents

autoScalingGroups

The names of one or more Auto Scaling groups to identify a replacement environment for a blue/green deployment.

Type: Array of strings

Required: No

ec2TagSet

Information about the groups of Amazon EC2 instance tags that an instance must be identified by in order for it to be included in the replacement environment for a blue/green deployment. Cannot be used in the same call as `tagFilters`.

Type: [EC2TagSet](#) object

Required: No

tagFilters

The tag filter key, type, and value used to identify Amazon EC2 instances in a replacement environment for a blue/green deployment. Cannot be used in the same call as `ec2TagSet`.

Type: Array of [EC2TagFilter](#) objects

Required: No

See Also

For more information about using this API in one of the language-specific AWS SDKs, see the following:

- [AWS SDK for C++](#)
- [AWS SDK for Java V2](#)

- [AWS SDK for Ruby V3](#)

TimeBasedCanary

A configuration that shifts traffic from one version of a Lambda function or Amazon ECS task set to another in two increments. The original and target Lambda function versions or ECS task sets are specified in the deployment's AppSpec file.

Contents

canaryInterval

The number of minutes between the first and second traffic shifts of a TimeBasedCanary deployment.

Type: Integer

Required: No

canaryPercentage

The percentage of traffic to shift in the first increment of a TimeBasedCanary deployment.

Type: Integer

Required: No

See Also

For more information about using this API in one of the language-specific AWS SDKs, see the following:

- [AWS SDK for C++](#)
- [AWS SDK for Java V2](#)
- [AWS SDK for Ruby V3](#)

TimeBasedLinear

A configuration that shifts traffic from one version of a Lambda function or ECS task set to another in equal increments, with an equal number of minutes between each increment. The original and target Lambda function versions or ECS task sets are specified in the deployment's AppSpec file.

Contents

linearInterval

The number of minutes between each incremental traffic shift of a `TimeBasedLinear` deployment.

Type: Integer

Required: No

linearPercentage

The percentage of traffic that is shifted at the start of each increment of a `TimeBasedLinear` deployment.

Type: Integer

Required: No

See Also

For more information about using this API in one of the language-specific AWS SDKs, see the following:

- [AWS SDK for C++](#)
- [AWS SDK for Java V2](#)
- [AWS SDK for Ruby V3](#)


TimeRange

Information about a time range.

Contents

end

The end time of the time range.

 **Note**


Specify null to leave the end time open-ended.

Type: Timestamp

Required: No

start

The start time of the time range.

 **Note**

Specify null to leave the start time open-ended.

Type: Timestamp

Required: No

See Also

For more information about using this API in one of the language-specific AWS SDKs, see the following:

- [AWS SDK for C++](#)
- [AWS SDK for Java V2](#)
- [AWS SDK for Ruby V3](#)

TrafficRoute

Information about a listener. The listener contains the path used to route traffic that is received from the load balancer to a target group.

Contents

listenerArns

The Amazon Resource Name (ARN) of one listener. The listener identifies the route between a target group and a load balancer. This is an array of strings with a maximum size of one.

Type: Array of strings

Required: No

See Also

For more information about using this API in one of the language-specific AWS SDKs, see the following:

- [AWS SDK for C++](#)
- [AWS SDK for Java V2](#)
- [AWS SDK for Ruby V3](#)

TrafficRoutingConfig

The configuration that specifies how traffic is shifted from one version of a Lambda function to another version during an AWS Lambda deployment, or from one Amazon ECS task set to another during an Amazon ECS deployment.

Contents

timeBasedCanary

A configuration that shifts traffic from one version of a Lambda function or ECS task set to another in two increments. The original and target Lambda function versions or ECS task sets are specified in the deployment's AppSpec file.

Type: [TimeBasedCanary](#) object

Required: No

timeBasedLinear

A configuration that shifts traffic from one version of a Lambda function or Amazon ECS task set to another in equal increments, with an equal number of minutes between each increment. The original and target Lambda function versions or Amazon ECS task sets are specified in the deployment's AppSpec file.

Type: [TimeBasedLinear](#) object

Required: No

type

The type of traffic shifting (`TimeBasedCanary` or `TimeBasedLinear`) used by a deployment configuration.

Type: String

Valid Values: `TimeBasedCanary` | `TimeBasedLinear` | `TimeBasedFlexible` | `AllAtOnce`

Required: No

See Also

For more information about using this API in one of the language-specific AWS SDKs, see the following:

- [AWS SDK for C++](#)
- [AWS SDK for Java V2](#)
- [AWS SDK for Ruby V3](#)

TriggerConfig

Information about notification triggers for the deployment group.

Contents

triggerEvents

The event type or types for which notifications are triggered.

Type: Array of strings

Valid Values: `DeploymentStart` | `DeploymentSuccess` | `DeploymentFailure` | `DeploymentStop` | `DeploymentRollback` | `DeploymentReady` | `InstanceStart` | `InstanceSuccess` | `InstanceFailure` | `InstanceReady`

Required: No

triggerName

The name of the notification trigger.

Type: String

Required: No

triggerTargetArn

The Amazon Resource Name (ARN) of the Amazon Simple Notification Service topic through which notifications about deployment or instance events are sent.

Type: String

Required: No

See Also

For more information about using this API in one of the language-specific AWS SDKs, see the following:

- [AWS SDK for C++](#)
- [AWS SDK for Java V2](#)

- [AWS SDK for Ruby V3](#)

ZonalConfig

Configure the `ZonalConfig` object if you want AWS CodeDeploy to deploy your application to one [Availability Zone](#) at a time, within an AWS Region. By deploying to one Availability Zone at a time, you can expose your deployment to a progressively larger audience as confidence in the deployment's performance and viability grows. If you don't configure the `ZonalConfig` object, CodeDeploy deploys your application to a random selection of hosts across a Region.

For more information about the zonal configuration feature, see [zonal configuration](#) in the *CodeDeploy User Guide*.

Contents

`firstZoneMonitorDurationInSeconds`

The period of time, in seconds, that CodeDeploy must wait after completing a deployment to the *first* Availability Zone. CodeDeploy will wait this amount of time before starting a deployment to the second Availability Zone. You might set this option if you want to allow extra bake time for the first Availability Zone. If you don't specify a value for `firstZoneMonitorDurationInSeconds`, then CodeDeploy uses the `monitorDurationInSeconds` value for the first Availability Zone.

For more information about the zonal configuration feature, see [zonal configuration](#) in the *CodeDeploy User Guide*.

Type: Long

Required: No

`minimumHealthyHostsPerZone`

The number or percentage of instances that must remain available per Availability Zone during a deployment. This option works in conjunction with the `MinimumHealthyHosts` option. For more information, see [About the minimum number of healthy hosts per Availability Zone](#) in the *CodeDeploy User Guide*.

If you don't specify the `minimumHealthyHostsPerZone` option, then CodeDeploy uses a default value of 0 percent.

For more information about the zonal configuration feature, see [zonal configuration](#) in the *CodeDeploy User Guide*.

Type: [MinimumHealthyHostsPerZone](#) object

Required: No

monitorDurationInSeconds

The period of time, in seconds, that CodeDeploy must wait after completing a deployment to an Availability Zone. CodeDeploy will wait this amount of time before starting a deployment to the next Availability Zone. Consider adding a monitor duration to give the deployment some time to prove itself (or 'bake') in one Availability Zone before it is released in the next zone. If you don't specify a `monitorDurationInSeconds`, CodeDeploy starts deploying to the next Availability Zone immediately.

For more information about the zonal configuration feature, see [zonal configuration](#) in the *CodeDeploy User Guide*.

Type: Long

Required: No

See Also

For more information about using this API in one of the language-specific AWS SDKs, see the following:

- [AWS SDK for C++](#)
- [AWS SDK for Java V2](#)
- [AWS SDK for Ruby V3](#)

Common Parameters

The following list contains the parameters that all actions use for signing Signature Version 4 requests with a query string. Any action-specific parameters are listed in the topic for that action. For more information about Signature Version 4, see [Signing AWS API requests](#) in the *IAM User Guide*.

X-Amz-Algorithm

The hash algorithm that you used to create the request signature.

Condition: Specify this parameter when you include authentication information in a query string instead of in the HTTP authorization header.

Type: string

Valid Values: AWS4-HMAC-SHA256

Required: Conditional

X-Amz-Credential

The credential scope value, which is a string that includes your access key, the date, the region you are targeting, the service you are requesting, and a termination string ("aws4_request"). The value is expressed in the following format: *access_key/YYYYMMDD/region/service/aws4_request*.

For more information, see [Create a signed AWS API request](#) in the *IAM User Guide*.

Condition: Specify this parameter when you include authentication information in a query string instead of in the HTTP authorization header.

Type: string

Required: Conditional

X-Amz-Date

The date that is used to create the signature. The format must be ISO 8601 basic format (YYYYMMDD'T'HHMMSS'Z'). For example, the following date time is a valid X-Amz-Date value: 20120325T120000Z.

Condition: X-Amz-Date is optional for all requests; it can be used to override the date used for signing requests. If the Date header is specified in the ISO 8601 basic format, X-Amz-Date is not required. When X-Amz-Date is used, it always overrides the value of the Date header. For more information, see [Elements of an AWS API request signature](#) in the *IAM User Guide*.

Type: string

Required: Conditional

X-Amz-Security-Token

The temporary security token that was obtained through a call to AWS Security Token Service (AWS STS). For a list of services that support temporary security credentials from AWS STS, see [AWS services that work with IAM](#) in the *IAM User Guide*.

Condition: If you're using temporary security credentials from AWS STS, you must include the security token.

Type: string

Required: Conditional

X-Amz-Signature

Specifies the hex-encoded signature that was calculated from the string to sign and the derived signing key.

Condition: Specify this parameter when you include authentication information in a query string instead of in the HTTP authorization header.

Type: string

Required: Conditional

X-Amz-SignedHeaders

Specifies all the HTTP headers that were included as part of the canonical request. For more information about specifying signed headers, see [Create a signed AWS API request](#) in the *IAM User Guide*.

Condition: Specify this parameter when you include authentication information in a query string instead of in the HTTP authorization header.

Type: string

Required: Conditional

Common Error Types

This section lists common error types that this AWS service may return. Not all services return all error types listed here. For errors specific to an API action for this service, see the topic for that API action.

AccessDeniedException

You don't have permission to perform this action. Verify that your IAM policy includes the required permissions.

HTTP Status Code: 403

ExpiredTokenException

The security token included in the request has expired. Request a new security token and try again.

HTTP Status Code: 403

IncompleteSignature

The request signature doesn't conform to AWS standards. Verify that you're using valid AWS credentials and that your request is properly formatted. If you're using an SDK, ensure it's up to date.

HTTP Status Code: 403

InternalFailure

The request can't be processed right now because of an internal server issue. Try again later. If the problem persists, contact AWS Support.

HTTP Status Code: 500

MalformedHttpRequestException

The request body can't be processed. This typically happens when the request body can't be decompressed using the specified content encoding algorithm. Verify that the content encoding header matches the compression format used.

HTTP Status Code: 400

NotAuthorized

You don't have permissions to perform this action. Verify that your IAM policy includes the required permissions.

HTTP Status Code: 401

OptInRequired

Your AWS account needs a subscription for this service. Verify that you've enabled the service in your account.

HTTP Status Code: 403

RequestAbortedException

The request was aborted before a response could be returned. This typically happens when the client closes the connection.

HTTP Status Code: 400

RequestEntityTooLargeException

The request entity is too large. Reduce the size of the request body and try again.

HTTP Status Code: 413

RequestTimeoutException

The request timed out. The server didn't receive the complete request within the expected time frame. Try again.

HTTP Status Code: 408

ServiceUnavailable

The service is temporarily unavailable. Try again later.

HTTP Status Code: 503

ThrottlingException

Your request rate is too high. The AWS SDKs automatically retry requests that receive this exception. Reduce the frequency of requests.

HTTP Status Code: 400

UnknownOperationException

The action or operation isn't recognized. Verify that the action name is spelled correctly and that it's supported by the API version you're using.

HTTP Status Code: 404

UnrecognizedClientException

The X.509 certificate or AWS access key ID you provided doesn't exist in our records. Verify that you're using valid credentials and that they haven't expired.

HTTP Status Code: 403

ValidationError

The input doesn't meet the required format or constraints. Check that all required parameters are included and that values are valid.

HTTP Status Code: 400