



API Reference

AWS Data Pipeline



API Version 2012-10-29

Copyright © 2026 Amazon Web Services, Inc. and/or its affiliates. All rights reserved.

AWS Data Pipeline: API Reference

Copyright © 2026 Amazon Web Services, Inc. and/or its affiliates. All rights reserved.

Amazon's trademarks and trade dress may not be used in connection with any product or service that is not Amazon's, in any manner that is likely to cause confusion among customers, or in any manner that disparages or discredits Amazon. All other trademarks not owned by Amazon are the property of their respective owners, who may or may not be affiliated with, connected to, or sponsored by Amazon.

Table of Contents

Welcome	1
Actions	2
ActivatePipeline	3
Request Syntax	3
Request Parameters	3
Response Elements	4
Errors	4
Examples	5
See Also	6
AddTags	7
Request Syntax	7
Request Parameters	7
Response Elements	8
Errors	8
See Also	9
CreatePipeline	10
Request Syntax	10
Request Parameters	10
Response Syntax	11
Response Elements	11
Errors	12
Examples	12
See Also	13
DeactivatePipeline	15
Request Syntax	15
Request Parameters	15
Response Elements	16
Errors	16
See Also	17
DeletePipeline	18
Request Syntax	18
Request Parameters	18
Response Elements	18
Errors	18

Examples	19
See Also	20
DescribeObjects	22
Request Syntax	22
Request Parameters	22
Response Syntax	23
Response Elements	23
Errors	24
Examples	25
See Also	27
DescribePipelines	28
Request Syntax	28
Request Parameters	28
Response Syntax	28
Response Elements	29
Errors	29
Examples	30
See Also	32
EvaluateExpression	33
Request Syntax	33
Request Parameters	33
Response Syntax	34
Response Elements	34
Errors	34
Examples	36
See Also	36
GetPipelineDefinition	38
Request Syntax	38
Request Parameters	38
Response Syntax	38
Response Elements	39
Errors	40
Examples	41
See Also	43
ListPipelines	44
Request Syntax	44

Request Parameters	44
Response Syntax	44
Response Elements	45
Errors	45
Examples	46
See Also	47
PollForTask	48
Request Syntax	48
Request Parameters	48
Response Syntax	49
Response Elements	50
Errors	50
Examples	51
See Also	53
PutPipelineDefinition	54
Request Syntax	54
Request Parameters	55
Response Syntax	56
Response Elements	56
Errors	57
Examples	58
See Also	62
QueryObjects	63
Request Syntax	63
Request Parameters	63
Response Syntax	64
Response Elements	65
Errors	65
Examples	66
See Also	67
RemoveTags	69
Request Syntax	69
Request Parameters	69
Response Elements	69
Errors	70
See Also	71

ReportTaskProgress	72
Request Syntax	72
Request Parameters	72
Response Syntax	73
Response Elements	73
Errors	73
Examples	74
See Also	76
ReportTaskRunnerHeartbeat	77
Request Syntax	77
Request Parameters	77
Response Syntax	78
Response Elements	78
Errors	78
Examples	79
See Also	80
SetStatus	81
Request Syntax	81
Request Parameters	81
Response Elements	82
Errors	82
Examples	83
See Also	84
SetTaskStatus	85
Request Syntax	85
Request Parameters	85
Response Elements	86
Errors	87
Examples	88
See Also	89
ValidatePipelineDefinition	90
Request Syntax	90
Request Parameters	91
Response Syntax	91
Response Elements	92
Errors	92

Examples	93
See Also	97
Data Types	98
Field	99
Contents	99
See Also	100
InstanceIdentity	101
Contents	101
See Also	101
Operator	102
Contents	102
See Also	103
ParameterAttribute	104
Contents	104
See Also	104
ParameterObject	105
Contents	105
See Also	105
ParameterValue	106
Contents	106
See Also	106
PipelineDescription	107
Contents	107
See Also	108
PipelineIdName	109
Contents	109
See Also	109
PipelineObject	110
Contents	110
See Also	110
Query	112
Contents	112
See Also	112
Selector	113
Contents	113
See Also	113

Tag	114
Contents	114
See Also	114
TaskObject	115
Contents	115
See Also	116
ValidationError	117
Contents	117
See Also	117
ValidationWarning	118
Contents	118
See Also	118
Common Parameters	119
Common Errors	122

Welcome

AWS Data Pipeline configures and manages a data-driven workflow called a pipeline. AWS Data Pipeline handles the details of scheduling and ensuring that data dependencies are met so that your application can focus on processing the data.

AWS Data Pipeline provides a JAR implementation of a task runner called AWS Data Pipeline Task Runner. AWS Data Pipeline Task Runner provides logic for common data management scenarios, such as performing database queries and running data analysis using Amazon Elastic MapReduce (Amazon EMR). You can use AWS Data Pipeline Task Runner as your task runner, or you can write your own task runner to provide custom data management.

AWS Data Pipeline implements two main sets of functionality. Use the first set to create a pipeline and define data sources, schedules, dependencies, and the transforms to be performed on the data. Use the second set in your task runner application to receive the next task ready for processing. The logic for performing the task, such as querying the data, running data analysis, or converting the data from one format to another, is contained within the task runner. The task runner performs the task assigned to it by the web service, reporting progress to the web service as it does so. When the task is done, the task runner reports the final success or failure of the task to the web service.

This document was last published on March 6, 2026.

Actions

The following actions are supported:

- [ActivatePipeline](#)
- [AddTags](#)
- [CreatePipeline](#)
- [DeactivatePipeline](#)
- [DeletePipeline](#)
- [DescribeObjects](#)
- [DescribePipelines](#)
- [EvaluateExpression](#)
- [GetPipelineDefinition](#)
- [ListPipelines](#)
- [PollForTask](#)
- [PutPipelineDefinition](#)
- [QueryObjects](#)
- [RemoveTags](#)
- [ReportTaskProgress](#)
- [ReportTaskRunnerHeartbeat](#)
- [SetStatus](#)
- [SetTaskStatus](#)
- [ValidatePipelineDefinition](#)

ActivatePipeline

Validates the specified pipeline and starts processing pipeline tasks. If the pipeline does not pass validation, activation fails.

If you need to pause the pipeline to investigate an issue with a component, such as a data source or script, call [DeactivatePipeline](#).

To activate a finished pipeline, modify the end date for the pipeline and then activate it.

If you activate an on-demand pipeline that is already running, it will cancel all running objects and re-run the pipeline. StartTimestamp does not apply to on-demand pipelines.

Request Syntax

```
{
  "parameterValues": [
    {
      "id": "string",
      "stringValue": "string"
    }
  ],
  "pipelineId": "string",
  "startTimestamp": number
}
```

Request Parameters

For information about the parameters that are common to all actions, see [Common Parameters](#).

The request accepts the following data in JSON format.

[parameterValues](#)

A list of parameter values to pass to the pipeline at activation.

Type: Array of [ParameterValue](#) objects

Required: No

[pipelineId](#)

The ID of the pipeline.

Type: String

Length Constraints: Minimum length of 1. Maximum length of 1024.

Pattern: `[\u0020-\uD7FF\uE000-\uFFFD\uD800\uDC00-\uDBFF\uDFFF\n\t]*`

Required: Yes

startTimestamp

The date and time to resume the pipeline. By default, the pipeline resumes from the last completed execution.

Type: Timestamp

Required: No

Response Elements

If the action is successful, the service sends back an HTTP 200 response with an empty HTTP body.

Errors

For information about the errors that are common to all actions, see [Common Errors](#).

InternalServerError

An internal service error occurred.

message

Description of the error message.

HTTP Status Code: 500

InvalidRequestException

The request was not valid. Verify that your request was properly formatted, that the signature was generated with the correct credentials, and that you haven't exceeded any of the service limits for your account.

message

Description of the error message.

HTTP Status Code: 400

PipelineDeletedException

The specified pipeline has been deleted.

message

Description of the error message.

HTTP Status Code: 400

PipelineNotFoundException

The specified pipeline was not found. Verify that you used the correct user and account identifiers.

message

Description of the error message.

HTTP Status Code: 400

Examples

Example

This example illustrates one usage of `ActivatePipeline`.

Sample Request

```
POST / HTTP/1.1
Content-Type: application/x-amz-json-1.1
X-Amz-Target: DataPipeline.ActivatePipeline
Content-Length: 39
Host: datapipeline.us-east-1.amazonaws.com
X-Amz-Date: Mon, 12 Nov 2012 17:49:52 GMT
Authorization: AuthParams

{"pipelineId": "df-06372391ZG65EXAMPLE"}
```

Sample Response

```
HTTP/1.1 200
x-amzn-RequestId: ee19d5bf-074e-11e2-af6f-6bc7a6be60d9
Content-Type: application/x-amz-json-1.1
Content-Length: 2
Date: Mon, 12 Nov 2012 17:50:53 GMT

{}
```

See Also

For more information about using this API in one of the language-specific AWS SDKs, see the following:

- [AWS Command Line Interface V2](#)
- [AWS SDK for .NET V4](#)
- [AWS SDK for C++](#)
- [AWS SDK for Go v2](#)
- [AWS SDK for Java V2](#)
- [AWS SDK for JavaScript V3](#)
- [AWS SDK for Kotlin](#)
- [AWS SDK for PHP V3](#)
- [AWS SDK for Python](#)
- [AWS SDK for Ruby V3](#)

AddTags

Adds or modifies tags for the specified pipeline.

Request Syntax

```
{
  "pipelineId": "string",
  "tags": [
    {
      "key": "string",
      "value": "string"
    }
  ]
}
```

Request Parameters

For information about the parameters that are common to all actions, see [Common Parameters](#).

The request accepts the following data in JSON format.

pipelineId

The ID of the pipeline.

Type: String

Length Constraints: Minimum length of 1. Maximum length of 1024.

Pattern: `[\u0020-\uD7FF\uE000-\uFFFD\uD800\uDC00-\uDBFF\uDFFF\n\t]*`

Required: Yes

tags

The tags to add, as key/value pairs.

Type: Array of [Tag](#) objects

Array Members: Minimum number of 0 items. Maximum number of 10 items.

Required: Yes

Response Elements

If the action is successful, the service sends back an HTTP 200 response with an empty HTTP body.

Errors

For information about the errors that are common to all actions, see [Common Errors](#).

InternalServerError

An internal service error occurred.

message

Description of the error message.

HTTP Status Code: 500

InvalidRequestException

The request was not valid. Verify that your request was properly formatted, that the signature was generated with the correct credentials, and that you haven't exceeded any of the service limits for your account.

message

Description of the error message.

HTTP Status Code: 400

PipelineDeletedException

The specified pipeline has been deleted.

message

Description of the error message.

HTTP Status Code: 400

PipelineNotFoundException

The specified pipeline was not found. Verify that you used the correct user and account identifiers.

message

Description of the error message.

HTTP Status Code: 400

See Also

For more information about using this API in one of the language-specific AWS SDKs, see the following:

- [AWS Command Line Interface V2](#)
- [AWS SDK for .NET V4](#)
- [AWS SDK for C++](#)
- [AWS SDK for Go v2](#)
- [AWS SDK for Java V2](#)
- [AWS SDK for JavaScript V3](#)
- [AWS SDK for Kotlin](#)
- [AWS SDK for PHP V3](#)
- [AWS SDK for Python](#)
- [AWS SDK for Ruby V3](#)

CreatePipeline

Creates a new, empty pipeline. Use [PutPipelineDefinition](#) to populate the pipeline.

Request Syntax

```
{
  "description": "string",
  "name": "string",
  "tags": [
    {
      "key": "string",
      "value": "string"
    }
  ],
  "uniqueId": "string"
}
```

Request Parameters

For information about the parameters that are common to all actions, see [Common Parameters](#).

The request accepts the following data in JSON format.

description

The description for the pipeline.

Type: String

Required: No

name

The name for the pipeline. You can use the same name for multiple pipelines associated with your AWS account, because AWS Data Pipeline assigns each pipeline a unique pipeline identifier.

Type: String

Length Constraints: Minimum length of 1. Maximum length of 1024.

Pattern: `[\u0020-\uD7FF\uE000-\uFFFF\uD800\uDC00-\uDBFF\uDFFF\n\t]*`

Required: Yes

The following data is returned in JSON format by the service.

pipelineId

The ID that AWS Data Pipeline assigns the newly created pipeline. For example, `df-06372391ZG65EXAMPLE`.

Type: String

Length Constraints: Minimum length of 1. Maximum length of 1024.

Pattern: `[\u0020-\uD7FF\uE000-\uFFFF\uD800\uDC00-\uDBFF\uDFFF\n\t]*`

Errors

For information about the errors that are common to all actions, see [Common Errors](#).

InternalServiceError

An internal service error occurred.

message

Description of the error message.

HTTP Status Code: 500

InvalidRequestException

The request was not valid. Verify that your request was properly formatted, that the signature was generated with the correct credentials, and that you haven't exceeded any of the service limits for your account.

message

Description of the error message.

HTTP Status Code: 400

Examples

Example

This example illustrates one usage of `CreatePipeline`.

Sample Request

```
POST / HTTP/1.1
Content-Type: application/x-amz-json-1.1
X-Amz-Target: DataPipeline.CreatePipeline
Content-Length: 91
Host: datapipeline.us-east-1.amazonaws.com
X-Amz-Date: Mon, 12 Nov 2012 17:49:52 GMT
Authorization: AuthParams

{"name": "myPipeline",
 "uniqueId": "123456789",
 "description": "This is my first pipeline"}
```

Sample Response

```
HTTP/1.1 200
x-amzn-RequestId: b16911ce-0774-11e2-af6f-6bc7a6be60d9
Content-Type: application/x-amz-json-1.1
Content-Length: 40
Date: Mon, 12 Nov 2012 17:50:53 GMT

{"pipelineId": "df-06372391ZG65EXAMPLE"}
```

See Also

For more information about using this API in one of the language-specific AWS SDKs, see the following:

- [AWS Command Line Interface V2](#)
- [AWS SDK for .NET V4](#)
- [AWS SDK for C++](#)
- [AWS SDK for Go v2](#)

- [AWS SDK for Java V2](#)
- [AWS SDK for JavaScript V3](#)
- [AWS SDK for Kotlin](#)
- [AWS SDK for PHP V3](#)
- [AWS SDK for Python](#)
- [AWS SDK for Ruby V3](#)

DeactivatePipeline

Deactivates the specified running pipeline. The pipeline is set to the DEACTIVATING state until the deactivation process completes.

To resume a deactivated pipeline, use [ActivatePipeline](#). By default, the pipeline resumes from the last completed execution. Optionally, you can specify the date and time to resume the pipeline.

Request Syntax

```
{
  "cancelActive": boolean,
  "pipelineId": "string"
}
```

Request Parameters

For information about the parameters that are common to all actions, see [Common Parameters](#).

The request accepts the following data in JSON format.

[cancelActive](#)

Indicates whether to cancel any running objects. The default is true, which sets the state of any running objects to CANCELED. If this value is false, the pipeline is deactivated after all running objects finish.

Type: Boolean

Required: No

[pipelineId](#)

The ID of the pipeline.

Type: String

Length Constraints: Minimum length of 1. Maximum length of 1024.

Pattern: `[\u0020-\u007F\u00E000-\u00FFFD\u0800\u0DC00-\u0DBFF\u0DFFF\n\t]*`

Required: Yes

Response Elements

If the action is successful, the service sends back an HTTP 200 response with an empty HTTP body.

Errors

For information about the errors that are common to all actions, see [Common Errors](#).

InternalServerError

An internal service error occurred.

message

Description of the error message.

HTTP Status Code: 500

InvalidRequestException

The request was not valid. Verify that your request was properly formatted, that the signature was generated with the correct credentials, and that you haven't exceeded any of the service limits for your account.

message

Description of the error message.

HTTP Status Code: 400

PipelineDeletedException

The specified pipeline has been deleted.

message

Description of the error message.

HTTP Status Code: 400

PipelineNotFoundException

The specified pipeline was not found. Verify that you used the correct user and account identifiers.

message

Description of the error message.

HTTP Status Code: 400

See Also

For more information about using this API in one of the language-specific AWS SDKs, see the following:

- [AWS Command Line Interface V2](#)
- [AWS SDK for .NET V4](#)
- [AWS SDK for C++](#)
- [AWS SDK for Go v2](#)
- [AWS SDK for Java V2](#)
- [AWS SDK for JavaScript V3](#)
- [AWS SDK for Kotlin](#)
- [AWS SDK for PHP V3](#)
- [AWS SDK for Python](#)
- [AWS SDK for Ruby V3](#)

DeletePipeline

Deletes a pipeline, its pipeline definition, and its run history. AWS Data Pipeline attempts to cancel instances associated with the pipeline that are currently being processed by task runners.

Deleting a pipeline cannot be undone. You cannot query or restore a deleted pipeline. To temporarily pause a pipeline instead of deleting it, call [SetStatus](#) with the status set to PAUSE on individual components. Components that are paused by [SetStatus](#) can be resumed.

Request Syntax

```
{  
  "pipelineId": "string"  
}
```

Request Parameters

For information about the parameters that are common to all actions, see [Common Parameters](#).

The request accepts the following data in JSON format.

[pipelineId](#)

The ID of the pipeline.

Type: String

Length Constraints: Minimum length of 1. Maximum length of 1024.

Pattern: `[\u0020-\uD7FF\uE000-\uFFFF\uD800\uDC00-\uDBFF\uDFFF\n\t]*`

Required: Yes

Response Elements

If the action is successful, the service sends back an HTTP 200 response with an empty HTTP body.

Errors

For information about the errors that are common to all actions, see [Common Errors](#).

InternalServerError

An internal service error occurred.

message

Description of the error message.

HTTP Status Code: 500

InvalidRequestException

The request was not valid. Verify that your request was properly formatted, that the signature was generated with the correct credentials, and that you haven't exceeded any of the service limits for your account.

message

Description of the error message.

HTTP Status Code: 400

PipelineNotFoundException

The specified pipeline was not found. Verify that you used the correct user and account identifiers.

message

Description of the error message.

HTTP Status Code: 400

Examples

Example

This example illustrates one usage of DeletePipeline.

Sample Request

```
POST / HTTP/1.1
Content-Type: application/x-amz-json-1.1
```

```
X-Amz-Target: DataPipeline.DeletePipeline
Content-Length: 50
Host: datapipeline.us-east-1.amazonaws.com
X-Amz-Date: Mon, 12 Nov 2012 17:49:52 GMT
Authorization: AuthParams
```

```
{"pipelineId": "df-06372391ZG65EXAMPLE"}
```

Sample Response

```
x-amzn-RequestId: b7a88c81-0754-11e2-af6f-6bc7a6be60d9
Content-Type: application/x-amz-json-1.1
Content-Length: 0
Date: Mon, 12 Nov 2012 17:50:53 GMT
```

```
Unexpected response: 200, OK, undefined
```

See Also

For more information about using this API in one of the language-specific AWS SDKs, see the following:

- [AWS Command Line Interface V2](#)
- [AWS SDK for .NET V4](#)
- [AWS SDK for C++](#)
- [AWS SDK for Go v2](#)
- [AWS SDK for Java V2](#)
- [AWS SDK for JavaScript V3](#)
- [AWS SDK for Kotlin](#)
- [AWS SDK for PHP V3](#)
- [AWS SDK for Python](#)
- [AWS SDK for Ruby V3](#)

DescribeObjects

Gets the object definitions for a set of objects associated with the pipeline. Object definitions are composed of a set of fields that define the properties of the object.

Request Syntax

```
{
  "evaluateExpressions": boolean,
  "marker": "string",
  "objectIds": [ "string" ],
  "pipelineId": "string"
}
```

Request Parameters

For information about the parameters that are common to all actions, see [Common Parameters](#).

The request accepts the following data in JSON format.

[evaluateExpressions](#)

Indicates whether any expressions in the object should be evaluated when the object descriptions are returned.

Type: Boolean

Required: No

[marker](#)

The starting point for the results to be returned. For the first call, this value should be empty. As long as there are more results, continue to call `DescribeObjects` with the marker value from the previous call to retrieve the next set of results.

Type: String

Required: No

[objectIds](#)

The IDs of the pipeline objects that contain the definitions to be described. You can pass as many as 25 identifiers in a single call to `DescribeObjects`.

Type: Array of strings

Length Constraints: Minimum length of 1. Maximum length of 1024.

Pattern: `[\u0020-\uD7FF\uE000-\uFFFD\uD800\uDC00-\uDBFF\uDFFF\n\t]*`

Required: Yes

[pipelineId](#)

The ID of the pipeline that contains the object definitions.

Type: String

Length Constraints: Minimum length of 1. Maximum length of 1024.

Pattern: `[\u0020-\uD7FF\uE000-\uFFFD\uD800\uDC00-\uDBFF\uDFFF\n\t]*`

Required: Yes

Response Syntax

```
{
  "hasMoreResults": boolean,
  "marker": "string",
  "pipelineObjects": [
    {
      "fields": [
        {
          "key": "string",
          "refValue": "string",
          "stringValue": "string"
        }
      ],
      "id": "string",
      "name": "string"
    }
  ]
}
```

Response Elements

If the action is successful, the service sends back an HTTP 200 response.

The following data is returned in JSON format by the service.

hasMoreResults

Indicates whether there are more results to return.

Type: Boolean

marker

The starting point for the next page of results. To view the next page of results, call `DescribeObjects` again with this marker value. If the value is null, there are no more results.

Type: String

pipelineObjects

An array of object definitions.

Type: Array of [PipelineObject](#) objects

Errors

For information about the errors that are common to all actions, see [Common Errors](#).

InternalServerError

An internal service error occurred.

message

Description of the error message.

HTTP Status Code: 500

InvalidRequestException

The request was not valid. Verify that your request was properly formatted, that the signature was generated with the correct credentials, and that you haven't exceeded any of the service limits for your account.

message

Description of the error message.

HTTP Status Code: 400

PipelineDeletedException

The specified pipeline has been deleted.

message

Description of the error message.

HTTP Status Code: 400

PipelineNotFoundException

The specified pipeline was not found. Verify that you used the correct user and account identifiers.

message

Description of the error message.

HTTP Status Code: 400

Examples

Example

This example illustrates one usage of DescribeObjects.

Sample Request

```
POST / HTTP/1.1
Content-Type: application/x-amz-json-1.1
X-Amz-Target: DataPipeline.DescribeObjects
Content-Length: 98
Host: datapipeline.us-east-1.amazonaws.com
X-Amz-Date: Mon, 12 Nov 2012 17:49:52 GMT
Authorization: AuthParams

{"pipelineId": "df-06372391ZG65EXAMPLE",
 "objectIds":
  ["Schedule"],
```

```
"evaluateExpressions": true}
```

Sample Response

```
x-amzn-RequestId: 4c18ea5d-0777-11e2-8a14-21bb8a1f50ef
```

```
Content-Type: application/x-amz-json-1.1
```

```
Content-Length: 1488
```

```
Date: Mon, 12 Nov 2012 17:50:53 GMT
```

```
{
  "hasMoreResults": false,
  "pipelineObjects":
  [
    {
      "fields":
      [
        {
          "key": "startDateTime",
          "stringValue": "2012-12-12T00:00:00"},
        {
          "key": "parent",
          "refValue": "Default"},
        {
          "key": "@sphere",
          "stringValue": "COMPONENT"},
        {
          "key": "type",
          "stringValue": "Schedule"},
        {
          "key": "period",
          "stringValue": "1 hour"},
        {
          "key": "endDateTime",
          "stringValue": "2012-12-21T18:00:00"},
        {
          "key": "@version",
          "stringValue": "1"},
        {
          "key": "@status",
          "stringValue": "PENDING"},
        {
          "key": "@pipelineId",
          "stringValue": "df-06372391ZG65EXAMPLE"}
      ],
      "id": "Schedule",
      "name": "Schedule"
    }
  ]
}
```

See Also

For more information about using this API in one of the language-specific AWS SDKs, see the following:

- [AWS Command Line Interface V2](#)
- [AWS SDK for .NET V4](#)
- [AWS SDK for C++](#)
- [AWS SDK for Go v2](#)
- [AWS SDK for Java V2](#)
- [AWS SDK for JavaScript V3](#)
- [AWS SDK for Kotlin](#)
- [AWS SDK for PHP V3](#)
- [AWS SDK for Python](#)
- [AWS SDK for Ruby V3](#)

DescribePipelines

Retrieves metadata about one or more pipelines. The information retrieved includes the name of the pipeline, the pipeline identifier, its current state, and the account that owns the pipeline. Using account credentials, you can retrieve metadata about pipelines that you or your users have created. As a user, you can retrieve metadata about only those pipelines for which you have read permissions.

To retrieve the full pipeline definition instead of metadata about the pipeline, call [GetPipelineDefinition](#).

Request Syntax

```
{  
  "pipelineIds": [ "string" ]  
}
```

Request Parameters

For information about the parameters that are common to all actions, see [Common Parameters](#).

The request accepts the following data in JSON format.

[pipelineIds](#)

The IDs of the pipelines to describe. You can pass as many as 25 identifiers in a single call. To obtain pipeline IDs, call [ListPipelines](#).

Type: Array of strings

Length Constraints: Minimum length of 1. Maximum length of 1024.

Pattern: `[\u0020-\uD7FF\uE000-\uFFFF\uD800\uDC00-\uDBFF\uDFFF\n\t]*`

Required: Yes

Response Syntax

```
{  
  "pipelineDescriptionList": [  
    {
```

```
    "description": "string",
    "fields": [
      {
        "key": "string",
        "refValue": "string",
        "stringValue": "string"
      }
    ],
    "name": "string",
    "pipelineId": "string",
    "tags": [
      {
        "key": "string",
        "value": "string"
      }
    ]
  }
]
```

Response Elements

If the action is successful, the service sends back an HTTP 200 response.

The following data is returned in JSON format by the service.

pipelineDescriptionList

An array of descriptions for the specified pipelines.

Type: Array of [PipelineDescription](#) objects

Errors

For information about the errors that are common to all actions, see [Common Errors](#).

InternalServerError

An internal service error occurred.

message

Description of the error message.

HTTP Status Code: 500

InvalidRequestException

The request was not valid. Verify that your request was properly formatted, that the signature was generated with the correct credentials, and that you haven't exceeded any of the service limits for your account.

message

Description of the error message.

HTTP Status Code: 400

PipelineDeletedException

The specified pipeline has been deleted.

message

Description of the error message.

HTTP Status Code: 400

PipelineNotFoundException

The specified pipeline was not found. Verify that you used the correct user and account identifiers.

message

Description of the error message.


HTTP Status Code: 400

Examples

Example

This example illustrates one usage of DescribePipelines.

Sample Request



```
POST / HTTP/1.1
Content-Type: application/x-amz-json-1.1
X-Amz-Target: DataPipeline.DescribePipelines
Content-Length: 70
Host: datapipeline.us-east-1.amazonaws.com
X-Amz-Date: Mon, 12 Nov 2012 17:49:52 GMT
Authorization: AuthParams
```

```
{"pipelineIds":
  ["df-08785951KAKJEXAMPLE"]
}
```

Sample Response

```
x-amzn-RequestId: 02870eb7-0736-11e2-af6f-6bc7a6be60d9
Content-Type: application/x-amz-json-1.1
Content-Length: 767
Date: Mon, 12 Nov 2012 17:50:53 GMT
```

```
{"pipelineDescriptionList":
  [
    {"description": "This is my first pipeline",
      "fields":
        [
          {"key": "@pipelineState",
            "stringValue": "SCHEDULED"},
          {"key": "description",
            "stringValue": "This is my first pipeline"},
          {"key": "name",
            "stringValue": "myPipeline"},
          {"key": "@creationTime",
            "stringValue": "2012-12-13T01:24:06"},
          {"key": "@id",
            "stringValue": "df-0937003356ZJEXAMPLE"},
          {"key": "@sphere",
            "stringValue": "PIPELINE"},
          {"key": "@version",
            "stringValue": "1"},
          {"key": "@userId",
```

```
    "stringValue": "924374875933"},
    {"key": "@accountId",
     "stringValue": "924374875933"},
    {"key": "uniqueId",
     "stringValue": "1234567890"}
  ],
  "name": "myPipeline",
  "pipelineId": "df-0937003356ZJEXAMPLE"}
]
```

See Also

For more information about using this API in one of the language-specific AWS SDKs, see the following:

- [AWS Command Line Interface V2](#)
- [AWS SDK for .NET V4](#)
- [AWS SDK for C++](#)
- [AWS SDK for Go v2](#)
- [AWS SDK for Java V2](#)
- [AWS SDK for JavaScript V3](#)
- [AWS SDK for Kotlin](#)
- [AWS SDK for PHP V3](#)
- [AWS SDK for Python](#)
- [AWS SDK for Ruby V3](#)

EvaluateExpression

Task runners call `EvaluateExpression` to evaluate a string in the context of the specified object. For example, a task runner can evaluate SQL queries stored in Amazon S3.

Request Syntax

```
{
  "expression": "string",
  "objectId": "string",
  "pipelineId": "string"
}
```

Request Parameters

For information about the parameters that are common to all actions, see [Common Parameters](#).

The request accepts the following data in JSON format.

expression

The expression to evaluate.

Type: String

Length Constraints: Minimum length of 0. Maximum length of 20971520.

Pattern: `[\u0020-\uD7FF\uE000-\uFFFF\uD800\uDC00-\uDBFF\uDFFF\r\n\t]*`

Required: Yes

objectId

The ID of the object.

Type: String

Length Constraints: Minimum length of 1. Maximum length of 1024.

Pattern: `[\u0020-\uD7FF\uE000-\uFFFF\uD800\uDC00-\uDBFF\uDFFF\n\t]*`

Required: Yes

pipelineId

The ID of the pipeline.

Type: String

Length Constraints: Minimum length of 1. Maximum length of 1024.

Pattern: `[\u0020-\uD7FF\uE000-\uFFFF\uD800\uDC00-\uDBFF\uDFFF\n\t]*`

Required: Yes

Response Syntax

```
{
  "evaluatedExpression": "string"
}
```

Response Elements

If the action is successful, the service sends back an HTTP 200 response.

The following data is returned in JSON format by the service.

evaluatedExpression

The evaluated expression.

Type: String

Length Constraints: Minimum length of 0. Maximum length of 20971520.

Pattern: `[\u0020-\uD7FF\uE000-\uFFFF\uD800\uDC00-\uDBFF\uDFFF\r\n\t]*`

Errors

For information about the errors that are common to all actions, see [Common Errors](#).

InternalServiceError

An internal service error occurred.

message

Description of the error message.

HTTP Status Code: 500

InvalidRequestException

The request was not valid. Verify that your request was properly formatted, that the signature was generated with the correct credentials, and that you haven't exceeded any of the service limits for your account.

message

Description of the error message.

HTTP Status Code: 400

PipelineDeletedException

The specified pipeline has been deleted.

message

Description of the error message.

HTTP Status Code: 400

PipelineNotFoundException

The specified pipeline was not found. Verify that you used the correct user and account identifiers.

message

Description of the error message.

HTTP Status Code: 400

TaskNotFoundException

The specified task was not found.

message

Description of the error message.

HTTP Status Code: 400

Examples

Example

This example illustrates one usage of EvaluateExpression.

Sample Request

```
POST / HTTP/1.1
Content-Type: application/x-amz-json-1.1
X-Amz-Target: DataPipeline.DescribePipelines
Content-Length: 164
Host: datapipeline.us-east-1.amazonaws.com
X-Amz-Date: Mon, 12 Nov 2012 17:49:52 GMT
Authorization: AuthParams

{"pipelineId": "df-08785951KAKJEXAMPLE",
  "objectId": "Schedule",
  "expression": "Transform started at #{startDateTime} and finished at
  #{endDateTime}"}
```

Sample Response

```
x-amzn-RequestId: 02870eb7-0736-11e2-af6f-6bc7a6be60d9
Content-Type: application/x-amz-json-1.1
Content-Length: 103
Date: Mon, 12 Nov 2012 17:50:53 GMT

{"evaluatedExpression": "Transform started at 2012-12-12T00:00:00 and finished at
2012-12-21T18:00:00"}
```

See Also

For more information about using this API in one of the language-specific AWS SDKs, see the following:

- [AWS Command Line Interface V2](#)
- [AWS SDK for .NET V4](#)
- [AWS SDK for C++](#)
- [AWS SDK for Go v2](#)
- [AWS SDK for Java V2](#)
- [AWS SDK for JavaScript V3](#)
- [AWS SDK for Kotlin](#)
- [AWS SDK for PHP V3](#)
- [AWS SDK for Python](#)
- [AWS SDK for Ruby V3](#)

GetPipelineDefinition

Gets the definition of the specified pipeline. You can call `GetPipelineDefinition` to retrieve the pipeline definition that you provided using [PutPipelineDefinition](#).

Request Syntax

```
{
  "pipelineId": "string",
  "version": "string"
}
```

Request Parameters

For information about the parameters that are common to all actions, see [Common Parameters](#).

The request accepts the following data in JSON format.

pipelineId

The ID of the pipeline.

Type: String

Length Constraints: Minimum length of 1. Maximum length of 1024.

Pattern: `[\u0020-\uD7FF\uE000-\uFFFF\uD800\uDC00-\uDBFF\uDFFF\n\t]*`

Required: Yes

version

The version of the pipeline definition to retrieve. Set this parameter to `latest` (default) to use the last definition saved to the pipeline or `active` to use the last definition that was activated.

Type: String

Required: No

Response Syntax

```
{
```

```
"parameterObjects": [
  {
    "attributes": [
      {
        "key": "string",
        "stringValue": "string"
      }
    ],
    "id": "string"
  }
],
"parameterValues": [
  {
    "id": "string",
    "stringValue": "string"
  }
],
"pipelineObjects": [
  {
    "fields": [
      {
        "key": "string",
        "refValue": "string",
        "stringValue": "string"
      }
    ],
    "id": "string",
    "name": "string"
  }
]
}
```

Response Elements

If the action is successful, the service sends back an HTTP 200 response.

The following data is returned in JSON format by the service.

parameterObjects

The parameter objects used in the pipeline definition.

Type: Array of [ParameterObject](#) objects

parameterValues

The parameter values used in the pipeline definition.

Type: Array of [ParameterValue](#) objects

pipelineObjects

The objects defined in the pipeline.

Type: Array of [PipelineObject](#) objects

Errors

For information about the errors that are common to all actions, see [Common Errors](#).

InternalServiceError

An internal service error occurred.

message

Description of the error message.

HTTP Status Code: 500

InvalidRequestException

The request was not valid. Verify that your request was properly formatted, that the signature was generated with the correct credentials, and that you haven't exceeded any of the service limits for your account.

message

Description of the error message.

HTTP Status Code: 400

PipelineDeletedException

The specified pipeline has been deleted.

message

Description of the error message.

HTTP Status Code: 400

PipelineNotFoundException

The specified pipeline was not found. Verify that you used the correct user and account identifiers.

message

Description of the error message.

HTTP Status Code: 400

Examples

Example

This example illustrates one usage of `GetPipelineDefinition`.

Sample Request

```
POST / HTTP/1.1
Content-Type: application/x-amz-json-1.1
X-Amz-Target: DataPipeline.GetPipelineDefinition
Content-Length: 40
Host: datapipeline.us-east-1.amazonaws.com
X-Amz-Date: Mon, 12 Nov 2012 17:49:52 GMT
Authorization: AuthParams
```

```
{"pipelineId": "df-06372391ZG65EXAMPLE"}
```

Sample Response

```
x-amzn-RequestId: e28309e5-0776-11e2-8a14-21bb8a1f50ef
Content-Type: application/x-amz-json-1.1
Content-Length: 890
Date: Mon, 12 Nov 2012 17:50:53 GMT
```

```
{ "pipelineObjects":
  [
    { "fields":
      [
        { "key": "workerGroup",
          "stringValue": "workerGroup"
        },
      ],
      "id": "Default",
      "name": "Default"},
    { "fields":
      [
        { "key": "startDateTime",
          "stringValue": "2012-09-25T17:00:00"},
        { "key": "type",
          "stringValue": "Schedule"},
        { "key": "period",
          "stringValue": "1 hour"},
        { "key": "endDateTime",
          "stringValue": "2012-09-25T18:00:00"}
      ],
      "id": "Schedule",
      "name": "Schedule"},
    { "fields":
      [
        { "key": "schedule",
          "refValue": "Schedule"},
        { "key": "command",
          "stringValue": "echo hello"},
        { "key": "parent",
          "refValue": "Default"},
        { "key": "type",
          "stringValue": "ShellCommandActivity"}
      ],
      "id": "SayHello",
      "name": "SayHello"}
  ]
}
```

See Also

For more information about using this API in one of the language-specific AWS SDKs, see the following:

- [AWS Command Line Interface V2](#)
- [AWS SDK for .NET V4](#)
- [AWS SDK for C++](#)
- [AWS SDK for Go v2](#)
- [AWS SDK for Java V2](#)
- [AWS SDK for JavaScript V3](#)
- [AWS SDK for Kotlin](#)
- [AWS SDK for PHP V3](#)
- [AWS SDK for Python](#)
- [AWS SDK for Ruby V3](#)

ListPipelines

Lists the pipeline identifiers for all active pipelines that you have permission to access.

Request Syntax

```
{
  "marker": "string"
}
```

Request Parameters

For information about the parameters that are common to all actions, see [Common Parameters](#).

The request accepts the following data in JSON format.

marker

The starting point for the results to be returned. For the first call, this value should be empty. As long as there are more results, continue to call `ListPipelines` with the `marker` value from the previous call to retrieve the next set of results.

Type: String

Required: No

Response Syntax

```
{
  "hasMoreResults": boolean,
  "marker": "string",
  "pipelineIdList": [
    {
      "id": "string",
      "name": "string"
    }
  ]
}
```

Response Elements

If the action is successful, the service sends back an HTTP 200 response.

The following data is returned in JSON format by the service.

hasMoreResults

Indicates whether there are more results that can be obtained by a subsequent call.

Type: Boolean

marker

The starting point for the next page of results. To view the next page of results, call `ListPipelinesOutput` again with this marker value. If the value is null, there are no more results.

Type: String

pipelineIdList

The pipeline identifiers. If you require additional information about the pipelines, you can use these identifiers to call [DescribePipelines](#) and [GetPipelineDefinition](#).

Type: Array of [PipelineIdName](#) objects

Errors

For information about the errors that are common to all actions, see [Common Errors](#).

InternalServiceError

An internal service error occurred.

message

Description of the error message.

HTTP Status Code: 500

InvalidRequestException

The request was not valid. Verify that your request was properly formatted, that the signature was generated with the correct credentials, and that you haven't exceeded any of the service limits for your account.

message

Description of the error message.

HTTP Status Code: 400

Examples

Example

This example illustrates one usage of ListPipelines.

Sample Request

```
POST / HTTP/1.1
Content-Type: application/x-amz-json-1.1
X-Amz-Target: DataPipeline.ListPipelines
Content-Length: 14
Host: datapipeline.us-east-1.amazonaws.com
X-Amz-Date: Mon, 12 Nov 2012 17:49:52 GMT
Authorization: AuthParams
```

```
{}
```

Sample Response

```
Status:
x-amzn-RequestId: b3104dc5-0734-11e2-af6f-6bc7a6be60d9
Content-Type: application/x-amz-json-1.1
Content-Length: 39
Date: Mon, 12 Nov 2012 17:50:53 GMT
```

```
{ "PipelineIdList":  
  [  
    { "id": "df-08785951KAKJEXAMPLE",  
      "name": "MyPipeline" },  
    { "id": "df-08662578ISYEXAMPLE",  
      "name": "MySecondPipeline" }  
  ]  
}
```

See Also

For more information about using this API in one of the language-specific AWS SDKs, see the following:

- [AWS Command Line Interface V2](#)
- [AWS SDK for .NET V4](#)
- [AWS SDK for C++](#)
- [AWS SDK for Go v2](#)
- [AWS SDK for Java V2](#)
- [AWS SDK for JavaScript V3](#)
- [AWS SDK for Kotlin](#)
- [AWS SDK for PHP V3](#)
- [AWS SDK for Python](#)
- [AWS SDK for Ruby V3](#)

PollForTask

Task runners call `PollForTask` to receive a task to perform from AWS Data Pipeline. The task runner specifies which tasks it can perform by setting a value for the `workerGroup` parameter. The task returned can come from any of the pipelines that match the `workerGroup` value passed in by the task runner and that was launched using the user credentials specified by the task runner.

If tasks are ready in the work queue, `PollForTask` returns a response immediately. If no tasks are available in the queue, `PollForTask` uses long-polling and holds on to a poll connection for up to a 90 seconds, during which time the first newly scheduled task is handed to the task runner. To accomodate this, set the socket timeout in your task runner to 90 seconds. The task runner should not call `PollForTask` again on the same `workerGroup` until it receives a response, and this can take up to 90 seconds.

Request Syntax

```
{
  "hostname": "string",
  "instanceIdentity": {
    "document": "string",
    "signature": "string"
  },
  "workerGroup": "string"
}
```

Request Parameters

For information about the parameters that are common to all actions, see [Common Parameters](#).

The request accepts the following data in JSON format.

hostname

The public DNS name of the calling task runner.

Type: String

Length Constraints: Minimum length of 1. Maximum length of 1024.

Pattern: `[\u0020-\uD7FF\uE000-\uFFFD\uD800\uDC00-\uDBFF\uDFFF\n\t]*`

Required: No

instanceIdentity

Identity information for the EC2 instance that is hosting the task runner. You can get this value from the instance using `http://169.254.169.254/latest/meta-data/instance-id`. For more information, see [Instance Metadata](#) in the *Amazon Elastic Compute Cloud User Guide*. Passing in this value proves that your task runner is running on an EC2 instance, and ensures the proper AWS Data Pipeline service charges are applied to your pipeline.

Type: [InstanceIdentity](#) object

Required: No

workerGroup

The type of task the task runner is configured to accept and process. The worker group is set as a field on objects in the pipeline when they are created. You can only specify a single value for `workerGroup` in the call to `PollForTask`. There are no wildcard values permitted in `workerGroup`; the string must be an exact, case-sensitive, match.

Type: String

Required: Yes

Response Syntax

```
{
  "taskObject": {
    "attemptId": "string",
    "objects": {
      "string": {
        "fields": [
          {
            "key": "string",
            "refValue": "string",
            "stringValue": "string"
          }
        ],
        "id": "string",
        "name": "string"
      }
    },
    "pipelineId": "string",
```

```
    "taskId": "string"  
  }  
}
```

Response Elements

If the action is successful, the service sends back an HTTP 200 response.

The following data is returned in JSON format by the service.

taskObject

The information needed to complete the task that is being assigned to the task runner. One of the fields returned in this object is `taskId`, which contains an identifier for the task being assigned. The calling task runner uses `taskId` in subsequent calls to [ReportTaskProgress](#) and [SetTaskStatus](#).

Type: [TaskObject](#) object

Errors

For information about the errors that are common to all actions, see [Common Errors](#).

InternalServerError

An internal service error occurred.

message

Description of the error message.

HTTP Status Code: 500

InvalidRequestException

The request was not valid. Verify that your request was properly formatted, that the signature was generated with the correct credentials, and that you haven't exceeded any of the service limits for your account.

message

Description of the error message.

HTTP Status Code: 400

TaskNotFoundException

The specified task was not found.

message

Description of the error message.

HTTP Status Code: 400

Examples

Example

This example illustrates one usage of PollForTask.

Sample Request

```
POST / HTTP/1.1
Content-Type: application/x-amz-json-1.1
X-Amz-Target: DataPipeline.PollForTask
Content-Length: 59
Host: datapipeline.us-east-1.amazonaws.com
X-Amz-Date: Mon, 12 Nov 2012 17:49:52 GMT
Authorization: AuthParams
```

```
{"workerGroup": "MyworkerGroup",
 "hostname": "example.com"}
```

Sample Response

```
x-amzn-RequestId: 41c713d2-0775-11e2-af6f-6bc7a6be60d9
Content-Type: application/x-amz-json-1.1
Content-Length: 39
Date: Mon, 12 Nov 2012 17:50:53 GMT
```

```
{"taskObject":
```

```

{"attemptId": "@SayHello_2012-12-12T00:00:00_Attempt=1",
 "objects":
  {"@SayHello_2012-12-12T00:00:00_Attempt=1":
   {"fields":
    [
     {"key": "@componentParent",
      "refValue": "SayHello"},
     {"key": "@scheduledStartTime",
      "stringValue": "2012-12-12T00:00:00"},
     {"key": "parent",
      "refValue": "SayHello"},
     {"key": "@sphere",
      "stringValue": "ATTEMPT"},
     {"key": "workerGroup",
      "stringValue": "workerGroup"},
     {"key": "@instanceParent",
      "refValue": "@SayHello_2012-12-12T00:00:00"},
     {"key": "type",
      "stringValue": "ShellCommandActivity"},
     {"key": "@status",
      "stringValue": "WAITING_FOR_RUNNER"},
     {"key": "@version",
      "stringValue": "1"},
     {"key": "schedule",
      "refValue": "Schedule"},
     {"key": "@actualStartTime",
      "stringValue": "2012-12-13T01:40:50"},
     {"key": "command",
      "stringValue": "echo hello"},
     {"key": "@scheduledEndTime",
      "stringValue": "2012-12-12T01:00:00"},
     {"key": "@activeInstances",
      "refValue": "@SayHello_2012-12-12T00:00:00"},
     {"key": "@pipelineId",
      "stringValue": "df-0937003356ZJEXAMPLE"}
    ],
    "id": "@SayHello_2012-12-12T00:00:00_Attempt=1",
    "name": "@SayHello_2012-12-12T00:00:00_Attempt=1"}
  },
 "pipelineId": "df-0937003356ZJEXAMPLE",
 "taskId": "2xaM4wRs5z0sIH+g9U3oVHfAgAlbSqU6XduncB0HhZ3xMnmvfePZPn4dIbYXHyWyRK
+cU15MqDHwdrvftx/4wv+sNS4w34vJfv7QA9a0o0azW28l1GYSb2ZRR0N0paiQp
+d1MhSKo10h0TW0sVK5S5Lnx9Qm6omFgXHyIvZRIvTlrQMpr1xuUrflyG0fbFOGp0LpvPE172MYdqpZKnSS4TcuqgQKSWV
UHg9A80+KVpuXuqmqz3m1MXwHFgxjdmuesXN0rrlGpeLCCrWD

```

```
+aGo0RN1NqhQRzNAig8V4G1aPTQzMsRCljKqvrIyAoP3Tt2XEGsHkkQo12rEX8Z90957XX2qKRwhruwYzqGkSLWjINoLdAx  
CEyy9DwuPi66cLz0NBcgbCM5LKjTB0wo1m+am  
+pvM1kSposE9FPP1+RFGb8k6jQBTJx3TRz1yKiInGXQTZ5xvd0FpJrk1IT00XP1MG3+auM9F1JA  
+1dX90QoNJE5z7axmK//  
MOGXUdkqFe2kiDkorqjxwDvc0Js9pVKfKvAmW8YqUbmI9l0ERpWCXXnLVHnmPwz3jaPY  
+0BAmuJWDmxB/Z8p94aEDg4BVXQ7LvsKQ3DLyhaB7yJ390CJT+i0mm+EBqY60V6YikPSWDFrYQ/  
NPi2b1DgE19mX8zHqw8qprI14yh1Ckx2Iige4En/N5kt0oIxnASxAw/TzcE2skxdw5K1HDF+UTj71m16CR/  
dIaK1XijlfN1NzUBo/bNSadCQn3G5No0501wPKI:X050TgDNyo8EXAMPLE/g==:1"}  
}
```

See Also

For more information about using this API in one of the language-specific AWS SDKs, see the following:

- [AWS Command Line Interface V2](#)
- [AWS SDK for .NET V4](#)
- [AWS SDK for C++](#)
- [AWS SDK for Go v2](#)
- [AWS SDK for Java V2](#)
- [AWS SDK for JavaScript V3](#)
- [AWS SDK for Kotlin](#)
- [AWS SDK for PHP V3](#)
- [AWS SDK for Python](#)
- [AWS SDK for Ruby V3](#)

PutPipelineDefinition

Adds tasks, schedules, and preconditions to the specified pipeline. You can use `PutPipelineDefinition` to populate a new pipeline.

`PutPipelineDefinition` also validates the configuration as it adds it to the pipeline. Changes to the pipeline are saved unless one of the following validation errors exist in the pipeline.

1. An object is missing a name or identifier field.
2. A string or reference field is empty.
3. The number of objects in the pipeline exceeds the allowed maximum number of objects.
4. The pipeline is in a FINISHED state.

Pipeline object definitions are passed to the `PutPipelineDefinition` action and returned by the [GetPipelineDefinition](#) action.

Request Syntax

```
{
  "parameterObjects": [
    {
      "attributes": [
        {
          "key": "string",
          "stringValue": "string"
        }
      ],
      "id": "string"
    }
  ],
  "parameterValues": [
    {
      "id": "string",
      "stringValue": "string"
    }
  ],
  "pipelineId": "string",
  "pipelineObjects": [
    {
      "fields": [
```


Required: Yes

pipelineObjects

The objects that define the pipeline. These objects overwrite the existing pipeline definition.

Type: Array of [PipelineObject](#) objects

Required: Yes

Response Syntax

```
{
  "errored": boolean,
  "validationErrors": [
    {
      "errors": [ "string" ],
      "id": "string"
    }
  ],
  "validationWarnings": [
    {
      "id": "string",
      "warnings": [ "string" ]
    }
  ]
}
```

Response Elements

If the action is successful, the service sends back an HTTP 200 response.

The following data is returned in JSON format by the service.

errored

Indicates whether there were validation errors, and the pipeline definition is stored but cannot be activated until you correct the pipeline and call `PutPipelineDefinition` to commit the corrected pipeline.

Type: Boolean

validationErrors

The validation errors that are associated with the objects defined in `pipelineObjects`.

Type: Array of [ValidationError](#) objects

validationWarnings

The validation warnings that are associated with the objects defined in `pipelineObjects`.

Type: Array of [ValidationWarning](#) objects

Errors

For information about the errors that are common to all actions, see [Common Errors](#).

InternalServerError

An internal service error occurred.

message

Description of the error message.

HTTP Status Code: 500

InvalidRequestException

The request was not valid. Verify that your request was properly formatted, that the signature was generated with the correct credentials, and that you haven't exceeded any of the service limits for your account.

message

Description of the error message.

HTTP Status Code: 400

PipelineDeletedException

The specified pipeline has been deleted.

message

Description of the error message.

HTTP Status Code: 400

PipelineNotFoundException

The specified pipeline was not found. Verify that you used the correct user and account identifiers.

message

Description of the error message.

HTTP Status Code: 400

Examples

Example 1

This example sets a valid pipeline configuration and returns success.

Sample Request

```
POST / HTTP/1.1
Content-Type: application/x-amz-json-1.1
X-Amz-Target: DataPipeline.PutPipelineDefinition
Content-Length: 914
Host: datapipeline.us-east-1.amazonaws.com
X-Amz-Date: Mon, 12 Nov 2012 17:49:52 GMT
Authorization: AuthParams
```

```
{"pipelineId": "df-0937003356ZJEXAMPLE",
 "pipelineObjects":
  [
    {"id": "Default",
     "name": "Default",
     "fields":
      [
        {"key": "workerGroup",
         "stringValue": "workerGroup"}
      ]
    },
    {"id": "Schedule",
```

```
"name": "Schedule",
"fields":
[
  {"key": "startDateTime",
   "stringValue": "2012-12-12T00:00:00"},
  {"key": "type",
   "stringValue": "Schedule"},
  {"key": "period",
   "stringValue": "1 hour"},
  {"key": "endDateTime",
   "stringValue": "2012-12-21T18:00:00"}
],
{"id": "SayHello",
 "name": "SayHello",
 "fields":
 [
  {"key": "type",
   "stringValue": "ShellCommandActivity"},
  {"key": "command",
   "stringValue": "echo hello"},
  {"key": "parent",
   "refValue": "Default"},
  {"key": "schedule",
   "refValue": "Schedule"}
 ]
 }
 ]
 }
```

Sample Response

```
HTTP/1.1 200
x-amzn-RequestId: f74afc14-0754-11e2-af6f-6bc7a6be60d9
Content-Type: application/x-amz-json-1.1
Content-Length: 18
Date: Mon, 12 Nov 2012 17:50:53 GMT

{"errored": false}
```

Example 2

This example sets an invalid pipeline configuration (the value for `workerGroup` is an empty string) and returns an error message.

Sample Request

```
POST / HTTP/1.1
Content-Type: application/x-amz-json-1.1
X-Amz-Target: DataPipeline.PutPipelineDefinition
Content-Length: 903
Host: datapipeline.us-east-1.amazonaws.com
X-Amz-Date: Mon, 12 Nov 2012 17:49:52 GMT
Authorization: AuthParams
```

```
{"pipelineId": "df-06372391ZG65EXAMPLE",
 "pipelineObjects":
  [
    {"id": "Default",
     "name": "Default",
     "fields":
      [
        {"key": "workerGroup",
         "stringValue": ""}
      ]
    },
    {"id": "Schedule",
     "name": "Schedule",
     "fields":
      [
        {"key": "startDateTime",
         "stringValue": "2012-09-25T17:00:00"},
        {"key": "type",
         "stringValue": "Schedule"},
        {"key": "period",
         "stringValue": "1 hour"},
        {"key": "endDateTime",
```

```
        "stringValue": "2012-09-25T18:00:00"}
    ]
},
{"id": "SayHello",
 "name": "SayHello",
 "fields":
 [
 {"key": "type",
  "stringValue": "ShellCommandActivity"},
 {"key": "command",
  "stringValue": "echo hello"},
 {"key": "parent",
  "refValue": "Default"},
 {"key": "schedule",
  "refValue": "Schedule"}
 ]
 }
 ]
 }
```

Sample Response

```
HTTP/1.1 200
x-amzn-RequestId: f74afc14-0754-11e2-af6f-6bc7a6be60d9
Content-Type: application/x-amz-json-1.1
Content-Length: 18
Date: Mon, 12 Nov 2012 17:50:53 GMT

{"__type": "com.amazon.set1.webservice#InvalidRequestException",
 "message": "Pipeline definition has errors: Could not save the pipeline definition due
to FATAL errors: [com.amazon.set1.webservice.ValidationErrorMessage@108d7ea9] Please call
Validate to validate your pipeline"}
```

See Also

For more information about using this API in one of the language-specific AWS SDKs, see the following:

- [AWS Command Line Interface V2](#)
- [AWS SDK for .NET V4](#)
- [AWS SDK for C++](#)
- [AWS SDK for Go v2](#)
- [AWS SDK for Java V2](#)
- [AWS SDK for JavaScript V3](#)
- [AWS SDK for Kotlin](#)
- [AWS SDK for PHP V3](#)
- [AWS SDK for Python](#)
- [AWS SDK for Ruby V3](#)

QueryObjects

Queries the specified pipeline for the names of objects that match the specified set of conditions.

Request Syntax

```
{
  "limit": number,
  "marker": "string",
  "pipelineId": "string",
  "query": {
    "selectors": [
      {
        "fieldName": "string",
        "operator": {
          "type": "string",
          "values": [ "string" ]
        }
      }
    ]
  },
  "sphere": "string"
}
```

Request Parameters

For information about the parameters that are common to all actions, see [Common Parameters](#).

The request accepts the following data in JSON format.

limit

The maximum number of object names that QueryObjects will return in a single call. The default value is 100.

Type: Integer

Required: No

marker

The starting point for the results to be returned. For the first call, this value should be empty. As long as there are more results, continue to call `QueryObjects` with the marker value from the previous call to retrieve the next set of results.

Type: String

Required: No

pipelineId

The ID of the pipeline.

Type: String

Length Constraints: Minimum length of 1. Maximum length of 1024.

Pattern: `[\u0020-\uD7FF\uE000-\uFFFF\uD800\uDC00-\uDBFF\uDFFF\n\t]*`

Required: Yes

query

The query that defines the objects to be returned. The `Query` object can contain a maximum of ten selectors. The conditions in the query are limited to top-level String fields in the object. These filters can be applied to components, instances, and attempts.

Type: [Query](#) object

Required: No

sphere

Indicates whether the query applies to components or instances. The possible values are: `COMPONENT`, `INSTANCE`, and `ATTEMPT`.

Type: String

Required: Yes

Response Syntax

```
{
```

```
"hasMoreResults": boolean,  
"ids": [ "string" ],  
"marker": "string"  
}
```

Response Elements

If the action is successful, the service sends back an HTTP 200 response.

The following data is returned in JSON format by the service.

hasMoreResults

Indicates whether there are more results that can be obtained by a subsequent call.

Type: Boolean

ids

The identifiers that match the query selectors.

Type: Array of strings

Length Constraints: Minimum length of 1. Maximum length of 1024.

Pattern: `[\u0020-\uD7FF\uE000-\uFFFF\uD800\uDC00-\uDBFF\uDFFF\n\t]*`

marker

The starting point for the next page of results. To view the next page of results, call `QueryObjects` again with this marker value. If the value is null, there are no more results.

Type: String

Errors

For information about the errors that are common to all actions, see [Common Errors](#).

InternalServiceError

An internal service error occurred.

message

Description of the error message.

HTTP Status Code: 500

InvalidRequestException

The request was not valid. Verify that your request was properly formatted, that the signature was generated with the correct credentials, and that you haven't exceeded any of the service limits for your account.

message

Description of the error message.

HTTP Status Code: 400

PipelineDeletedException

The specified pipeline has been deleted.

message

Description of the error message.

HTTP Status Code: 400

PipelineNotFoundException

The specified pipeline was not found. Verify that you used the correct user and account identifiers.

message

Description of the error message.


HTTP Status Code: 400

Examples

Example

This example illustrates one usage of QueryObjects.

Sample Request



```
POST / HTTP/1.1
Content-Type: application/x-amz-json-1.1
X-Amz-Target: DataPipeline.QueryObjects
Content-Length: 123
Host: datapipeline.us-east-1.amazonaws.com
X-Amz-Date: Mon, 12 Nov 2012 17:49:52 GMT
Authorization: AuthParams
```

```
{"pipelineId": "df-06372391ZG65EXAMPLE",
  "query":
    {"selectors":
      [
      ]
    },
  "sphere": "INSTANCE",
  "marker": "",
  "limit": 10}
```

Sample Response

```
x-amzn-RequestId: 14d704c1-0775-11e2-af6f-6bc7a6be60d9
Content-Type: application/x-amz-json-1.1
Content-Length: 72
Date: Mon, 12 Nov 2012 17:50:53 GMT

{"hasMoreResults": false,
  "ids":
    ["@SayHello_1_2012-09-25T17:00:00"]
}
```

See Also

For more information about using this API in one of the language-specific AWS SDKs, see the following:

- [AWS Command Line Interface V2](#)
- [AWS SDK for .NET V4](#)

- [AWS SDK for C++](#)
- [AWS SDK for Go v2](#)
- [AWS SDK for Java V2](#)
- [AWS SDK for JavaScript V3](#)
- [AWS SDK for Kotlin](#)
- [AWS SDK for PHP V3](#)
- [AWS SDK for Python](#)
- [AWS SDK for Ruby V3](#)

RemoveTags

Removes existing tags from the specified pipeline.

Request Syntax

```
{
  "pipelineId": "string",
  "tagKeys": [ "string" ]
}
```

Request Parameters

For information about the parameters that are common to all actions, see [Common Parameters](#).

The request accepts the following data in JSON format.

pipelineId

The ID of the pipeline.

Type: String

Length Constraints: Minimum length of 1. Maximum length of 1024.

Pattern: `[\u0020-\uD7FF\uE000-\uFFFF\uD800\uDC00-\uDBFF\uDFFF\n\t]*`

Required: Yes

tagKeys

The keys of the tags to remove.

Type: Array of strings

Required: Yes

Response Elements

If the action is successful, the service sends back an HTTP 200 response with an empty HTTP body.

Errors

For information about the errors that are common to all actions, see [Common Errors](#).

InternalServerError

An internal service error occurred.

message

Description of the error message.

HTTP Status Code: 500

InvalidRequestException

The request was not valid. Verify that your request was properly formatted, that the signature was generated with the correct credentials, and that you haven't exceeded any of the service limits for your account.

message

Description of the error message.

HTTP Status Code: 400

PipelineDeletedException

The specified pipeline has been deleted.

message

Description of the error message.

HTTP Status Code: 400

PipelineNotFoundException

The specified pipeline was not found. Verify that you used the correct user and account identifiers.

message

Description of the error message.

HTTP Status Code: 400

See Also

For more information about using this API in one of the language-specific AWS SDKs, see the following:

- [AWS Command Line Interface V2](#)
- [AWS SDK for .NET V4](#)
- [AWS SDK for C++](#)
- [AWS SDK for Go v2](#)
- [AWS SDK for Java V2](#)
- [AWS SDK for JavaScript V3](#)
- [AWS SDK for Kotlin](#)
- [AWS SDK for PHP V3](#)
- [AWS SDK for Python](#)
- [AWS SDK for Ruby V3](#)

ReportTaskProgress

Task runners call `ReportTaskProgress` when assigned a task to acknowledge that it has the task. If the web service does not receive this acknowledgement within 2 minutes, it assigns the task in a subsequent [PollForTask](#) call. After this initial acknowledgement, the task runner only needs to report progress every 15 minutes to maintain its ownership of the task. You can change this reporting time from 15 minutes by specifying a `reportProgressTimeout` field in your pipeline.

Request Syntax

```
{
  "fields": [
    {
      "key": "string",
      "refValue": "string",
      "stringValue": "string"
    }
  ],
  "taskId": "string"
}
```

Request Parameters

For information about the parameters that are common to all actions, see [Common Parameters](#).

The request accepts the following data in JSON format.

[fields](#)

Key-value pairs that define the properties of the `ReportTaskProgressInput` object.

Type: Array of [Field](#) objects

Required: No

[taskId](#)

The ID of the task assigned to the task runner. This value is provided in the response for [PollForTask](#).

Type: String

Length Constraints: Minimum length of 1. Maximum length of 2048.

Pattern: `[\\u0020-\\uD7FF\\uE000-\\uFFFF\\uD800\\uDC00-\\uDBFF\\uDFFF\\r\\n\\t]*`

Required: Yes

Response Syntax

```
{  
  "anceled": boolean  
}
```

Response Elements

If the action is successful, the service sends back an HTTP 200 response.

The following data is returned in JSON format by the service.

anceled

If true, the calling task runner should cancel processing of the task. The task runner does not need to call [SetTaskStatus](#) for canceled tasks.

Type: Boolean

Errors

For information about the errors that are common to all actions, see [Common Errors](#).

InternalServerError

An internal service error occurred.

message

Description of the error message.

HTTP Status Code: 500

InvalidRequestException

The request was not valid. Verify that your request was properly formatted, that the signature was generated with the correct credentials, and that you haven't exceeded any of the service limits for your account.

message

Description of the error message.

HTTP Status Code: 400

PipelineDeletedException

The specified pipeline has been deleted.

message

Description of the error message.

HTTP Status Code: 400

PipelineNotFoundException

The specified pipeline was not found. Verify that you used the correct user and account identifiers.

message

Description of the error message.

HTTP Status Code: 400

TaskNotFoundException

The specified task was not found.

message

Description of the error message.


HTTP Status Code: 400

Examples

Example

This example illustrates one usage of ReportTaskProgress.

Sample Request



```

POST / HTTP/1.1
Content-Type: application/x-amz-json-1.1
X-Amz-Target: DataPipeline.ReportTaskProgress
Content-Length: 832
Host: datapipeline.us-east-1.amazonaws.com
X-Amz-Date: Mon, 12 Nov 2012 17:49:52 GMT
Authorization: AuthParams

{"taskId": "aaGgHT4LuH0T0Y0oLrJRjas5qH0d8cDPADxqq3tn
+zCWGELkCdV2JprLreXm1oxeP5EFZHFLJ69kjSsLYE0iYHYBYVGBrB+E/pYq7ANEEeGJFnSBMRiXZVA
+8UJ30zcInvXeinqBmBaKwii7hnnKb/
AXjXiNTXyxgydX1KAyg1AxkwBYG4cfPYMZbuEbQJFJvv5C/2+GVXz1w94nKYTeUeepwU0F0uRLS6JVtZoYwpF56E
+Yfk1IcGpF0vCZ01B4Bkuu7x3J+MD/
j6kJgZLAgbCJQtI3eiW3kdGmX0p0I2BdY1ZsX6b4UiSvM30Mj6NEHJCJL4E0ZfitnhCoe24Kvjo6C2hFbZq
+ei/HPgSXBQMSagkr4vS9c0ChzxH2+LNYvec6bY4kymkaZI1dv0zmpa0FcnGf5AjSK4GpsViZ/
ujz6zxFv81qBXzjF0/4M1775rjV1VUdyKaixiA/sJiACNezqZqETidp8d24BDPRhGsj6pBCrnelqGFrk/
gXEXUsJ+XwMifRC8UVwiKekpAvHUyVvk7Ku4jH/
n3i2VoLRP6FXwpUbelu34iiZ9czpXyLtyPKwxa87dlrnRVURwkcVj0t2Mcrcaqe+cbWHvNRhyrPkkdfSF3ac8/
wfgVbXvLEB2k9mKc67aD9rvdc1PKX09Tk8BkklSMTpZ3TRCd4NzQlJKigMe8Jat9+1tKj40le5ZzW6uyTu2s2iFjEV8KXu4
+C6Y41dpf0h288SLDEVx0/
UySlq0Edhba7c6BiPp5r3hKj3mk9lFy50Yp1aoGLeeFmjXveTnPdf2gkWqXXg7AUbJ7jEs1F0lKZQg4szep2gckYAJXgvXL
Ee7wYmyOcAaRpDBoFNSbtoVXar46teIrho+ZDvynUXvU0grHWG0k=:wn3SgymH99bEXAMPLE",
  "fields":
  [
    {"key": "percentComplete",
     "stringValue": "50"}
  ]
}

```

Sample Response

```

x-amzn-RequestId: 640bd023-0775-11e2-af6f-6bc7a6be60d9
Content-Type: application/x-amz-json-1.1
Content-Length: 18
Date: Mon, 12 Nov 2012 17:50:53 GMT

{"canceled": false}

```

See Also

For more information about using this API in one of the language-specific AWS SDKs, see the following:

- [AWS Command Line Interface V2](#)
- [AWS SDK for .NET V4](#)
- [AWS SDK for C++](#)
- [AWS SDK for Go v2](#)
- [AWS SDK for Java V2](#)
- [AWS SDK for JavaScript V3](#)
- [AWS SDK for Kotlin](#)
- [AWS SDK for PHP V3](#)
- [AWS SDK for Python](#)
- [AWS SDK for Ruby V3](#)

Length Constraints: Minimum length of 1. Maximum length of 1024.

Pattern: `[\u0020-\uD7FF\uE000-\uFFFF\uD800\uDC00-\uDBFF\uDFFF\n\t]*`

Required: Yes

workerGroup

The type of task the task runner is configured to accept and process. The worker group is set as a field on objects in the pipeline when they are created. You can only specify a single value for `workerGroup`. There are no wildcard values permitted in `workerGroup`; the string must be an exact, case-sensitive, match.

Type: String

Required: No

Response Syntax

```
{
  "terminate": boolean
}
```

Response Elements

If the action is successful, the service sends back an HTTP 200 response.

The following data is returned in JSON format by the service.

terminate

Indicates whether the calling task runner should terminate.

Type: Boolean

Errors

For information about the errors that are common to all actions, see [Common Errors](#).

InternalServiceError

An internal service error occurred.

message

Description of the error message.

HTTP Status Code: 500

InvalidRequestException

The request was not valid. Verify that your request was properly formatted, that the signature was generated with the correct credentials, and that you haven't exceeded any of the service limits for your account.

message

Description of the error message.

HTTP Status Code: 400

Examples**Example**

This example illustrates one usage of ReportTaskRunnerHeartbeat.

Sample Request

```
POST / HTTP/1.1
Content-Type: application/x-amz-json-1.1
X-Amz-Target: DataPipeline.ReportTaskRunnerHeartbeat
Content-Length: 84
Host: datapipeline.us-east-1.amazonaws.com
X-Amz-Date: Mon, 12 Nov 2012 17:49:52 GMT
Authorization: AuthParams

{"taskrunnerId": "1234567890",
 "workerGroup": "wg-12345",
 "hostname": "example.com"}
```

Sample Response

```
Status:  
x-amzn-RequestId: b3104dc5-0734-11e2-af6f-6bc7a6be60d9  
Content-Type: application/x-amz-json-1.1  
Content-Length: 20  
Date: Mon, 12 Nov 2012 17:50:53 GMT  
  
{"terminate": false}
```

See Also

For more information about using this API in one of the language-specific AWS SDKs, see the following:

- [AWS Command Line Interface V2](#)
- [AWS SDK for .NET V4](#)
- [AWS SDK for C++](#)
- [AWS SDK for Go v2](#)
- [AWS SDK for Java V2](#)
- [AWS SDK for JavaScript V3](#)
- [AWS SDK for Kotlin](#)
- [AWS SDK for PHP V3](#)
- [AWS SDK for Python](#)
- [AWS SDK for Ruby V3](#)

Length Constraints: Minimum length of 1. Maximum length of 1024.

Pattern: `[\u0020-\uD7FF\uE000-\uFFFD\uD800\uDC00-\uDBFF\uDFFF\n\t]*`

Required: Yes

status

The status to be set on all the objects specified in `objectIds`. For components, use PAUSE or RESUME. For instances, use TRY_CANCEL, RERUN, or MARK_FINISHED.

Type: String

Required: Yes

Response Elements

If the action is successful, the service sends back an HTTP 200 response with an empty HTTP body.

Errors

For information about the errors that are common to all actions, see [Common Errors](#).

InternalServerError

An internal service error occurred.

message

Description of the error message.

HTTP Status Code: 500

InvalidRequestException

The request was not valid. Verify that your request was properly formatted, that the signature was generated with the correct credentials, and that you haven't exceeded any of the service limits for your account.

message

Description of the error message.

HTTP Status Code: 400

PipelineDeletedException

The specified pipeline has been deleted.

message

Description of the error message.

HTTP Status Code: 400

PipelineNotFoundException

The specified pipeline was not found. Verify that you used the correct user and account identifiers.

message

Description of the error message.

HTTP Status Code: 400

Examples

Example

This example illustrates one usage of SetStatus.

Sample Request

```
POST / HTTP/1.1
Content-Type: application/x-amz-json-1.1
X-Amz-Target: DataPipeline.SetStatus
Content-Length: 100
Host: datapipeline.us-east-1.amazonaws.com
X-Amz-Date: Mon, 12 Nov 2012 17:49:52 GMT
Authorization: AuthParams
```

```
{"pipelineId": "df-0634701J7KEXAMPLE",
 "objectIds":
  ["o-08600941GHJWMBR9E2"],
 "status": "pause"}
```

Sample Response

```
x-amzn-RequestId: e83b8ab7-076a-11e2-af6f-6bc7a6be60d9
Content-Type: application/x-amz-json-1.1
Content-Length: 0
Date: Mon, 12 Nov 2012 17:50:53 GMT

Unexpected response: 200, OK, undefined
```

See Also

For more information about using this API in one of the language-specific AWS SDKs, see the following:

- [AWS Command Line Interface V2](#)
- [AWS SDK for .NET V4](#)
- [AWS SDK for C++](#)
- [AWS SDK for Go v2](#)
- [AWS SDK for Java V2](#)
- [AWS SDK for JavaScript V3](#)
- [AWS SDK for Kotlin](#)
- [AWS SDK for PHP V3](#)
- [AWS SDK for Python](#)
- [AWS SDK for Ruby V3](#)

SetTaskStatus

Task runners call `SetTaskStatus` to notify AWS Data Pipeline that a task is completed and provide information about the final status. A task runner makes this call regardless of whether the task was successful. A task runner does not need to call `SetTaskStatus` for tasks that are canceled by the web service during a call to [ReportTaskProgress](#).

Request Syntax

```
{
  "errorId": "string",
  "errorMessage": "string",
  "errorStackTrace": "string",
  "taskId": "string",
  "taskStatus": "string"
}
```

Request Parameters

For information about the parameters that are common to all actions, see [Common Parameters](#).

The request accepts the following data in JSON format.

[errorId](#)

If an error occurred during the task, this value specifies the error code. This value is set on the physical attempt object. It is used to display error information to the user. It should not start with string "Service_" which is reserved by the system.

Type: String

Required: No

[errorMessage](#)

If an error occurred during the task, this value specifies a text description of the error. This value is set on the physical attempt object. It is used to display error information to the user. The web service does not parse this value.

Type: String

Required: No

errorStackTrace

If an error occurred during the task, this value specifies the stack trace associated with the error. This value is set on the physical attempt object. It is used to display error information to the user. The web service does not parse this value.

Type: String

Length Constraints: Minimum length of 0. Maximum length of 4095.

Pattern: `[\u0020-\uD7FF\uE000-\uFFFF\uD800\uDC00-\uDBFF\uDFFF\r\n\t]*`

Required: No

taskId

The ID of the task assigned to the task runner. This value is provided in the response for [PollForTask](#).

Type: String

Length Constraints: Minimum length of 1. Maximum length of 2048.

Pattern: `[\u0020-\uD7FF\uE000-\uFFFF\uD800\uDC00-\uDBFF\uDFFF\r\n\t]*`

Required: Yes

taskStatus

If FINISHED, the task successfully completed. If FAILED, the task ended unsuccessfully. Preconditions use false.

Type: String

Valid Values: FINISHED | FAILED | FALSE

Required: Yes

Response Elements

If the action is successful, the service sends back an HTTP 200 response with an empty HTTP body.

Errors

For information about the errors that are common to all actions, see [Common Errors](#).

InternalServerError

An internal service error occurred.

message

Description of the error message.

HTTP Status Code: 500

InvalidRequestException

The request was not valid. Verify that your request was properly formatted, that the signature was generated with the correct credentials, and that you haven't exceeded any of the service limits for your account.

message

Description of the error message.

HTTP Status Code: 400

PipelineDeletedException

The specified pipeline has been deleted.

message

Description of the error message.

HTTP Status Code: 400

PipelineNotFoundException

The specified pipeline was not found. Verify that you used the correct user and account identifiers.

message

Description of the error message.

HTTP Status Code: 400

TaskNotFoundException

The specified task was not found.

message

Description of the error message.

HTTP Status Code: 400

Examples

Example

This example illustrates one usage of SetTaskStatus.

Sample Request

```
POST / HTTP/1.1
Content-Type: application/x-amz-json-1.1
X-Amz-Target: DataPipeline.SetTaskStatus
Content-Length: 847
Host: datapipeline.us-east-1.amazonaws.com
X-Amz-Date: Mon, 12 Nov 2012 17:49:52 GMT
Authorization: AuthParams

{"taskId": "aaGgHT4LuH0T0Y0oLrJRjas5qH0d8cDPADxqq3tn
+zCWGELkCdV2JprLreXm1oxeP5EFZHFLJ69kjSsLYE0iYHYBYVGBrB+E/pYq7ANEEeGJFnSBMRiXZVA
+8UJ30zcInvXeinqBmBaKwii7hnnKb/
AXjXiNTXyxgydX1KAyg1AaxkwBYG4cfPYMZbuEbQJFJvv5C/2+GVXz1w94nKYTeUeepwU0F0uRLS6JVtZoYwpF56E
+Yfk1IcGpF0vCZ01B4Bkuu7x3J+MD/
j6kJgZLAgbCJQtI3eiW3kdGmX0p0I2BdY1ZsX6b4UiSvM30Mj6NEHJCJL4E0ZfitnhCoe24Kvjo6C2hFbZq
+ei/HPgSXBQMSagkr4vS9c0ChzxH2+LNYvec6bY4kymkaZI1dv0zmpa0FcnGf5AjSK4GpsViZ/
ujz6zxFv81qBXzjF0/4M1775rjV1VUdyKaixiA/sJiACNezqZqETidp8d24BDPRhGsj6pBCrnelqGFrk/
gXEXUsJ+XwMifRC8UVwiKekpAvHUyWvk7Ku4jH/
n3i2VoLRP6FXwpUbelu34iiz9czpXyLtyPKwxa87dlrnRVURwkcVj0t2Mcrcaqe+cbWHvNRhyrPkKdfSF3ac8/
wfgVbXvLEB2k9mKc67aD9rvdc1PKX09Tk8BKKlsMTpZ3TRCd4NzQ1JKigMe8Jat9+1tKj40le5ZzW6uyTu2s2iFjEV8KXu4
+C6Y41dpf0h288SLDEVx0/
UySlq0Edhba7c6BiPp5r3hKj3mk91Fy50Yp1aoGLeeFmjXveTnPdf2gkWqXXg7AUbJ7jEs1F01KZQg4szep2gcKyAJXgvXL
Ee7wYmy0cAaRpDBoFNSbtoVXar46teIrpHo+ZDvynUXvU0grHWG0k=:wn3SgymHZM99bEXAMPLE",
"taskStatus": "FINISHED"}
```

Sample Response

```
x-amzn-RequestId: 8c8deb53-0788-11e2-af9c-6bc7a6be6qr8
Content-Type: application/x-amz-json-1.1
Content-Length: 0
Date: Mon, 12 Nov 2012 17:50:53 GMT
```

```
{}
```

See Also

For more information about using this API in one of the language-specific AWS SDKs, see the following:

- [AWS Command Line Interface V2](#)
- [AWS SDK for .NET V4](#)
- [AWS SDK for C++](#)
- [AWS SDK for Go v2](#)
- [AWS SDK for Java V2](#)
- [AWS SDK for JavaScript V3](#)
- [AWS SDK for Kotlin](#)
- [AWS SDK for PHP V3](#)
- [AWS SDK for Python](#)
- [AWS SDK for Ruby V3](#)

ValidatePipelineDefinition

Validates the specified pipeline definition to ensure that it is well formed and can be run without error.

Request Syntax

```
{
  "parameterObjects": [
    {
      "attributes": [
        {
          "key": "string",
          "stringValue": "string"
        }
      ],
      "id": "string"
    }
  ],
  "parameterValues": [
    {
      "id": "string",
      "stringValue": "string"
    }
  ],
  "pipelineId": "string",
  "pipelineObjects": [
    {
      "fields": [
        {
          "key": "string",
          "refValue": "string",
          "stringValue": "string"
        }
      ],
      "id": "string",
      "name": "string"
    }
  ]
}
```

Request Parameters

For information about the parameters that are common to all actions, see [Common Parameters](#).

The request accepts the following data in JSON format.

[parameterObjects](#)

The parameter objects used with the pipeline.

Type: Array of [ParameterObject](#) objects

Required: No

[parameterValues](#)

The parameter values used with the pipeline.

Type: Array of [ParameterValue](#) objects

Required: No

[pipelineId](#)

The ID of the pipeline.

Type: String

Length Constraints: Minimum length of 1. Maximum length of 1024.

Pattern: `[\u0020-\uD7FF\uE000-\uFFFD\uD800\uDC00-\uDBFF\uDFFF\n\t]*`

Required: Yes

[pipelineObjects](#)

The objects that define the pipeline changes to validate against the pipeline.

Type: Array of [PipelineObject](#) objects

Required: Yes

Response Syntax

```
{
```

```
"errored": boolean,
"validationErrors": [
  {
    "errors": [ "string" ],
    "id": "string"
  }
],
"validationWarnings": [
  {
    "id": "string",
    "warnings": [ "string" ]
  }
]
}
```

Response Elements

If the action is successful, the service sends back an HTTP 200 response.

The following data is returned in JSON format by the service.

errored

Indicates whether there were validation errors.

Type: Boolean

validationErrors

Any validation errors that were found.

Type: Array of [ValidationError](#) objects

validationWarnings

Any validation warnings that were found.

Type: Array of [ValidationWarning](#) objects

Errors

For information about the errors that are common to all actions, see [Common Errors](#).

InternalServiceError

An internal service error occurred.

message

Description of the error message.

HTTP Status Code: 500

InvalidRequestException

The request was not valid. Verify that your request was properly formatted, that the signature was generated with the correct credentials, and that you haven't exceeded any of the service limits for your account.

message

Description of the error message.

HTTP Status Code: 400

PipelineDeletedException

The specified pipeline has been deleted.

message

Description of the error message.

HTTP Status Code: 400

PipelineNotFoundException

The specified pipeline was not found. Verify that you used the correct user and account identifiers.

message

Description of the error message.

HTTP Status Code: 400

Examples

Example 1

This example sets a valid pipeline configuration and returns success.

Sample Request

```
POST / HTTP/1.1
Content-Type: application/x-amz-json-1.1
X-Amz-Target: DataPipeline.ValidatePipelineDefinition
Content-Length: 936
Host: datapipeline.us-east-1.amazonaws.com
X-Amz-Date: Mon, 12 Nov 2012 17:49:52 GMT
Authorization: AuthParams
```

```
{"pipelineId": "df-06372391ZG65EXAMPLE",
 "pipelineObjects":
  [
    {"id": "Default",
     "name": "Default",
     "fields":
      [
        {"key": "workerGroup",
         "stringValue": "MyworkerGroup"}
      ]
    },
    {"id": "Schedule",
     "name": "Schedule",
     "fields":
      [
        {"key": "startDateTime",
         "stringValue": "2012-09-25T17:00:00"},
        {"key": "type",
         "stringValue": "Schedule"},
        {"key": "period",
         "stringValue": "1 hour"},
        {"key": "endDateTime",
         "stringValue": "2012-09-25T18:00:00"}
      ]
    },
    {"id": "SayHello",
     "name": "SayHello",
     "fields":
      [
        {"key": "type",
         "stringValue": "ShellCommandActivity"},
        {"key": "command",
```

```
        "stringValue": "echo hello"},
    {"key": "parent",
     "refValue": "Default"},
    {"key": "schedule",
     "refValue": "Schedule"}
  ]
}
]
```

Sample Response

```
x-amzn-RequestId: 92c9f347-0776-11e2-8a14-21bb8a1f50ef
Content-Type: application/x-amz-json-1.1
Content-Length: 18
Date: Mon, 12 Nov 2012 17:50:53 GMT

{"errored": false}
```

Example 2

This example sets an invalid pipeline configuration and returns the associated set of validation errors.

Sample Request

```
POST / HTTP/1.1
Content-Type: application/x-amz-json-1.1
X-Amz-Target: DataPipeline.ValidatePipelineDefinition
Content-Length: 903
Host: datapipeline.us-east-1.amazonaws.com
X-Amz-Date: Mon, 12 Nov 2012 17:49:52 GMT
Authorization: AuthParams
```

```
{
  "pipelineId": "df-06372391ZG65EXAMPLE",
  "pipelineObjects":
  [
    {
      "id": "Default",
      "name": "Default",
      "fields":
      [
        {
          "key": "workerGroup",
          "stringValue": "MyworkerGroup"
        }
      ]
    },
    {
      "id": "Schedule",
      "name": "Schedule",
      "fields":
      [
        {
          "key": "startDateTime",
          "stringValue": "bad-time"
        },
        {
          "key": "type",
          "stringValue": "Schedule"
        },
        {
          "key": "period",
          "stringValue": "1 hour"
        },
        {
          "key": "endDateTime",
          "stringValue": "2012-09-25T18:00:00"
        }
      ]
    },
    {
      "id": "SayHello",
      "name": "SayHello",
      "fields":
      [
        {
          "key": "type",
          "stringValue": "ShellCommandActivity"
        },
        {
          "key": "command",
          "stringValue": "echo hello"
        },
        {
          "key": "parent",
          "refValue": "Default"
        },
        {
          "key": "schedule",
          "refValue": "Schedule"
        }
      ]
    }
  ]
}
```

Sample Response

```
x-amzn-RequestId: 496a1f5a-0e6a-11e2-a61c-bd6312c92ddd
Content-Type: application/x-amz-json-1.1
Content-Length: 278
Date: Mon, 12 Nov 2012 17:50:53 GMT

{"errored": true,
 "validationErrors":
  [
    {"errors":
      ["INVALID_FIELD_VALUE: 'startDateTime' value must be a literal datetime
value."],
      "id": "Schedule"}
  ]
}
```

See Also

For more information about using this API in one of the language-specific AWS SDKs, see the following:

- [AWS Command Line Interface V2](#)
- [AWS SDK for .NET V4](#)
- [AWS SDK for C++](#)
- [AWS SDK for Go v2](#)
- [AWS SDK for Java V2](#)
- [AWS SDK for JavaScript V3](#)
- [AWS SDK for Kotlin](#)
- [AWS SDK for PHP V3](#)
- [AWS SDK for Python](#)
- [AWS SDK for Ruby V3](#)

Data Types

The AWS Data Pipeline API contains several data types that various actions use. This section describes each data type in detail.

Note

The order of each element in a data type structure is not guaranteed. Applications should not assume a particular order.

The following data types are supported:

- [Field](#)
- [InstanceIdentity](#)
- [Operator](#)
- [ParameterAttribute](#)
- [ParameterObject](#)
- [ParameterValue](#)
- [PipelineDescription](#)
- [PipelineIdName](#)
- [PipelineObject](#)
- [Query](#)
- [Selector](#)
- [Tag](#)
- [TaskObject](#)
- [ValidationError](#)
- [ValidationWarning](#)

Field

A key-value pair that describes a property of a pipeline object. The value is specified as either a string value (`StringValue`) or a reference to another object (`RefValue`) but not as both.

Contents

key

The field identifier.

Type: String

Length Constraints: Minimum length of 1. Maximum length of 256.

Pattern: `[\u0020-\uD7FF\uE000-\uFFFF\uD800\uDC00-\uDBFF\uDFFF\r\n\t]*`

Required: Yes

refValue

The field value, expressed as the identifier of another object.

Type: String

Length Constraints: Minimum length of 1. Maximum length of 256.

Pattern: `[\u0020-\uD7FF\uE000-\uFFFF\uD800\uDC00-\uDBFF\uDFFF\r\n\t]*`

Required: No

stringValue

The field value, expressed as a String.

Type: String

Length Constraints: Minimum length of 0. Maximum length of 10240.

Pattern: `[\u0020-\uD7FF\uE000-\uFFFF\uD800\uDC00-\uDBFF\uDFFF\r\n\t]*`

Required: No

See Also

For more information about using this API in one of the language-specific AWS SDKs, see the following:

- [AWS SDK for C++](#)
- [AWS SDK for Java V2](#)
- [AWS SDK for Ruby V3](#)

InstanceIdentity

Identity information for the EC2 instance that is hosting the task runner. You can get this value by calling a metadata URI from the EC2 instance. For more information, see [Instance Metadata](#) in the *Amazon Elastic Compute Cloud User Guide*. Passing in this value proves that your task runner is running on an EC2 instance, and ensures the proper AWS Data Pipeline service charges are applied to your pipeline.

Contents

document

A description of an EC2 instance that is generated when the instance is launched and exposed to the instance metadata service in the form of a JSON representation of an object.

Type: String

Required: No

signature

A signature which can be used to verify the accuracy and authenticity of the information provided in the instance identity document.

Type: String

Required: No

See Also

For more information about using this API in one of the language-specific AWS SDKs, see the following:

- [AWS SDK for C++](#)
- [AWS SDK for Java V2](#)
- [AWS SDK for Ruby V3](#)

Operator

Contains a logical operation for comparing the value of a field with a specified value.

Contents

type

The logical operation to be performed: equal (EQ), equal reference (REF_EQ), less than or equal (LE), greater than or equal (GE), or between (BETWEEN). Equal reference (REF_EQ) can be used only with reference fields. The other comparison types can be used only with String fields. The comparison types you can use apply only to certain object fields, as detailed below.

The comparison operators EQ and REF_EQ act on the following fields:

- name
- @sphere
- parent
- @componentParent
- @instanceParent
- @status
- @scheduledStartTime
- @scheduledEndTime
- @actualStartTime
- @actualEndTime

The comparison operators GE, LE, and BETWEEN act on the following fields:

- @scheduledStartTime
- @scheduledEndTime
- @actualStartTime
- @actualEndTime

Note that fields beginning with the at sign (@) are read-only and set by the web service. When you name fields, you should choose names containing only alpha-numeric values, as symbols may be reserved by AWS Data Pipeline. User-defined fields that you add to a pipeline should prefix their name with the string "my".

Type: String

Valid Values: EQ | REF_EQ | LE | GE | BETWEEN

Required: No

values

The value that the actual field value will be compared with.

Type: Array of strings

Required: No

See Also

For more information about using this API in one of the language-specific AWS SDKs, see the following:

- [AWS SDK for C++](#)
- [AWS SDK for Java V2](#)
- [AWS SDK for Ruby V3](#)

ParameterAttribute

The attributes allowed or specified with a parameter object.

Contents

key

The field identifier.

Type: String

Length Constraints: Minimum length of 1. Maximum length of 256.

Pattern: `[\u0020-\uD7FF\uE000-\uFFFD\uD800\uDC00-\uDBFF\uDFFF\r\n\t]*`

Required: Yes

stringValue

The field value, expressed as a String.

Type: String

Length Constraints: Minimum length of 0. Maximum length of 10240.

Pattern: `[\u0020-\uD7FF\uE000-\uFFFD\uD800\uDC00-\uDBFF\uDFFF\r\n\t]*`

Required: Yes

See Also

For more information about using this API in one of the language-specific AWS SDKs, see the following:

- [AWS SDK for C++](#)
- [AWS SDK for Java V2](#)
- [AWS SDK for Ruby V3](#)

ParameterValue

A value or list of parameter values.

Contents

id

The ID of the parameter value.

Type: String

Length Constraints: Minimum length of 1. Maximum length of 256.

Pattern: `[\u0020-\uD7FF\uE000-\uFFFD\uD800\uDC00-\uDBFF\uDFFF\r\n\t]*`

Required: Yes

stringValue

The field value, expressed as a String.

Type: String

Length Constraints: Minimum length of 0. Maximum length of 10240.

Pattern: `[\u0020-\uD7FF\uE000-\uFFFD\uD800\uDC00-\uDBFF\uDFFF\r\n\t]*`

Required: Yes

See Also

For more information about using this API in one of the language-specific AWS SDKs, see the following:

- [AWS SDK for C++](#)
- [AWS SDK for Java V2](#)
- [AWS SDK for Ruby V3](#)

PipelineDescription

Contains pipeline metadata.

Contents

fields

A list of read-only fields that contain metadata about the pipeline: @userId, @accountId, and @pipelineState.

Type: Array of [Field](#) objects

Required: Yes

name

The name of the pipeline.

Type: String

Length Constraints: Minimum length of 1. Maximum length of 1024.

Pattern: `[\u0020-\uD7FF\uE000-\uFFFF\uD800\uDC00-\uDBFF\uDFFF\n\t]*`

Required: Yes

pipelineId

The pipeline identifier that was assigned by AWS Data Pipeline. This is a string of the form df-297EG78HU43EEXAMPLE.

Type: String

Length Constraints: Minimum length of 1. Maximum length of 1024.

Pattern: `[\u0020-\uD7FF\uE000-\uFFFF\uD800\uDC00-\uDBFF\uDFFF\n\t]*`

Required: Yes

description

Description of the pipeline.

Type: String

Required: No

tags

A list of tags to associated with a pipeline. Tags let you control access to pipelines. For more information, see [Controlling User Access to Pipelines](#) in the *AWS Data Pipeline Developer Guide*.

Type: Array of [Tag](#) objects

Array Members: Minimum number of 0 items. Maximum number of 10 items.

Required: No

See Also

For more information about using this API in one of the language-specific AWS SDKs, see the following:

- [AWS SDK for C++](#)
- [AWS SDK for Java V2](#)
- [AWS SDK for Ruby V3](#)

PipelineIdName

Contains the name and identifier of a pipeline.

Contents

id

The ID of the pipeline that was assigned by AWS Data Pipeline. This is a string of the form `df-297EG78HU43EEXAMPLE`.

Type: String

Length Constraints: Minimum length of 1. Maximum length of 1024.

Pattern: `[\u0020-\uD7FF\uE000-\uFFFD\uD800\uDC00-\uDBFF\uDFFF\n\t]*`

Required: No

name

The name of the pipeline.

Type: String

Length Constraints: Minimum length of 1. Maximum length of 1024.

Pattern: `[\u0020-\uD7FF\uE000-\uFFFD\uD800\uDC00-\uDBFF\uDFFF\n\t]*`

Required: No

See Also

For more information about using this API in one of the language-specific AWS SDKs, see the following:

- [AWS SDK for C++](#)
- [AWS SDK for Java V2](#)
- [AWS SDK for Ruby V3](#)

PipelineObject

Contains information about a pipeline object. This can be a logical, physical, or physical attempt pipeline object. The complete set of components of a pipeline defines the pipeline.

Contents

fields

Key-value pairs that define the properties of the object.

Type: Array of [Field](#) objects

Required: Yes

id

The ID of the object.

Type: String

Length Constraints: Minimum length of 1. Maximum length of 1024.

Pattern: `[\u0020-\uD7FF\uE000-\uFFFF\uD800\uDC00-\uDBFF\uDFFF\n\t]*`

Required: Yes

name

The name of the object.

Type: String

Length Constraints: Minimum length of 1. Maximum length of 1024.

Pattern: `[\u0020-\uD7FF\uE000-\uFFFF\uD800\uDC00-\uDBFF\uDFFF\n\t]*`

Required: Yes

See Also

For more information about using this API in one of the language-specific AWS SDKs, see the following:

- [AWS SDK for C++](#)
- [AWS SDK for Java V2](#)
- [AWS SDK for Ruby V3](#)

Query

Defines the query to run against an object.

Contents

selectors

List of selectors that define the query. An object must satisfy all of the selectors to match the query.

Type: Array of [Selector](#) objects

Required: No

See Also

For more information about using this API in one of the language-specific AWS SDKs, see the following:

- [AWS SDK for C++](#)
- [AWS SDK for Java V2](#)
- [AWS SDK for Ruby V3](#)

Selector

A comparison that is used to determine whether a query should return this object.

Contents

fieldName

The name of the field that the operator will be applied to. The field name is the "key" portion of the field definition in the pipeline definition syntax that is used by the AWS Data Pipeline API. If the field is not set on the object, the condition fails.

Type: String

Required: No

operator

Contains a logical operation for comparing the value of a field with a specified value.

Type: [Operator](#) object

Required: No

See Also

For more information about using this API in one of the language-specific AWS SDKs, see the following:

- [AWS SDK for C++](#)
- [AWS SDK for Java V2](#)
- [AWS SDK for Ruby V3](#)

Tag

Tags are key/value pairs defined by a user and associated with a pipeline to control access. AWS Data Pipeline allows you to associate ten tags per pipeline. For more information, see [Controlling User Access to Pipelines](#) in the *AWS Data Pipeline Developer Guide*.

Contents

key

The key name of a tag defined by a user. For more information, see [Controlling User Access to Pipelines](#) in the *AWS Data Pipeline Developer Guide*.

Type: String

Length Constraints: Minimum length of 1. Maximum length of 128.

Required: Yes

value

The optional value portion of a tag defined by a user. For more information, see [Controlling User Access to Pipelines](#) in the *AWS Data Pipeline Developer Guide*.

Type: String

Length Constraints: Minimum length of 0. Maximum length of 256.

Required: Yes

See Also

For more information about using this API in one of the language-specific AWS SDKs, see the following:

- [AWS SDK for C++](#)
- [AWS SDK for Java V2](#)
- [AWS SDK for Ruby V3](#)

TaskObject

Contains information about a pipeline task that is assigned to a task runner.

Contents

attemptId

The ID of the pipeline task attempt object. AWS Data Pipeline uses this value to track how many times a task is attempted.

Type: String

Length Constraints: Minimum length of 1. Maximum length of 1024.

Pattern: `[\u0020-\uD7FF\uE000-\uFFFD\uD800\uDC00-\uDBFF\uDFFF\n\t]*`

Required: No

objects

Connection information for the location where the task runner will publish the output of the task.

Type: String to [PipelineObject](#) object map

Key Length Constraints: Minimum length of 1. Maximum length of 1024.

Key Pattern: `[\u0020-\uD7FF\uE000-\uFFFD\uD800\uDC00-\uDBFF\uDFFF\n\t]*`

Required: No

pipelineId

The ID of the pipeline that provided the task.

Type: String

Length Constraints: Minimum length of 1. Maximum length of 1024.

Pattern: `[\u0020-\uD7FF\uE000-\uFFFD\uD800\uDC00-\uDBFF\uDFFF\n\t]*`

Required: No

taskId

An internal identifier for the task. This ID is passed to the [SetTaskStatus](#) and [ReportTaskProgress](#) actions.

Type: String

Length Constraints: Minimum length of 1. Maximum length of 2048.

Pattern: `[\u0020-\uD7FF\uE000-\uFFFF\uD800\uDC00-\uDBFF\uDFFF\r\n\t]*`

Required: No

See Also

For more information about using this API in one of the language-specific AWS SDKs, see the following:

- [AWS SDK for C++](#)
- [AWS SDK for Java V2](#)
- [AWS SDK for Ruby V3](#)

ValidationError

Defines a validation error. Validation errors prevent pipeline activation. The set of validation errors that can be returned are defined by AWS Data Pipeline.

Contents

errors

A description of the validation error.

Type: Array of strings

Length Constraints: Minimum length of 0. Maximum length of 10000.

Pattern: `[\u0020-\uD7FF\uE000-\uFFFD\uD800\uDC00-\uDBFF\uDFFF\r\n\t]*`

Required: No

id

The identifier of the object that contains the validation error.

Type: String

Length Constraints: Minimum length of 1. Maximum length of 1024.

Pattern: `[\u0020-\uD7FF\uE000-\uFFFD\uD800\uDC00-\uDBFF\uDFFF\n\t]*`

Required: No

See Also

For more information about using this API in one of the language-specific AWS SDKs, see the following:

- [AWS SDK for C++](#)
- [AWS SDK for Java V2](#)
- [AWS SDK for Ruby V3](#)

ValidationWarning

Defines a validation warning. Validation warnings do not prevent pipeline activation. The set of validation warnings that can be returned are defined by AWS Data Pipeline.

Contents

id

The identifier of the object that contains the validation warning.

Type: String

Length Constraints: Minimum length of 1. Maximum length of 1024.

Pattern: `[\u0020-\uD7FF\uE000-\uFFFD\uD800\uDC00-\uDBFF\uDFFF\n\t]*`

Required: No

warnings

A description of the validation warning.

Type: Array of strings

Length Constraints: Minimum length of 0. Maximum length of 10000.

Pattern: `[\u0020-\uD7FF\uE000-\uFFFD\uD800\uDC00-\uDBFF\uDFFF\r\n\t]*`

Required: No

See Also

For more information about using this API in one of the language-specific AWS SDKs, see the following:

- [AWS SDK for C++](#)
- [AWS SDK for Java V2](#)
- [AWS SDK for Ruby V3](#)

Common Parameters

The following list contains the parameters that all actions use for signing Signature Version 4 requests with a query string. Any action-specific parameters are listed in the topic for that action. For more information about Signature Version 4, see [Signing AWS API requests](#) in the *IAM User Guide*.

Action

The action to be performed.

Type: string

Required: Yes

Version

The API version that the request is written for, expressed in the format YYYY-MM-DD.

Type: string

Required: Yes

X-Amz-Algorithm

The hash algorithm that you used to create the request signature.

Condition: Specify this parameter when you include authentication information in a query string instead of in the HTTP authorization header.

Type: string

Valid Values: AWS4-HMAC-SHA256

Required: Conditional

X-Amz-Credential

The credential scope value, which is a string that includes your access key, the date, the region you are targeting, the service you are requesting, and a termination string ("aws4_request"). The value is expressed in the following format: *access_key/YYYYMMDD/region/service/aws4_request*.

For more information, see [Create a signed AWS API request](#) in the *IAM User Guide*.

Condition: Specify this parameter when you include authentication information in a query string instead of in the HTTP authorization header.

Type: string

Required: Conditional

X-Amz-Date

The date that is used to create the signature. The format must be ISO 8601 basic format (YYYYMMDD'T'HHMMSS'Z'). For example, the following date time is a valid X-Amz-Date value: 20120325T120000Z.

Condition: X-Amz-Date is optional for all requests; it can be used to override the date used for signing requests. If the Date header is specified in the ISO 8601 basic format, X-Amz-Date is not required. When X-Amz-Date is used, it always overrides the value of the Date header. For more information, see [Elements of an AWS API request signature](#) in the *IAM User Guide*.

Type: string

Required: Conditional

X-Amz-Security-Token

The temporary security token that was obtained through a call to AWS Security Token Service (AWS STS). For a list of services that support temporary security credentials from AWS STS, see [AWS services that work with IAM](#) in the *IAM User Guide*.

Condition: If you're using temporary security credentials from AWS STS, you must include the security token.

Type: string

Required: Conditional

X-Amz-Signature

Specifies the hex-encoded signature that was calculated from the string to sign and the derived signing key.

Condition: Specify this parameter when you include authentication information in a query string instead of in the HTTP authorization header.

Type: string

Required: Conditional

X-Amz-SignedHeaders

Specifies all the HTTP headers that were included as part of the canonical request. For more information about specifying signed headers, see [Create a signed AWS API request](#) in the *IAM User Guide*.

Condition: Specify this parameter when you include authentication information in a query string instead of in the HTTP authorization header.

Type: string

Required: Conditional

Common Errors

This section lists the errors common to the API actions of all AWS services. For errors specific to an API action for this service, see the topic for that API action.

AccessDeniedException

You do not have sufficient access to perform this action.

HTTP Status Code: 400

IncompleteSignature

The request signature does not conform to AWS standards.

HTTP Status Code: 400

InternalFailure

The request processing has failed because of an unknown error, exception or failure.

HTTP Status Code: 500

InvalidAction

The action or operation requested is invalid. Verify that the action is typed correctly.

HTTP Status Code: 400

InvalidClientTokenId

The X.509 certificate or AWS access key ID provided does not exist in our records.

HTTP Status Code: 403

NotAuthorized

You do not have permission to perform this action.

HTTP Status Code: 400

OptInRequired

The AWS access key ID needs a subscription for the service.

HTTP Status Code: 403

RequestExpired

The request reached the service more than 15 minutes after the date stamp on the request or more than 15 minutes after the request expiration date (such as for pre-signed URLs), or the date stamp on the request is more than 15 minutes in the future.

HTTP Status Code: 400

ServiceUnavailable

The request has failed due to a temporary failure of the server.

HTTP Status Code: 503

ThrottlingException

The request was denied due to request throttling.

HTTP Status Code: 400

ValidationError

The input fails to satisfy the constraints specified by an AWS service.

HTTP Status Code: 400