



Implementation Guide

# Cognito User Profiles Export Reference Architecture



# Cognito User Profiles Export Reference Architecture: Implementation Guide

Copyright © 2024 Amazon Web Services, Inc. and/or its affiliates. All rights reserved.

Amazon's trademarks and trade dress may not be used in connection with any product or service that is not Amazon's, in any manner that is likely to cause confusion among customers, or in any manner that disparages or discredits Amazon. All other trademarks not owned by Amazon are the property of their respective owners, who may or may not be affiliated with, connected to, or sponsored by Amazon.

# Table of Contents

<b>Solution-overview</b> .....	<b>1</b>
Limitations .....	2
Cost .....	2
Architecture overview .....	3
<b>Solution components</b> .....	<b>8</b>
Export workflow .....	8
Backup table .....	8
Import workflow .....	9
Limitations .....	10
Passwords .....	10
Multi-factor authentication .....	10
Cognito sub attribute .....	10
Federated users .....	10
Cognito advanced security features .....	10
Username attributes .....	11
Group roles .....	11
Tracked devices .....	11
<b>Design considerations</b> .....	<b>12</b>
One-way scheduled export .....	12
Solution configuration .....	12
Export frequency .....	12
Cognito transactions per second (TPS) .....	12
<b>AWS CloudFormation template</b> .....	<b>15</b>
<b>Automated deployment</b> .....	<b>16</b>
Launch the stack .....	16
<b>Security</b> .....	<b>19</b>
IAM roles .....	19
<b>Additional resources</b> .....	<b>20</b>
<b>StackSets</b> .....	<b>21</b>
<b>Uninstall the solution</b> .....	<b>22</b>
Using the AWS Management Console .....	22
Using AWS Command Line Interface .....	22
Deleting the Amazon S3 buckets .....	22
Deleting the DynamoDB table .....	23

---

<b>Source code</b> .....	<b>24</b>
<b>Reference</b> .....	<b>25</b>
Operational metrics .....	25
<b>Revisions</b> .....	<b>27</b>
<b>Notices</b> .....	<b>28</b>

# Build a framework for exporting user profile and group information from your Amazon Cognito user pools

Publication date: August 2020 ([last update](#): August 2024)

## Important

Cognito User Profiles Export Reference Architecture is being retired in March 2025. The Solution will no longer be supported from March 1, 2025. You can find other AWS Solutions in the [AWS Solutions Library](#).

This implementation guide discusses architectural considerations and configuration steps for deploying the Cognito User Profiles Export Reference Architecture solution in the Amazon Web Services (AWS) Cloud. It includes a link to an [AWS CloudFormation](#) template that launches and configures the AWS services required to deploy this solution using AWS best practices for security and availability.

The guide is intended for IT infrastructure architects, administrators, and DevOps professionals who have practical experience architecting in the AWS Cloud.

Many Amazon Web Services (AWS) customers use [Amazon Cognito user pools](#) to provide a scalable and secure user directory for their applications. [Amazon Cognito](#) customers often need to export their users to facilitate more complex user queries, or to provide resiliency in case of regional failure or accidental deletion of their users. To assist with this, AWS offers the Cognito User Profiles Export Reference Architecture solution. This solution is designed to provide a framework for exporting user profile and group information from your user pool, allowing you to focus on extending this solution's functionality rather than managing the underlying infrastructure operation.

This solution uses an `ExportWorkflow` [AWS Step Functions](#) workflow to periodically export user profiles, groups, and group membership details from your user pool to an [Amazon DynamoDB global table](#) with automatic, asynchronous replication to a backup Region for added resiliency.

This solution's `ImportWorkflow` Step Functions workflow can be used to populate a new, empty user pool with data from the global table, allowing you to easily recover user profiles, groups, and group memberships. The `ImportWorkflow` Step Functions workflow can be run in either the primary or backup Region.

Customers interested in using this solution for both backup and recovery should be comfortable with a Recovery Time Objective (RTO) measured in hours rather than minutes since the solution requires the `ImportWorkflow Step Functions` workflow to run in a recovery scenario. Refer to [Cognito transactions per second \(TPS\)](#) for performance benchmarks for different sized user pools.

The Recovery point objective (RPO) is determined by the time the `ExportWorkflow Step Functions` workflow runs in the primary Region. You will lose any updates made after the last `ExportWorkflow Step Functions` workflow run.

## Limitations

Customers interested in using this solution should be aware that it does not export sensitive information, such as user passwords; that user pools with multi-factor authentication (MFA) enabled are not supported; and that advanced security features are not supported. For a full list of limitations, refer to [Limitations](#) in the Solution components section.

## Cost

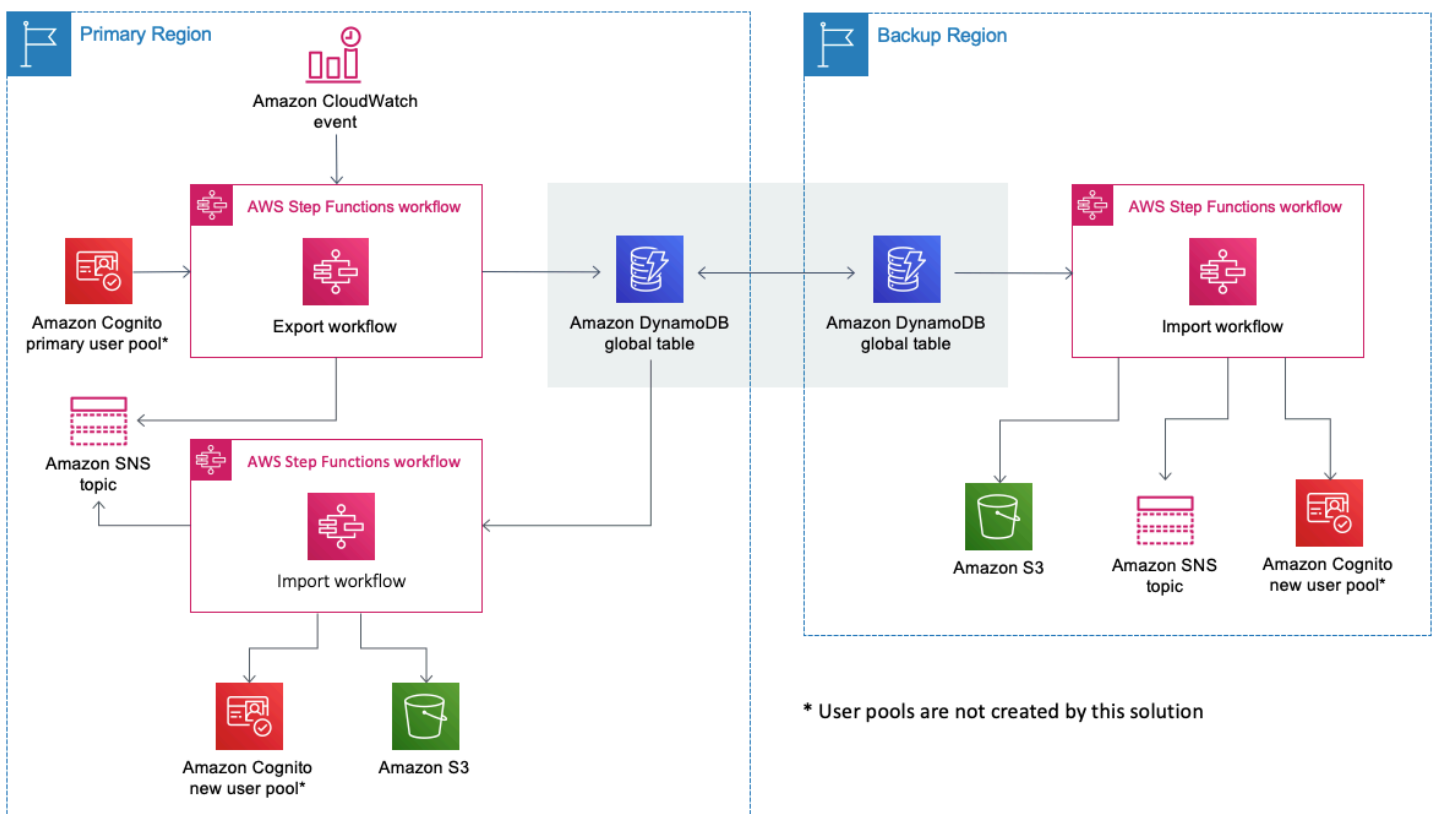
You are responsible for the cost of the AWS services used while running this solution. As of this revision, the cost for running this solution in the North Virginia Region with the Tokyo Region as backup is approximately **\$90.00 per month** for a user pool of 500,000 users (where each user is a member of one group) and a daily export frequency. Prices are subject to change. For full details, see the pricing webpage for each AWS service you will be using in this solution.

AWS Service	Total cost
Amazon DynamoDB	\$86.00
Amazon Step Functions	\$1.00
Amazon Simple Queue Service (Amazon SQS)	\$1.00
Amazon Simple Notification Service (Amazon SNS)	\$1.00
AWS Lambda	\$1.00

**IMPORTANT:** When the `ImportWorkflow` Step Functions workflow is run, it will create new users with the same profiles and group memberships in a new, empty user pool that you create. These new users will be treated by Cognito as additional monthly active users (MAU) when they are initially created by the solution. Therefore, your Cognito cost could rise significantly during any month in which you run the `ImportWorkflow` Step Functions workflow. Refer to [Cognito's Pricing Page](#) for more details on how Cognito MAUs are priced.

## Architecture overview

Deploying this solution with the default parameters builds the following environment in the AWS Cloud.



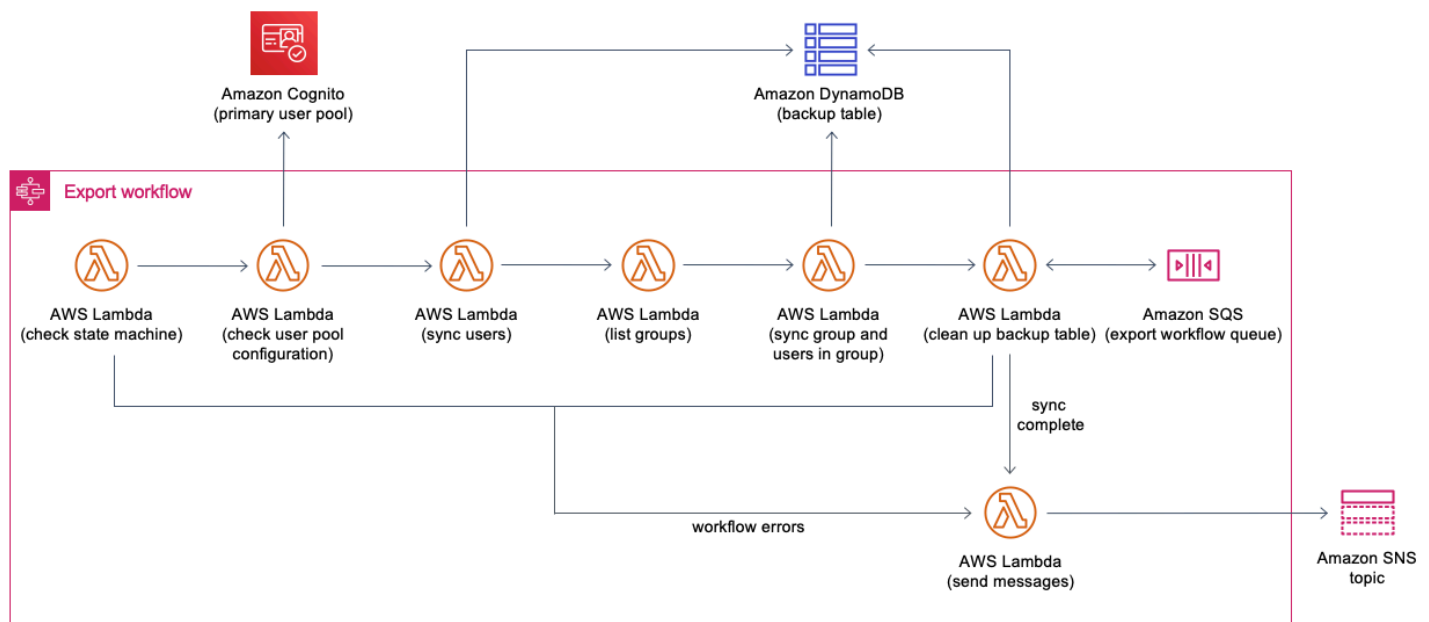
### Cognito User Profiles Export Reference Architecture architecture on AWS

The Cognito User Profiles Export Reference Architecture solution automatically deploys an architecture that periodically exports user profiles, groups, and group memberships from an Amazon Cognito user pool in a primary AWS Region to an Amazon DynamoDB global table in the same Region. The use of a global table allows DynamoDB to asynchronously replicate all updates to a backup Region for added resiliency. In the primary Region, a scheduled [Amazon CloudWatch Events](#) triggers the `ExportWorkflow` Step Functions workflow that interrogates the primary

Amazon Cognito user pool and stores user profiles, groups, and group membership information in the global table. DynamoDB then asynchronously replicates all data to the backup Region.

This solution's `ImportWorkflow` Step Functions workflow is used to populate a new, empty Amazon Cognito user pool with data from the global table, allowing you to easily recover user profiles, groups, and group memberships. The `ImportWorkflow` Step Functions workflow can be run in either the primary or backup Region.

**Note:** This solution does not create Amazon Cognito user pools on your behalf. When launching the solution, you must supply the ID for the primary user pool. When running the `ImportWorkflow` Step Functions workflow, you must supply the ID of the new user pool. Refer to [Import workflow](#) for more details.



### Cognito User Profiles Export Reference Architecture export workflow

When `ExportWorkflow` Step Functions workflow initially runs, the `CheckStateMachine` [AWS Lambda](#) function ensures that the current run of the `ExportWorkflow` Step Functions workflow is the only one active. If it is found that the `ExportWorkflow` Step Functions workflow is already running, the current run is halted.

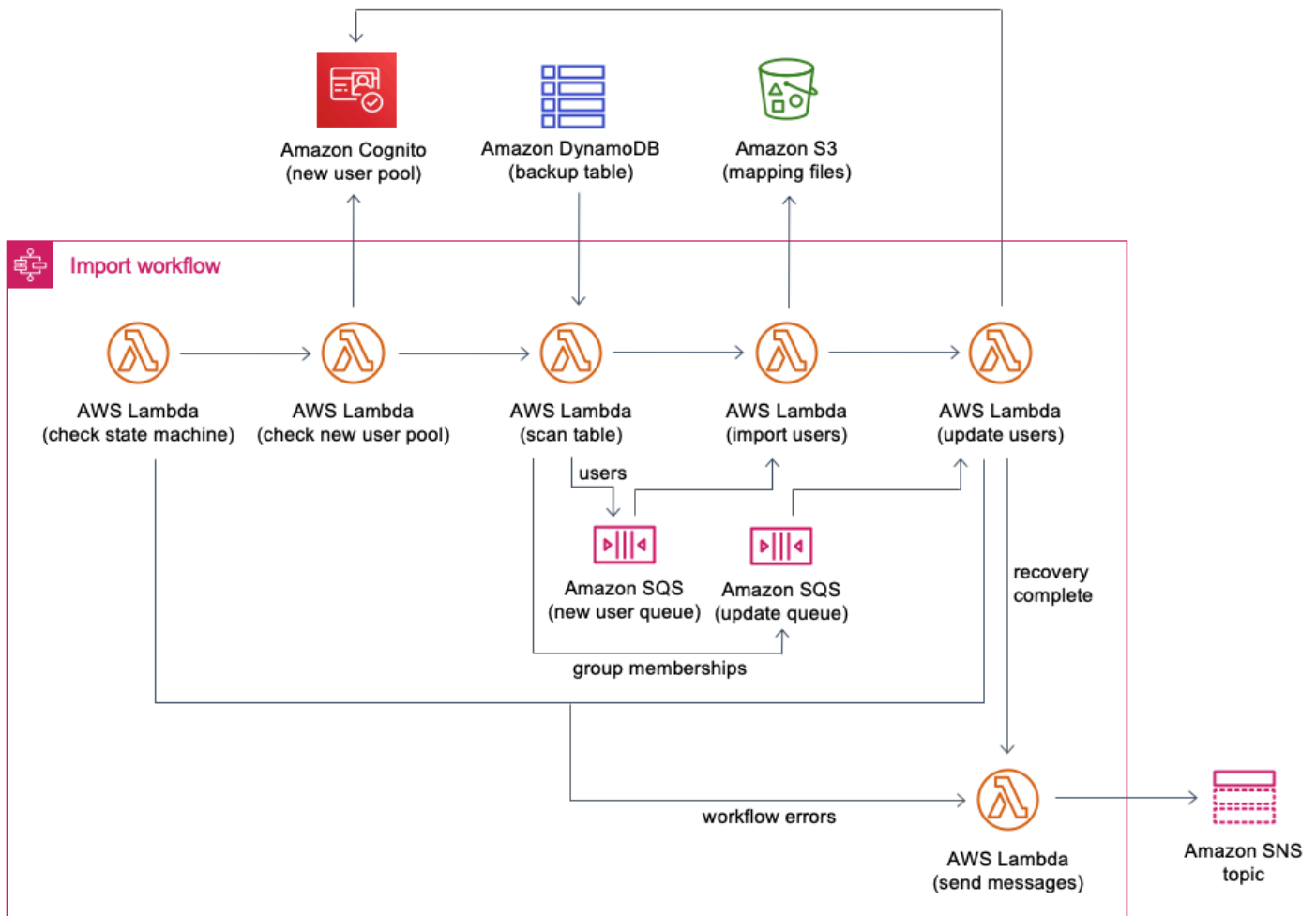
The `CheckUserPoolConfig` Lambda function analyzes the primary Amazon Cognito user pool and confirms that its configuration is supported by the solution. If an unsupported user pool configuration is detected, the `ExportWorkflow` Step Functions workflow is halted.



The SyncUsers Lambda function calls the [ListUsers API](#) for the primary user pool. Each user is exported to the solution's backup table (BackupTable DynamoDB global table). After users are exported, the ListGroups Lambda function calls the [ListGroups API](#) for the primary user pool. The SyncGroup Lambda function places a record in the BackupTable DynamoDB table for each group and the SyncUsersInGroup Lambda function uses the [ListUsersInGroup API](#) to retrieve the users in that group and sync group memberships to the BackupTable DynamoDB table.

When the data has been synced to the BackupTable DynamoDB table, the BackupTableCleanup Lambda function checks the BackupTable DynamoDB table for any items that were not updated in the current ExportWorkflow Step Functions workflow run. These items are added to the ImportWorkflow Step Functions workflow's [Amazon Simple Queue Service](#) (Amazon SQS) queue. After the BackupTable DynamoDB table is checked, the BackupTableCleanup Lambda function drains the SQS queue and removes these items from the BackupTable DynamoDB table.

When the ExportWorkflow Step Functions workflow is complete, the MessageBroker Lambda function sends a completion message to the solution's [Amazon Simple Notification Service](#) (Amazon SNS) topic. If the workflow's Lambda functions generate any errors, they will be caught and forwarded to the MessageBroker Lambda function to publish an error message to the solution's Amazon SNS topic.



### Cognito User Profiles Export Reference Architecture import workflow

When the `ImportWorkflow` Step Functions workflow initially runs, the `CheckStateMachine` Lambda function ensures `ImportWorkflow` is not already running. If the `ImportWorkflow` Step Functions workflow is already running, the current run is halted. The `CheckNewUserPool` Lambda function ensures that the Amazon Cognito user pool that was supplied to the new Amazon Cognito user pool is empty (has no users or groups).

The `ScanTable` Lambda function scans all items in the `BackupTable` DynamoDB table. If an item representing a group in the primary user pool is returned, that group is created in the new user pool. Items representing users in the primary user pool is added to the `NewUsers` Amazon SQS queue and items representing group memberships or users that are not enabled in the primary user pool is added to the `Update` Amazon SQS queue.

The `ImportUsers` Lambda function drains the `NewUsers` Amazon SQS queue, creates a CSV file with the users, and creates and runs a job to import those users to the new user pool. For details, refer to [Importing Users into User Pools From a CSV File](#).

The Cognito user import job reports its progress in Amazon CloudWatch. For details, refer to [Viewing the User Pool Import Results in the CloudWatch Console](#). In the event a user is not imported, you will see a `FAILED` message in the CloudWatch logs for the job along with the corresponding line number from the user import CSV and reason for the failure. When the solution starts the user import job, a mapping file uploads to the solution's [Amazon S3](#) bucket. The mapping file is a CSV file with two columns: a line number and a user's sub attribute from the primary user pool. This mapping file is used to troubleshoot failed user imports by cross-referencing the line number reported by Cognito and the sub of the corresponding user.

Once all users have been imported and the `NewUsers` Amazon SQS queue is emptied, the `UpdateUsers` Lambda function drains the `Update` Amazon SQS queue and adds users to the groups where they belong. If any users were not enabled in the primary user pool, the `UpdateUsers` Lambda function will update them accordingly in the new user pool.

When the `ImportWorkflow` Step Functions workflow is complete, the `MessageBroker` Lambda function sends a completion message to the solution's SNS topic. If the workflow's Lambda functions generate errors, they will be forwarded to the `MessageBroker` Lambda function to publish an error message to the solution's SNS topic.

# Solution components

## Export workflow

The `ExportWorkflow` AWS Step Functions workflow is invoked on a set schedule. This solution's AWS CloudFormation template includes a parameter to run the workflow daily, weekly, or every 30 days. If you prefer another schedule, you can modify the schedule in the Amazon CloudWatch console after launching this solution.

The `ExportWorkflow` Step Functions workflow interrogates your primary user pool and performs the following actions:

- Lists all users in the primary user pool and refreshes the `BackupTable` DynamoDB table with updated user profile information (such as standard and custom attributes, and the user enabled flag), and adds new users.
- Lists all groups in the primary user pool and refreshes the `BackupTable` DynamoDB table with updated group information (such as group description and precedence value), and adds new groups.
- Lists all users in each group to identify new group members, and users that are no longer members of a group, and updates the `BackupTable` DynamoDB table accordingly.
- Checks the `BackupTable` DynamoDB table for records that were not updated during this run of `ExportWorkflow` Step Functions workflow. These records will be removed from the `BackupTable` DynamoDB table.

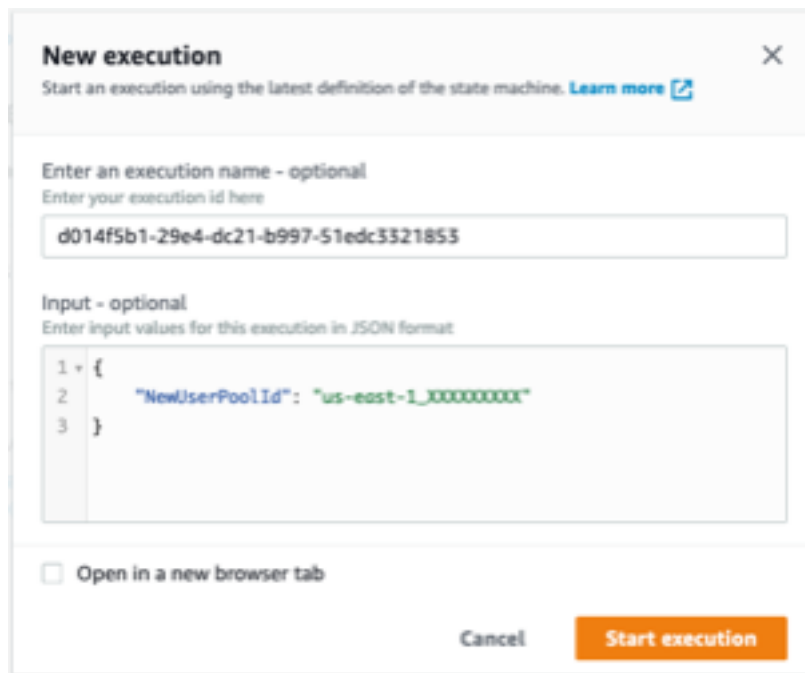
## Backup table

The `BackupTable` DynamoDB table is a global table with a replica in your backup AWS Region. When data changes in the table, DynamoDB asynchronously replicates that data to the replica in your backup Region. The solution exports the user profile, group, and group membership information to the backup Amazon DynamoDB table on a set schedule.

In the primary Region, the `BackupTable` DynamoDB table is configured to enable DynamoDB Point-in-Time Recovery, which enables you to restore the `BackupTable` DynamoDB table to any point in time during the last 35 days. For more information, refer to [Point-in-Time Recovery for DynamoDB](#).

## Import workflow

The `ImportWorkflow Step Functions` workflow populates an empty user pool with user profiles, groups, and group memberships from the DynamoDB global table. You must run the `ImportWorkflow Step Functions` workflow on demand in either the primary or backup Region. When starting the execution, you must supply a JSON object as input and supply the ID for the new user pool in the `NewUserPoolId` property.



**New execution** ×  
Start an execution using the latest definition of the state machine. [Learn more](#) ↗

Enter an execution name - optional  
Enter your execution id here

d014f5b1-29e4-dc21-b997-51edc3321853

Input - optional  
Enter input values for this execution in JSON format

```
1 {  
2   "NewUserPoolId": "us-east-1_XXXXXXXX"  
3 }
```

Open in a new browser tab

Cancel Start execution

### Amazon Cognito `NewUserPoolId` property

The `ImportWorkflow Step Functions` workflow first checks that the new user pool does not have any groups or users before proceeding. If the user pool is not empty, the `ImportWorkflow Step Functions` workflow will be halted.

**Note:** When a user profile is created in the new user pool, it is assigned a new Amazon Cognito generated unique ID (the sub attribute). Additionally, user passwords are not replicated by this solution. Refer to [Limitations](#) for more details.

# Limitations

## Passwords

This solution does not back up user passwords to DynamoDB. When signing in to the new user pool that was populated with the `ImportWorkflow Step Functions` workflow, users will be required to [reset their passwords](#).

## Multi-factor authentication

This solution does not support user pools with multi-factor authentication (MFA) enabled. When this solution is deployed, it checks the primary user pool's MFA setting and, if the setting is either optional or required, this solution will not launch. This solution also performs this check every time the `ExportWorkflow Step Functions` workflow is run and, if MFA has been enabled, the workflow will terminate. MFA is not supported because this solution is unable to replicate an end-user's MFA token that is used to configure time-based one-time passwords (TOTP) as a second factor.

## Cognito sub attribute

The `ImportWorkflow Step Functions` workflow will create new users in the empty user pool and synchronize their user profiles with the current state in the backup DynamoDB table. These new users will be assigned new Cognito-generated unique IDs (the sub attribute). If your application is using this value to uniquely identify a user, we recommend that you copy this value to a new custom attribute in the primary user pool. This attribute will be exported to DynamoDB and available in the new user pool when the `ImportWorkflow Step Functions` workflow runs.

## Federated users

Users who have signed in to your user pool using a third-party identity provider will not have profiles exported to DynamoDB. These users will be created in the new user pool when they next log in through the third-party identity provider. This means that custom attributes for federated users will not be exported by this solution, and the federated user will get a new value for the sub attribute when they log in to the new user pool.

## Cognito advanced security features

When evaluating users as part of Cognito's [advanced security features](#), the user history is not exported by this solution and therefore will not be available in the new user pool.

## Username attributes

When a user pool is initially created, you can allow users the choice of using either an email address or a phone number as their username. However, this solution does not support user pools that are configured to allow both email addresses and phone numbers.

## Group roles

AWS Identity and Access Management (IAM) roles associated with groups are not exported by this solution. If you have an IAM role attached to a group, you must create a similar role or associate that role with the group in the new user pool.

## Tracked devices

This solution does not export [tracked devices](#) to the BackupTable DynamoDB table. As such, if you use the ImportWorkflow Step Functions workflow to populate a new user pool, there will be no tracked devices associated with the imported user profiles.

# Design considerations

## One-way scheduled export

This solution automatically exports data from your primary user pool to Amazon DynamoDB on a [scheduled basis](#). If you create a new user pool and populate it by running the `ImportWorkflow` AWS Step Functions workflow, you can configure scheduled exports of this new user pool by launching a new instance of this solution and configuring it to point to the new user pool.

## Solution configuration

When launching the AWS CloudFormation template, there are two parameters you can use to influence the solution's behavior.

### Export frequency

This parameter sets the [schedule expression](#) for the Amazon CloudWatch Events rule that starts the `ExportWorkflow` Step Functions workflow. The AWS CloudFormation template will have options for every day, seven days, or 30 days. If you require a different schedule, update the CloudWatch Events rule after the solution is deployed.

### Cognito transactions per second (TPS)

This parameter sets the maximum number of times an Amazon Cognito API is called per second. While the `ExportWorkflow` Step Functions workflow is running, API calls are made to list users and groups in the primary user pool. When the `ImportWorkflow` Step Functions workflow is running, it adds groups and adds users to groups. These API calls count against your existing Cognito API limits. This parameter can reduce the risk of the solution inadvertently impacting your applications. Lowering this value results in this solution taking longer to run.

User pool	Cognito TPS setting	Action	Approximate run time
10,000 users No groups	10	Sync workflow	2.62 minutes
		Recovery workflow	8.13 minutes



User pool	Cognito TPS setting	Action	Approximate run time
	5	Sync workflow	2.66 minutes
		Recovery workflow	8.32 minutes
10,000 users Each user in one group	10	Sync workflow	4.76 minutes
		Recovery workflow	29.24 minutes
	5	Sync workflow	4.82 minutes
		Recovery workflow	47.73 minutes
100,000 users No groups	10	Sync workflow	21.82 minutes
		Recovery workflow	56.31 minutes
100,000 users Each user in one group	10	Sync workflow	40.26 minutes
		Recovery workflow	290.24 minutes
250,000 users No groups	10	Sync workflow	54.79 minutes
		Recovery workflow	128.2 minutes
250,000 users Each user in one group	10	Sync workflow	98.65 minutes
		Recovery workflow	678.29 minutes
500,000 users No groups	10	Sync workflow	146.52 minutes
		Recovery workflow	247.63 minutes

User pool	Cognito TPS setting	Action	Approximate run time
500,000 users Each user in one group	10	Sync workflow	181.46 minutes
		Recovery workflow	1,313.31 minutes

# AWS CloudFormation template

This solution uses AWS CloudFormation to automate the deployment of the Cognito User Profiles Export Reference Architecture solution in the AWS Cloud. It includes the following AWS CloudFormation template, which you can download before deployment:

[View  
Template](#)

cognit

**user-profiles-export-reference-architecture.template:** Use this template to launch the Cognito User Profiles Export Reference Architecture solution and all associated components. The default configuration deploys two AWS Step Functions workflows in each Region along with their associated AWS Lambda functions, an Amazon DynamoDB global table with replicas in each Region, an Amazon Simple Notification Service (Amazon SNS) topic in each Region, two Amazon Simple Storage Service (Amazon S3) buckets in each Region, five Amazon Simple Queue Service (Amazon SQS) queues (two in the backup Region and three in the primary Region), and AWS Identity and Access Management (IAM) roles. You can also customize the template based on your specific needs.

# Automated deployment

Before you launch this solution, review the architecture, configuration, and other considerations discussed in this guide. Follow the step-by-step instructions in this section to configure and deploy the Cognito User Profiles Export Reference Architecture solution into your account.

**Time to deploy:** Approximately 10 minutes


## Launch the stack

This automated AWS CloudFormation template deploys the Cognito User Profiles Export Reference Architecture solution in the AWS Cloud.

### Note

You are responsible for the cost of the AWS services used while running this solution. See the [Cost](#) section for more details. For full details, see the pricing webpage for each AWS service you will be using in this solution.

1. Sign in to the AWS Management Console and use the button below to launch the `cognito-user-profiles-export-reference-architecture` AWS CloudFormation template.




You can also [download the template](#) as a starting point for your own implementation.

2. The template launches in the US East (N. Virginia) Region by default. To launch the solution in a different AWS Region, use the Region selector in the console navigation bar.
3. On the **Create stack** page, verify that the correct template URL shows in the **Amazon S3 URL** text box and choose **Next**.
4. On the **Specify stack details** page, assign a name to your solution stack.
5. Under **Parameters**, review the parameters for the template and modify them as necessary. This solution uses the following default values.

Parameter	Default	Description
PrimaryUserPoolId	<Requires input>	The ID of the Amazon Cognito user pool that is backed up.
SecondaryRegion	<Requires input>	The <a href="#">AWS Region</a> that will serve as your backup.
ExportFrequency	EVERY_DAY	The frequency at which ExportWorkflow is run. Other options are EVERY_7_DAYS and EVERY_30_DAYS.
CognitoTPS	10	The number of times the Cognito API is called per second. Other options are 1 and 5.
NotificationEmail	<Requires input>	The email address that is subscribed to the solution's Amazon SNS topics.
SnsPreference	INFO_AND_ERRORS	If set to INFO_AND_ERRORS, the solution publishes to the SNS topics when workflows successfully complete and if errors are detected. The other option (ERRORS_ONLY) is to publish messages for errors only.

5. Choose **Next**.
6. On the **Configure stack options** page, choose **Next**.
7. On the **Review** page, review and confirm the settings. Check the box acknowledging that the template will create AWS Identity and Access Management (IAM) resources.
8. Choose **Create stack** to deploy the stack.

You can view the status of the stack in the AWS CloudFormation console in the **Status** column. You should see a status of `CREATE_COMPLETE` in approximately 10 minutes.

 **Note**

In addition to the primary AWS Lambda functions, this solution includes custom resource Lambda functions: `SecondaryUserPoolTable`, `StackCheckerCustomResource`, `SolutionConstantsCustomResource`, `StackSetCustomResource`, and `StackSetConstants`, which run only during initial configuration or when resources are updated or deleted. When running this solution, these functions are inactive. However, do not delete these functions because they are necessary to manage associated resources.

# Security

When you build systems on AWS infrastructure, security responsibilities are shared between you and AWS. This shared model reduces your operational burden because AWS operates, manages, and controls the components including the host operating system, the virtualization layer, and the physical security of the facilities in which the services operate. For more information about AWS security, visit the [AWS Security Center](#).

## IAM roles

AWS Identity and Access Management (IAM) roles enable customers to assign granular access policies and permissions to services and users in the AWS Cloud. This solution creates IAM roles that grant the solution's AWS Lambda functions access to create regional resources.

# Additional resources

## AWS services

- [AWS Lambda](#)
- [Amazon CloudWatch](#)
- [Amazon Cognito](#)
- [AWS Step Functions](#)
- [Amazon Simple Notification Service](#)
- [Amazon DynamoDB](#)
- [AWS Identity and Access Management](#)
- [AWS CloudFormation](#)
- [Amazon Simple Queue Service](#)
- [Amazon Simple Storage Service](#)



## StackSets

This solution uses AWS CloudFormation StackSets to deploy resources in both the primary and backup Regions. After launching the main AWS CloudFormation template, an additional AWS CloudFormation stack deploys in your primary Region. This is an instance of the StackSet that contains resources for the ImportWorkflow and ExportWorkflow AWS Step Functions workflows, AWS Lambda functions, AWS Identity and Access Management (IAM) roles, an Amazon Simple Notification Service(Amazon SNS) topic, and Amazon Simple Storage Service(Amazon S3) buckets. In the backup Region, a similar instance will be created; however, there is no ExportWorkflow Step Functions workflow in the backup Region, but there are resources for the ImportWorkflow Step Functions workflow.

## Uninstall the solution

To uninstall the Cognito User Profiles Export Reference Architecture solution, you must delete the solution's main AWS CloudFormation stack in the primary Region. This stack will be the one you created when you launched this solution. This solution will automatically delete the two [AWS CloudFormation StackSets](#) that were created.

In order to retain your data, this solution does not delete the DynamoDB global table or the Amazon S3 buckets. You must manually delete these resources. There are two S3 buckets and a replica of the DynamoDB global table in each Region.

## Using the AWS Management Console

1. Sign in to the [AWS CloudFormation console](#).
2. Select this solution's installation stack.
3. Choose **Delete**.

## Using AWS Command Line Interface

Determine whether the AWS Command Line Interface (AWS CLI) is available in your environment. For installation instructions, refer to [What Is the AWS Command Line Interface](#) in the *AWS CLI User Guide*. After confirming that the AWS CLI is available, run the following command.

```
$ aws cloudformation delete-stack --stack-name <installation-stack-name>
```

## Deleting the Amazon S3 buckets

This solution is configured to retain the Amazon S3 buckets if you decide to delete the AWS CloudFormation stack to prevent against accidental data loss. After uninstalling the solution, you can manually delete these buckets if you do not need to retain the data. Use the following procedure to delete the Amazon S3 buckets.

1. Sign in to the [Amazon S3 console](#).
2. Choose **Buckets** from the left navigation pane.
3. Locate the *<stack-name>* S3 buckets.

4. Select one of the S3 buckets and choose **Delete**.

Repeat the steps until you have deleted all the *<stack-name>* S3 buckets.

Alternatively, you can configure the AWS CloudFormation template to delete the Amazon S3 buckets automatically. Prior to deleting the stack, change the deletion behavior in the AWS CloudFormation [DeletionPolicy Attribute](#).

## Deleting the DynamoDB table

After uninstalling the solution, you can manually delete the DynamoDB global table.

1. Sign in to the [DynamoDB console](#).
2. Choose **Tables** from the left navigation pane.
3. Select the *<stack-name>* table and then choose the **Global Tables** tab.

If you are using the old console:

- a. Under **Global Table regions**, select the secondary region and choose **Delete region**.
- b. When the secondary region table is fully deleted, select the *<stack-name>* table and choose **Delete**.

If you are using the new console:

- a. Select the secondary region replica and choose **Delete replica**.
- b. When the secondary region replica is fully deleted, choose **Actions** and then choose **Delete table**.

## Source code

You can visit our [GitHub repository](#) to download the templates and scripts for this solution, and to share your customizations with others.

# Reference

This section includes information about an optional feature for collecting unique metrics for this solution.

## Collection of operational metrics

This solution includes an option to send anonymized operational metrics to AWS. We use this data to better understand how customers use this solution and related services and products. When enabled, the following information is collected and sent to AWS:

- **Solution ID:** The AWS solution identifier
- **Version:** The version of the AWS solution
- **Timestamp:** The timestamp of when the event occurred
- **Unique ID (UUID):** Randomly generated, unique identifier for each solution deployment
- **Cognito User Import Job Ended (when adding users in the backup user pool):**
  - Job Status
  - Job Creation Date
  - Job Start Date
  - Job Completion Date
  - Job Completion Message
  - AWS Region
- **Step Functions Workflow Finished:**
  - Workflow Name
  - AWS Region
  - Is Primary Region (Yes/No)
  - Run Time in Seconds
- **Step Functions Workflow Error:**
  - Workflow Name
  - AWS Region
  - Is Primary Region (Yes/No)
  - Run Time in Seconds

Note that AWS will own the data gathered via this survey. Data collection will be subject to the [AWS Privacy Policy](#). To opt out of this feature, complete one of the following tasks:

- Modify the AWS CloudFormation template mapping section as follows:

```
AnonymousData:  
  SendAnonymousData:  
    Data: Yes
```

to

```
AnonymousData:  
  SendAnonymousData:  
    Data: No
```

# Revisions

Date	Change	
August 2020	Initial release	
May 2021	Release version 1.0.1: Bug fixes. For more information, refer to the <a href="#">CHANGELOG.md</a> file in the GitHub repository.	
May 2023	Release version 1.0.2: Mitigated impact caused by new default settings for Amazon S3 Object Ownership (ACLs disabled) for all new Amazon S3 buckets. For more information, refer to the <a href="#">CHANGELOG.md</a> file in the GitHub repository.	
August 2023	Release version 1.0.3: Minor updates and bug fixes. For more information, refer to the <a href="#">CHANGELOG.md</a> file in the GitHub repository.	
September 2023	Release version 1.0.4: Security updates and general solution improvements. For more information, refer to the <a href="#">CHANGELOG.md</a> file in the GitHub repository.	
October 2023	Release version 1.0.5: Security updates. For more information, refer to the <a href="#">CHANGELOG.md</a> file in the GitHub repository.	
July 2024	Release version 1.0.6: Security updates. For more information, refer to the <a href="#">CHANGELOG.md</a> file in the GitHub repository.	
August 2024	Release version 1.0.7: Updated package versions to resolve security vulnerabilities. For more information, refer to the <a href="#">CHANGELOG.md</a> file in the GitHub repository.	

# Notices

Customers are responsible for making their own independent assessment of the information in this document. This document: (a) is for informational purposes only, (b) represents AWS current product offerings and practices, which are subject to change without notice, and (c) does not create any commitments or assurances from AWS and its affiliates, suppliers or licensors. AWS products or services are provided “as is” without warranties, representations, or conditions of any kind, whether express or implied. AWS responsibilities and liabilities to its customers are controlled by AWS agreements, and this document is not part of, nor does it modify, any agreement between AWS and its customers.

Cognito User Profiles Export Reference Architecture is licensed under the terms of the of the Apache License Version 2.0 available at [The Apache Software Foundation](https://www.apache.org/licenses/LICENSE-2.0).